



MSA FORMULA FORD CHAMPIONSHIP OF GB

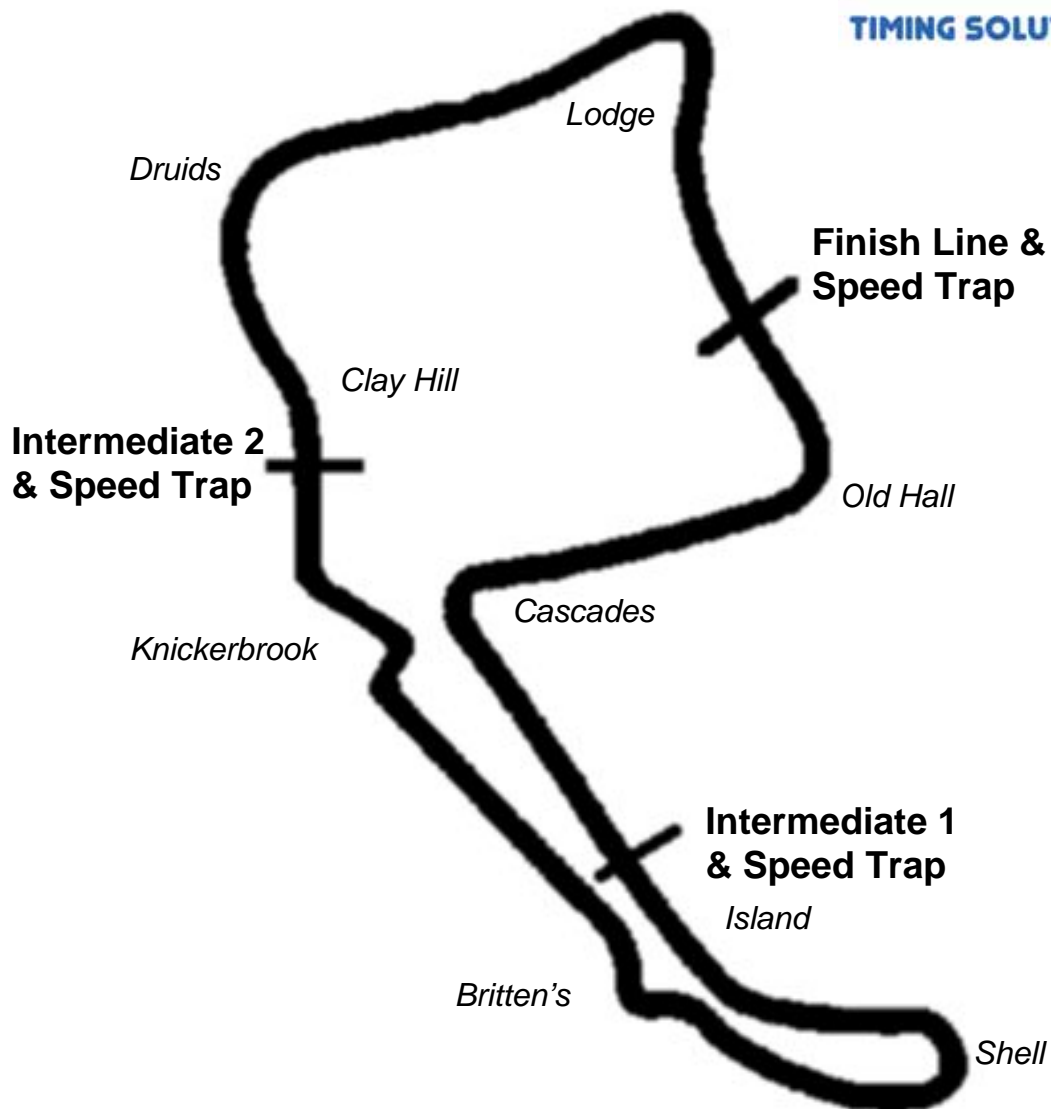
Round 1, 2 & 3
Oulton Park International

11th April / 13th April 2009



Results Provided by Timing Solutions Ltd
www.tsl-timing.com

OULTON PARK INTERNATIONAL



Circuit Length: 2.6920 miles / 4332.4 metres
Intermediate 1: 1163 metres
Intermediate 2: 3066 metres
Pit In: 4314 metres
Pit Out: 180 metres after Finish Line
Pit In – Pit Out: 200 metres, @ 60kph = 12.0 seconds, @ 80kph = 9.0 seconds

MSA Formula Ford Championship of Great Britain

QUALIFYING - RACE 2 - ROUND 1 - CLASSIFICATION

POS	NO	CL	DRIVER / TEAM	CAR	TIME	ON	LAPS	GAP	DIFF	MPH
1	2	C	James COLE (GBR) Jamun Racing	Mygale 09	1:40.997	7	8			95.95
2	11	S	Daniel CAMMISH (GBR) Kevin Mills Racing	SPECTRUM 011C	1:41.176	5	10	0.179	0.179	95.78
3	7	C	Garry FINDLAY (GBR) Fluid Motorsport Development	Van Diemen 08	1:41.334	5	9	0.337	0.158	95.63
4	21	C	Josef NEWGARDEN (USA) JTR/Robo-Pong	Mygale SJ09	1:41.475	5	8	0.478	0.141	95.50
5	88	C	Rogier DE WIT (NED) Getem Racing	Mygale 07	1:41.522	5	7	0.525	0.047	95.46
6	10	C	Alex JONES (GBR) Kevin Mills Racing	SPECTRUM 011C	1:41.588	6	9	0.591	0.066	95.39
7	5	S	Fabio GAMBERINI (BRA) Fluid Motorsport Development	Van Diemen 07	1:41.754	7	11	0.757	0.166	95.24
8	3	C	Josh HILL (GBR) Jamun Racing	Mygale 09	1:41.797	7	11	0.800	0.043	95.20
9	17	C	Liroy STUART (NED) JTR	Mygale SJ09	1:41.804	4	6	0.807	0.007	95.19
10	16	C	Jordi CUNILL (USA) GV Racing	Mygale SJ08	1:41.859	5	10	0.862	0.055	95.14
11	6	C	Ben BARKER (GBR) Fluid Motorsport Development	Van Diemen 08	1:41.968	6	6	0.971	0.109	95.04
12	99	C	Chrissy PALMER (GBR) Juno	Juno 09	1:42.023	7	11	1.026	0.055	94.99
13	12	C	Daniel ERICKSON (AUS) Kevin Mills Racing	SPECTRUM 011C	1:42.173	2	2	1.176	0.150	94.85
14	9	C	Peter BARRABLE (IRL) Fluid Motorsport Development	Van Diemen 09	1:42.199	5	11	1.202	0.026	94.82
15	4	C	Patrick MCKENNA (IRL) Jamun Racing	Mygale 09	1:42.680	10	12	1.683	0.481	94.38
16	19	S	Dan DE ZILLE (GBR) Minister International	Mygale SJ08/21	1:43.680	7	8	2.683	1.000	93.47
17	14	S	Zaamin JAFFER (IND) Raysport	Ray 08	1:43.860	9	11	2.863	0.180	93.31
18	28	S	Kieron VERNON (GBR) Wrensport	Spirit WL06	1:43.949	7	8	2.952	0.089	93.23
19	77	C	Antti BURI (FIN) LMS Racing OY	MTEC FD 09	1:44.110	10	10	3.113	0.161	93.08
20	25	S	Jason MILLS (GBR) Enigma Motorsport	Mygale SJ06/07	1:44.629	6	10	3.632	0.519	92.62
21	13	S	Darelle WILSON (GBR) DW PT Racing	Ray 08	1:47.038	9	10	6.041	2.409	90.54
22	44	S	Mark HARPER (GBR) InterMotorsport	Van Diemen 07	1:47.044	9	11	6.047	0.006	90.53
23	36	S	Luke WILLIAMS (GBR) Williams Racing	Ray 08		0	1			

Weather / Track : Bright / Dry

These results are provisional until the conclusion of any judicial and technical matters.

Oulton Park International
Circuit Length = 2.6920 miles
Start: 11:00 End: 11:22

Clerk of Course :		Timekeeper :
-------------------	--	--------------

MSA Formula Ford Championship of Great Britain

QUALIFYING - RACE 2 - ROUND 1 - SECTOR ANALYSIS

2	James COLE				C Jamun Racing					
1-	Out 120.3	49.834 108.1	28.788 115.3	1:46.121	5-	25.738 125.4	47.478 109.8	27.875 115.7	1:41.091	
2-	26.221 123.1	48.009 110.0	28.170 115.7	1:42.400	6-	25.799 126.1	47.646 109.3	27.960 116.3	1:41.405	
3-	25.937 125.2	47.561 109.7	28.922 115.9	1:42.420	7-	25.682 126.1	47.375 110.0	27.940 115.9	1:40.997	
4-	25.732 125.9	47.429 109.8	27.914 116.5	1:41.075	8-	26.164 124.5	49.207 107.5	In	1:48.328 P	
3	Josh HILL				C Jamun Racing					
1-	Out 97.0	52.931 106.9	29.053 113.2	1:48.303	7-	25.871 125.0	47.770 109.7	28.156 114.3	1:41.797	
2-	26.630 124.0	49.126 108.6	28.628 109.8	1:44.384	8-	25.956 125.0	47.698 109.3	28.150 114.3	1:41.804	
3-	26.131 125.0	48.115 108.8	28.379 114.3	1:42.625	9-	25.896 124.5	48.677 108.9	28.202 113.4	1:42.775	
4-	25.869 125.4	45.988 113.2	28.655 114.5	1:40.512 D	10-	25.993 124.5	47.948 109.1	28.196 114.3	1:42.137	
5-	26.097 123.8	47.824 108.9	28.314 114.1	1:42.235	11-	26.130 121.1	49.687 107.0	28.606 113.9	1:44.423	
6-	25.933 124.5	47.840 108.6	28.238 114.3	1:42.011						
4	Patrick MCKENNA				C Jamun Racing					
1-	Out 116.7	51.083 108.8	28.746 115.7	1:46.967	7-	26.313 125.4	48.845 109.3	28.532 115.7	1:43.690	
2-	26.102 127.3	48.673 108.4	28.452 115.3	1:43.227	8-	26.168 125.9	48.375 109.8	28.482 115.3	1:43.025	
3-	25.940 128.1	49.231 108.8	28.684 115.9	1:43.855	9-	26.215 125.0	48.756 109.3	28.282 115.5	1:43.253	
4-	26.361 125.2	48.577 109.3	28.215 116.1	1:43.153	10-	26.227 124.7	48.243 109.7	28.210 115.5	1:42.680	
5-	25.936 125.9	48.597 108.9	28.576 114.9	1:43.109	11-	26.152 125.0	48.461 108.8	28.144 116.7	1:42.757	
6-	26.131 125.9	48.654 109.5	28.708 113.9	1:43.493	12-	26.503 125.2	47.266 102.3	30.188 114.7	1:43.957	
5	Fabio GAMBERINI				S Fluid Motorsport Development					
1-	Out 77.9	58.374 59.1	40.152 109.5	2:08.620	7-	25.965 126.1	47.639 108.1	28.150 113.9	1:41.754	
2-	27.072 123.8	48.932 108.8	28.799 113.4	1:44.803	8-	26.135 124.0	47.697 107.7	28.310 114.9	1:42.142	
3-	26.238 124.3	49.096 107.2	28.779 113.5	1:44.113	9-	26.343 123.8	47.762 109.7	28.020 116.5	1:42.125	
4-	26.378 124.0	48.173 107.4	28.862 111.3	1:43.413	10-	26.199 124.3	47.571 109.1	28.289 114.9	1:42.059	
5-	27.120 124.0	48.449 109.5	28.286 114.1	1:43.855	11-	26.212 125.2	48.011 108.4	28.507 115.1	1:42.730	
6-	26.045 125.0	47.697 112.2	28.231 115.1	1:41.973						
6	Ben BARKER				C Fluid Motorsport Development					
1-	Out 110.7	51.995 107.5	29.585 113.9	1:46.614	4-	26.100 124.3	49.221 109.1	28.551 116.9	1:43.872	
2-	26.298 125.4	48.265 107.5	35.843 114.1	1:50.406	5-	26.042 126.4	47.846 111.3	28.214 117.3	1:42.102	
3-	26.215 125.4	49.240 109.3	28.349 115.1	1:43.804	6-	26.240 125.2	47.690 110.4	28.038 117.1	1:41.968	
7	Garry FINDLAY				C Fluid Motorsport Development					
1-	Out 120.1	49.010 108.2	28.262 114.1	1:41.269	6-	25.968 124.7	47.440 104.2	28.754 115.3	1:42.162	
2-	26.207 122.0	47.846 109.1	28.435 114.5	1:42.488	7-	26.193 123.4	51.201 108.6	27.987 114.9	1:45.381	
3-	25.871 124.0	48.565 107.5	In	1:45.395 P	8-	26.053 123.6	47.412 108.9	27.925 115.9	1:41.390	
4-	Out 123.1	47.642 108.2	28.077 114.5	3:05.281	9-	27.842 83.7	1:02.414 89.2	In	2:08.224 P	
5-	25.924 123.6	47.408 108.9	28.002 114.7	1:41.334						
9	Peter BARRABLE				C Fluid Motorsport Development					
1-	Out 103.6	58.654 97.4	38.858 109.8	2:03.128	7-	26.139 124.3	55.359 82.3	37.043 116.5	1:58.541	
2-	26.738 124.5	48.207 109.3	32.843 114.1	1:47.788	8-	28.373 100.6	53.203 109.5	28.240 115.1	1:49.816	
3-	26.144 124.5	48.515 108.2	28.551 114.3	1:43.210	9-	26.404 122.2	47.831 108.9	28.206 114.9	1:42.441	
4-	26.442 124.3	51.156 108.4	28.406 114.9	1:46.004	10-	26.571 120.5	50.230 110.7	28.480 113.9	1:45.281	
5-	26.049 125.2	47.908 109.7	28.242 114.1	1:42.199	11-	26.352 121.8	47.743 109.7	28.274 115.5	1:42.369	
6-	26.934 125.7	48.565 110.2	28.494 116.1	1:43.993						
10	Alex JONES				C Kevin Mills Racing					
1-	Out 118.1	49.733 107.7	29.266 115.3	1:46.682	6-	26.039 124.3	47.556 108.6	27.993 115.1	1:41.588	
2-	26.218 125.9	47.976 109.3	27.936 115.9	1:42.130	7-	25.996 125.2	47.819 108.4	28.155 114.7	1:41.970	
3-	26.223 126.6	48.107 108.9	28.331 114.9	1:42.661	8-	26.078 123.4	47.939 108.2	28.317 114.5	1:42.334	
4-	26.050 125.2	47.682 108.2	28.112 114.1	1:41.844	9-	27.540 121.6	51.301 104.9	In	1:53.736 P	
5-	25.872 125.0	48.667 85.7	29.006 115.9	1:43.545						
11	Daniel CAMMISH				S Kevin Mills Racing					
1-	Out 105.0	50.794 107.7	28.598 115.5	1:47.786	6-	27.132 92.6	51.908 105.4	28.551 115.1	1:47.591	
2-	26.229 124.7	47.803 109.5	28.236 115.9	1:42.268	7-	25.902 124.0	47.544 108.8	28.268 115.7	1:41.714	
3-	25.953 125.4	47.519 110.0	28.126 114.9	1:41.598	8-	25.920 123.8	47.768 108.8	28.300 114.9	1:41.988	
4-	25.786 125.4	47.579 109.8	28.091 116.9	1:41.456	9-	26.204 122.5	49.666 108.4	28.631 114.9	1:44.501	
5-	25.688 125.0	47.314 110.2	28.174 115.9	1:41.176	10-	26.414 111.1	52.694 107.2	In	1:52.562 P	

Oulton Park International
Circuit Length = 2.6920 miles
Start: 11:00 End: 11:22

Weather / Track : Bright / Dry

MSA Formula Ford Championship of Great Britain
QUALIFYING - RACE 2 - ROUND 1 - SECTOR ANALYSIS

12	Daniel ERICKSON				C Kevin Mills Racing				
1 -	Out 119.2	49.781 107.9	28.989 113.7	1:46.917	2 -	26.046 125.2	47.855 108.9	28.272 113.5	1:42.173
13	Darelle WILSON				S DW PT Racing				
1 -	Out 99.3	57.489 99.3	31.386 107.7	1:58.750	6 -	27.585 118.8	50.581 104.5	In	1:51.361 P
2 -	28.446 119.0	53.310 104.9	31.273 109.8	1:53.029	7 -	Out 117.1	50.809 105.2	29.748 109.1	2:49.389
3 -	27.865 118.6	52.611 104.5	29.674 110.7	1:50.150	8 -	27.569 111.8	50.971 105.2	29.140 112.2	1:47.680
4 -	27.826 109.5	49.050 108.8	30.296 106.2	1:47.172 D	9 -	27.346 113.0	50.462 104.4	29.230 110.4	1:47.038
5 -	27.732 119.2	51.141 104.7	29.872 110.9	1:48.745	10 -	27.943 107.5	50.099 104.5	29.404 111.5	1:47.446
14	Zaamin JAFFER				S Raysport				
1 -	Out 81.8	52.729 101.8	30.137 108.8	1:53.679	7 -	26.624 120.9	48.733 105.4	28.870 112.8	1:44.227
2 -	27.126 120.3	49.692 105.2	29.079 110.6	1:45.897	8 -	26.616 122.7	48.840 105.4	29.079 111.3	1:44.535
3 -	26.906 123.1	48.990 105.4	29.378 103.1	1:45.274	9 -	26.597 122.5	48.380 106.9	28.883 111.3	1:43.860
4 -	26.785 121.6	49.353 105.8	29.000 112.0	1:45.138	10 -	26.656 121.4	48.943 105.4	28.856 112.4	1:44.455
5 -	26.720 121.8	48.780 105.7	28.933 112.4	1:44.433	11 -	26.863 122.2	51.514 82.5	29.868 112.2	1:48.245
6 -	26.908 120.1	49.168 105.7	28.997 111.8	1:45.073					
16	Jordi CUNILL				C GV Racing				
1 -	Out 106.9	53.479 103.2	29.416 111.8	1:50.095	6 -	26.810 124.5	48.006 109.5	28.521 115.1	1:43.337
2 -	26.994 123.1	48.661 107.4	30.603 113.2	1:46.258	7 -	26.029 125.7	47.835 109.7	28.173 115.5	1:42.037
3 -	26.773 124.0	48.237 108.2	28.252 114.9	1:43.262	8 -	27.124 123.4	48.712 104.5	30.075 114.9	1:45.911
4 -	26.103 125.0	48.056 108.4	28.151 115.3	1:42.310	9 -	26.176 125.4	47.653 107.9	28.193 114.5	1:42.022
5 -	26.173 125.2	47.565 108.8	28.121 117.1	1:41.859	10 -	26.104 124.3	47.563 108.1	28.200 115.3	1:41.867
17	Liroy STUART				C JTR				
1 -	Out 119.2	50.646 107.5	29.275 113.2	1:45.242	4 -	25.825 125.4	47.822 109.5	28.157 114.1	1:41.804
2 -	26.537 122.2	48.329 109.3	28.510 113.5	1:43.376	5 -	25.928 125.0	50.375 107.2	29.354 114.9	1:45.657
3 -	25.993 123.6	48.094 109.1	28.218 114.7	1:42.305	6 -	25.957 124.7	48.217 109.8	In	1:51.213 P
19	Dan DE ZILLE				S Minister International				
1 -	Out 116.9	53.503 106.5	29.129 112.0	1:49.358	5 -	26.437 124.3	48.956 106.9	28.756 112.0	1:44.149
2 -	26.844 123.4	49.650 107.9	28.858 112.6	1:45.352	6 -	26.390 123.6	48.727 106.7	28.621 112.4	1:43.738
3 -	26.414 124.0	50.965 107.7	30.156 111.7	1:47.535	7 -	26.443 123.4	48.518 107.5	28.719 112.6	1:43.680
4 -	26.517 123.6	49.323 107.7	28.601 112.6	1:44.441	8 -	27.161 121.4	50.784 104.4	In	1:53.347 P
21	Josef NEWGARDEN				C JTR/Robo-Pong				
1 -	Out 121.6	49.285 107.9	28.618 114.7	1:44.572	5 -	25.847 125.4	47.696 109.8	27.932 115.7	1:41.475
2 -	26.078 124.0	47.946 109.3	28.170 115.3	1:42.194	6 -	25.759 124.7	47.807 109.5	28.024 115.9	1:41.590
3 -	25.980 122.2	47.673 109.7	28.089 115.7	1:41.742	7 -	25.912 124.7	47.713 108.9	28.023 115.9	1:41.648
4 -	25.860 123.8	47.809 109.8	27.868 116.1	1:41.537	8 -	26.365 124.3	48.496 108.6	In	1:48.028 P
25	Jason MILLS				S Enigma Motorsport				
1 -	Out 84.6	53.498 106.4	29.513 111.7	1:50.259	6 -	26.564 123.8	49.178 107.7	28.887 113.0	1:44.629
2 -	27.153 123.8	52.084 107.0	29.180 112.4	1:48.417	7 -	26.721 124.3	49.700 107.4	In	1:49.310 P
3 -	26.810 123.1	49.737 107.5	29.129 112.6	1:45.676	8 -	Out 122.2	49.353 107.4	28.839 112.4	4:22.054
4 -	26.898 122.7	49.649 106.9	29.008 113.2	1:45.555	9 -	31.000 121.1	50.032 105.2	29.017 112.6	1:50.049
5 -	26.776 123.1	49.317 107.7	28.947 113.2	1:45.040	10 -	26.833 122.2	50.328 107.9	28.823 113.7	1:45.984
28	Kieron VERNON				S Wrensport				
1 -	Out 113.7	54.792 96.4	30.075 112.8	1:51.932	5 -	26.260 124.0	48.583 109.8	32.634 115.1	1:47.477
2 -	26.687 123.1	49.538 108.1	28.817 113.7	1:45.042	6 -	26.209 124.3	49.660 109.1	28.857 115.1	1:44.726
3 -	26.390 122.9	49.467 108.6	28.723 115.1	1:44.580	7 -	26.526 123.6	48.920 109.8	28.503 115.7	1:43.949
4 -	26.479 121.1	49.506 108.8	28.607 115.5	1:44.592	8 -	27.137 113.6	1:04.445 59.8	In	2:25.403 P
36	Luke WILLIAMS				S Williams Racing				
1 -	Out 103.7	55.192 104.0	30.170 111.1	1:52.763					
44	Mark HARPER				S InterMotorsport				
1 -	Out 94.1	57.899 100.9	32.034 108.9	2:00.741	7 -	27.935 121.4	50.582 104.0	30.302 110.7	1:48.819
2 -	29.330 119.0	54.794 102.1	30.851 109.1	1:54.975	8 -	27.117 121.6	51.647 105.4	29.724 110.7	1:48.488
3 -	28.350 116.9	53.741 100.3	30.623 109.1	1:52.714	9 -	27.393 120.5	50.140 104.7	29.511 110.0	1:47.044

Oulton Park International
Circuit Length = 2.6920 miles
Start: 11:00 End: 11:22

Weather / Track : Bright / Dry

MSA Formula Ford Championship of Great Britain

QUALIFYING - RACE 2 - ROUND 1 - SECTOR ANALYSIS

4 -	28.152	119.4	53.029	104.9	30.147	112.0	1:51.328	10 -	27.326	120.3	50.293	104.0	29.462	110.7	1:47.081
5 -	27.413	120.7	50.960	104.2	30.474	112.8	1:48.847	11 -	27.522	120.5	50.212	104.9	29.766	110.0	1:47.500
6 -	28.019	117.9	51.453	105.5	29.663	111.3	1:49.135								
77	Antti BURI			C LMS Racing OY											
1 -	Out	71.1	53.472	107.9	28.932	114.7	1:53.402	6 -	26.946	124.7	49.357	109.1	28.744	115.1	1:45.047
2 -	27.348	122.0	49.743	108.4	28.886	114.3	1:45.977	7 -	26.745	124.5	49.133	109.1	28.682	115.1	1:44.560
3 -	27.297	123.8	50.219	108.4	In		1:56.317 P	8 -	26.541	124.0	48.897	108.6	29.208	113.7	1:44.646
4 -	Out	124.0	50.901	108.2	29.300	114.5	3:46.113	9 -	26.537	122.7	49.610	108.8	28.529	115.7	1:44.676
5 -	26.866	123.1	49.474	107.9	28.975	114.1	1:45.315	10 -	26.655	124.0	48.823	107.9	28.632	114.5	1:44.110
88	Rogier DE WIT			C Getem Racing											
1 -	Out	97.0	53.596	105.7	28.746	113.5	1:49.784	5 -	25.905	125.9	47.439	107.4	28.178	113.5	1:41.522
2 -	26.307	124.0	48.200	106.2	28.422	112.2	1:42.929	6 -	25.887	127.3	47.999	107.5	28.301	114.3	1:42.187
3 -	26.016	123.4	54.821	107.0	28.448	113.2	1:49.285	7 -	26.778	100.2	52.191	103.9	28.682	114.3	1:47.651
4 -	25.764	125.9	47.635	107.4	28.894	113.4	1:42.293								
99	Chrissy PALMER			C Juno											
1 -	Out	116.9	50.529	106.5	28.676	112.6	1:47.208	7 -	26.155	122.9	47.578	107.4	28.290	113.0	1:42.023
2 -	26.703	122.0	48.511	107.0	28.392	112.0	1:43.606	8 -	26.293	122.2	47.699	107.5	28.623	112.0	1:42.615
3 -	26.425	123.4	48.084	107.4	28.290	112.4	1:42.799	9 -	26.583	121.8	50.060	106.0	In		1:51.972 P
4 -	26.284	122.9	47.732	107.4	28.417	113.0	1:42.433	10 -		120.3	48.663	107.2	28.109	113.5	2:45.339
5 -	26.381	122.2	47.863	106.9	28.302	112.8	1:42.546	11 -	26.330	121.4	47.529	107.5	28.273	113.5	1:42.132
6 -	26.451	123.1	47.675	107.9	28.310	113.5	1:42.436								

MSA Formula Ford Championship of Great Britain

QUALIFYING - RACE 2 - ROUND 1 - BEST SECTOR TIMES

SECTOR 1			SECTOR 2			SECTOR 3			IDEAL / BEST COMPARISON						
POS	NO	NAME	TIME	NO	NAME	TIME	NO	NAME	TIME	POS	NO	NAME	IDEAL	BEST	DIFF
1	2	COLE	25.682	3	HILL	45.988	21	NEWGARDEN	27.868	1	3	HILL	1:40.007	1:41.797	1.790
2	11	CAMMISH	25.688	4	MCKENNA	47.266	2	COLE	27.875	2	2	COLE	1:40.932	1:40.997	0.065
3	21	NEWGARDEN	25.759	11	CAMMISH	47.314	7	FINDLAY	27.925	3	11	CAMMISH	1:41.093	1:41.176	0.083
4	88	DE WIT	25.764	2	COLE	47.375	10	JONES	27.936	4	7	FINDLAY	1:41.204	1:41.334	0.130
5	17	STUART	25.825	7	FINDLAY	47.408	5	GAMBERINI	28.020	5	21	NEWGARDEN	1:41.300	1:41.475	0.175
6	3	HILL	25.869	88	DE WIT	47.439	6	BARKER	28.038	6	4	MCKENNA	1:41.346	1:42.680	1.334
7	7	FINDLAY	25.871	99	PALMER	47.529	11	CAMMISH	28.091	7	10	JONES	1:41.364	1:41.588	0.224
8	10	JONES	25.872	10	JONES	47.556	99	PALMER	28.109	8	88	DE WIT	1:41.381	1:41.522	0.141
9	4	MCKENNA	25.936	16	CUNILL	47.563	16	CUNILL	28.121	9	5	GAMBERINI	1:41.556	1:41.754	0.198
10	5	GAMBERINI	25.965	5	GAMBERINI	47.571	4	MCKENNA	28.144	10	6	BARKER	1:41.705	1:41.968	0.263
11	6	BARKER	25.977	21	NEWGARDEN	47.673	3	HILL	28.150	11	16	CUNILL	1:41.713	1:41.859	0.146
12	12	ERICKSON	26.005	6	BARKER	47.690	17	STUART	28.157	12	99	PALMER	1:41.793	1:42.023	0.230
13	16	CUNILL	26.029	9	BARRABLE	47.743	88	DE WIT	28.178	13	17	STUART	1:41.804	1:41.804	0.000
14	9	BARRABLE	26.049	17	STUART	47.822	9	BARRABLE	28.206	14	9	BARRABLE	1:41.998	1:42.199	0.201
15	99	PALMER	26.155	12	ERICKSON	47.855	12	ERICKSON	28.272	15	12	ERICKSON	1:42.132	1:42.173	0.041
16	28	VERNON	26.209	14	JAFFER	48.380	28	VERNON	28.503	16	28	VERNON	1:43.295	1:43.949	0.654
17	19	DE ZILLE	26.390	19	DE ZILLE	48.518	77	BURI	28.529	17	19	DE ZILLE	1:43.509	1:43.680	0.171
18	77	BURI	26.537	28	VERNON	48.583	19	DE ZILLE	28.601	18	14	JAFFER	1:43.833	1:43.860	0.027
19	25	MILLS	26.564	77	BURI	48.823	25	MILLS	28.823	19	77	BURI	1:43.889	1:44.110	0.221
20	14	JAFFER	26.597	13	WILSON	49.050	14	JAFFER	28.856	20	25	MILLS	1:44.565	1:44.629	0.064
21	44	HARPER	27.117	25	MILLS	49.178	13	WILSON	29.140	21	13	WILSON	1:45.536	1:47.038	1.502
22	36	WILLIAMS	27.156	36	WILLIAMS	49.560	44	HARPER	29.462	22	44	HARPER	1:46.719	1:47.044	0.325
23	13	WILSON	27.346	44	HARPER	50.140	36	WILLIAMS	30.170	23	36	WILLIAMS	1:46.886		
											Perfect Lap		1:39.538		

Weather / Track : Bright / Dry

www.tsl-timing.com

Oulton Park International
Circuit Length = 2.6920 miles
Start: 11:00 End: 11:22

Printed - 11.24 Saturday, 11 April 2009

MSA Formula Ford Championship of Great Britain
QUALIFYING - RACE 2 - ROUND 1 - SPEED TRAPS

SECTOR 1				SECTOR 2			FINISH LINE			
POS	NO	NAME	MPH	NO	NAME	MPH	NO	NAME	MPH	
1	4	Patrick MCKENNA	128.1	3	Josh HILL	113.2	6	Ben BARKER	117.3	
2	88	Rogier DE WIT	127.3	5	Fabio GAMBERINI	112.2	16	Jordi CUNILL	117.1	
3	12	Daniel ERICKSON	126.9	6	Ben BARKER	111.3	11	Daniel CAMMISH	116.9	
4	10	Alex JONES	126.6	9	Peter BARRABLE	110.7	4	Patrick MCKENNA	116.7	
5	6	Ben BARKER	126.4	11	Daniel CAMMISH	110.2	2	James COLE	116.5	
6	2	James COLE	126.1	2	James COLE	110.0	5	Fabio GAMBERINI	116.5	
7	5	Fabio GAMBERINI	126.1	4	Patrick MCKENNA	109.8	9	Peter BARRABLE	116.5	
8	9	Peter BARRABLE	125.7	17	Liroy STUART	109.8	21	Josef NEWGARDEN	116.1	
9	16	Jordi CUNILL	125.7	21	Josef NEWGARDEN	109.8	7	Garry FINDLAY	115.9	
10	3	Josh HILL	125.4	28	Kieron VERNON	109.8	10	Alex JONES	115.9	
11	11	Daniel CAMMISH	125.4	16	Jordi CUNILL	109.7	28	Kieron VERNON	115.7	
12	17	Liroy STUART	125.4	10	Alex JONES	109.3	77	Antti BURI	115.7	
13	21	Josef NEWGARDEN	125.4	7	Garry FINDLAY	109.1	17	Liroy STUART	114.9	
14	7	Garry FINDLAY	124.7	77	Antti BURI	109.1	3	Josh HILL	114.5	
15	77	Antti BURI	124.7	12	Daniel ERICKSON	108.9	88	Rogier DE WIT	114.3	
16	19	Dan DE ZILLE	124.3	13	Darelle WILSON	108.8	12	Daniel ERICKSON	113.7	
17	25	Jason MILLS	124.3	19	Dan DE ZILLE	107.9	25	Jason MILLS	113.7	
18	28	Kieron VERNON	124.3	25	Jason MILLS	107.9	99	Chrissy PALMER	113.5	
19	99	Chrissy PALMER	123.4	99	Chrissy PALMER	107.9	14	Zaamin JAFFER	112.8	
20	14	Zaamin JAFFER	123.1	88	Rogier DE WIT	107.5	44	Mark HARPER	112.8	
21	44	Mark HARPER	121.6	36	Luke WILLIAMS	107.0	19	Dan DE ZILLE	112.6	
22	36	Luke WILLIAMS	119.6	14	Zaamin JAFFER	106.9	13	Darelle WILSON	112.2	
23	13	Darelle WILSON	119.2	44	Mark HARPER	105.5	36	Luke WILLIAMS	111.1	

Weather / Track : Bright / Dry


www.tsl-timing.com

Oulton Park International
 Circuit Length = 2.6920 miles
 Start: 11:00 End: 11:22

Printed - 11.23 Saturday, 11 April 2009

MSA Formula Ford Championship of Great Britain

RACE 2 - ROUND 1 - GRID - AMENDED

ROW 12	36	Luke WILLIAMS	
ROW 11	44	1:47.044 Mark HARPER	12 Daniel ERICKSON
ROW 10	25	1:44.629 Jason MILLS	13 Darelle WILSON 1:47.038
ROW 9	28	1:43.949 Kieron VERNON	77 Antti BURI 1:44.110
ROW 8	19	1:43.680 Dan DE ZILLE	14 Zaamin JAFFER 1:43.860
ROW 7	9	1:42.199 Peter BARRABLE	4 Patrick MCKENNA 1:42.680
ROW 6	6	1:41.968 Ben BARKER	99 Chrissy PALMER 1:42.023
ROW 5	17	1:41.804 Leroy STUART	16 Jordi CUNILL 1:41.859
ROW 4	5	1:41.754 Fabio GAMBERINI	3 Josh HILL 1:41.797
ROW 3	88	1:41.522 Rogier DE WIT	10 Alex JONES 1:41.588
ROW 2	7	1:41.334 Garry FINDLAY	21 Josef NEWGARDEN 1:41.475
ROW 1	2	1:40.997 James COLE	11 Daniel CAMMISH 1:41.176
Pole			
			


Oulton Park International
Circuit Length = 2.6920 miles

These results are provisional until the conclusion of any judicial and technical matters.

Clerk of Course :		Timekeeper :

MSA Formula Ford Championship of Great Britain

RACE 3 - ROUND 2 - GRID

ROW 12	36	Luke WILLIAMS	
ROW 11	13	Darelle WILSON	12 Daniel ERICKSON
ROW 10	25	Jason MILLS	44 Mark HARPER
ROW 9	77	Antti BURI	28 Kieron VERNON
ROW 8	19	Dan DE ZILLE	14 Zaamin JAFFER
ROW 7	9	Peter BARRABLE	4 Patrick MCKENNA
ROW 6	88	Rogier DE WIT	17 Liroy STUART
ROW 5	6	Ben BARKER	99 Chrissy PALMER
ROW 4	16	Jordi CUNILL	5 Fabio GAMBERINI
ROW 3	3	Josh HILL	10 Alex JONES
ROW 2	11	Daniel CAMMISH	21 Josef NEWGARDEN
ROW 1	2	James COLE	7 Garry FINDLAY
Pole			
			

Oulton Park International
Circuit Length = 2.6920 miles

These results are provisional until the conclusion of any judicial and technical matters.

Clerk of Course :		Timekeeper :
-------------------	--	--------------

MSA Formula Ford Championship of Great Britain

RACE 2 - ROUND 1 - CLASSIFICATION

POS	NO	CL	NAME	ENTRY	LAPS	TIME	GAP	DIFF	MPH	BEST	ON
1	2	C	James COLE	Jamun Racing	10	19:22.695			83.35	1:41.490	7
2	7	C	Garry FINDLAY	Fluid Motorsport Development	10	19:24.017	1.322	1.322	83.25	1:41.698	8
3	11	S	Daniel CAMMISH	Kevin Mills Racing	10	19:24.813	2.118	0.796	83.20	1:41.710	9
4	17	C	Liroy STUART	JTR	10	19:27.531	4.836	2.718	83.00	1:41.778	8
5	99	C	Chrissy PALMER	Juno	10	19:31.295	8.600	3.764	82.74	1:41.880	6
6	6	C	Ben BARKER	Fluid Motorsport Development	10	19:31.665	8.970	0.370	82.71	1:41.655	9
7	88	C	Rogier DE WIT	Getem Racing	10	19:31.896	9.201	0.231	82.69	1:42.131	7
8	9	C	Peter BARRABLE	Fluid Motorsport Development	10	19:33.433	10.738	1.537	82.58	1:42.468	6
9	28	S	Kieron VERNON	Wrensport	10	19:42.316	19.621	8.883	81.96	1:43.732	8
10	12	C	Daniel ERICKSON	Kevin Mills Racing	10	19:42.478	19.783	0.162	81.95	1:42.062	6
11	4	C	Patrick MCKENNA	Jamun Racing	10	19:44.029	21.334	1.551	81.85	1:43.405	6
12	10	C	Alex JONES	Kevin Mills Racing	10	19:47.167	24.472	3.138	81.63	1:43.204	9
13	77	C	Antti BURI	LMS Racing OY	10	19:47.259	24.564	0.092	81.62	1:43.540	9
14	19	S	Dan DE ZILLE	Minister International	10	19:48.096	25.401	0.837	81.57	1:43.752	9
15	25	S	Jason MILLS	Enigma Motorsport	10	19:51.092	28.397	2.996	81.36	1:44.197	9
16	14	S	Zaamin JAFFER	Raysport	10	19:54.312	31.617	3.220	81.14	1:44.427	9
17	36	S	Luke WILLIAMS	Williams Racing	10	20:05.764	43.069	11.452	80.37	1:45.687	9
18	13	S	Darelle WILSON	DW PT Racing	10	20:06.691	43.996	0.927	80.31	1:45.766	9
19	44	S	Mark HARPER	InterMotorsport	10	20:08.859	46.164	2.168	80.16	1:45.361	10

NOT CLASSIFIED

<i>DNF</i>	21	C	Josef NEWGARDEN	JTR/Robo-Pong	3	7:47.621	7 laps	7 laps	62.17	2:09.270	1
<i>DNF</i>	3	C	Josh HILL	Jamun Racing	0						
<i>DNF</i>	5	S	Fabio GAMBERINI	Fluid Motorsport Development	0						
<i>DNF</i>	16	C	Jordi CUNILL	GV Racing	0						

FASTEST LAP

2	C	James COLE	Jamun Racing	7	1:41.490	95.49 mph	153.67 kph
11	S	Daniel CAMMISH	Kevin Mills Racing	9	1:41.710	95.28 mph	153.34 kph

Weather / Track : Bright / Dry

These results are provisional until the conclusion of any judicial and technical matters.

Oulton Park International
Circuit Length = 2.6920 miles
Start: 17:29 End: 17:52

Clerk of Course :

Timekeeper :

MSA Formula Ford Championship of Great Britain

RACE 2 - ROUND 1 - LAP CHART

Lap 1			Lap 2			Lap 3			Lap 4			Lap 5		
No	Behind	Laptime	No	Behind	Laptime	No	Behind	Laptime	No	Behind	Laptime	No	Behind	Laptime
2		1:51.899	2		2:53.213	2		2:44.605	2		1:42.791	2		1:41.962
11	0.743	1:52.642	11	0.629	2:53.099	11	0.481	2:44.457	11	0.419	1:42.729	11	0.384	1:41.927
7	1.114	1:53.013	7	0.996	2:53.095	7	1.040	2:44.649	7	0.746	1:42.497	7	0.612	1:41.828
88	2.000	1:53.899	88	1.570	2:52.783	88	1.397	2:44.432	88	1.812	1:43.206	17	2.757	1:42.775
17	4.149	1:56.048	17	2.426	2:51.490	17	1.574	2:43.753	17	1.944	1:43.161	99	3.513	1:42.649
99	4.543	1:56.442	99	2.824	2:51.494	99	2.633	2:44.414	99	2.826	1:42.984	88	4.833	1:44.983
9	6.198	1:58.097	9	4.100	2:51.115	9	2.957	2:43.462	9	3.361	1:43.195	9	5.255	1:43.856
6	6.853	1:58.752	6	4.654	2:51.014	6	4.269	2:44.220	6	4.798	1:43.320	6	5.362	1:42.526
28	7.941	1:59.840	28	5.111	2:50.383	28	4.786	2:44.280	28	6.532	1:44.537	28	8.604	1:44.034
4	8.407	2:00.306	4	5.528	2:50.334	4	5.020	2:44.097	4	6.979	1:44.750	4	9.300	1:44.283
25	10.007	2:01.906	25	6.440	2:49.646	25	5.836	2:44.001	77	8.690	1:44.937	12	11.167	1:43.968
14	10.702	2:02.601	14	7.143	2:49.654	14	6.416	2:43.878	25	9.019	1:45.974	77	11.554	1:44.826
77	11.245	2:03.144	77	7.466	2:49.434	77	6.544	2:43.683	12	9.161	1:45.049	25	12.486	1:45.429
12	12.012	2:03.911	12	9.310	2:50.511	12	6.903	2:42.198	19	9.725	1:44.795	19	12.848	1:45.085
19	12.583	2:04.482	19	9.660	2:50.290	19	7.721	2:42.666	14	9.754	1:46.129	14	13.352	1:45.560
44	13.147	2:05.046	44	10.034	2:50.100	44	8.485	2:43.056	10	10.773	1:44.910	10	13.657	1:44.846
10	14.173	2:06.072	10	11.415	2:50.455	10	8.654	2:41.844	44	14.538	1:48.844	36	20.018	1:47.337
36	14.859	2:06.758	36	12.061	2:50.415	36	9.724	2:42.268	36	14.643	1:47.710	44	21.296	1:48.720
13	16.006	2:07.905	13	13.236	2:50.443	13	9.952	2:41.321	13	15.033	1:47.872	13	21.392	1:48.321
21	17.371	2:09.270	21	14.851	2:50.693	21	17.904	2:47.658 P						

MSA Formula Ford Championship of Great Britain

RACE 2 - ROUND 1 - LAP CHART

Lap 6			Lap 7			Lap 8			Lap 9			Lap 10		
No	Behind	Laptime	No	Behind	Laptime	No	Behind	Laptime	No	Behind	Laptime	No	Behind	Laptime
2		1:41.704	2		1:41.490	2		1:41.518	2		1:41.827	2		1:41.686
11	0.771	1:42.091	7	1.127	1:41.737	7	1.307	1:41.698	7	1.245	1:41.765	7	1.322	1:41.763
7	0.880	1:41.972	11	1.646	1:42.365	11	1.925	1:41.797	11	1.808	1:41.710	11	2.118	1:41.996
17	3.290	1:42.237	17	3.922	1:42.122	17	4.182	1:41.778	17	4.289	1:41.934	17	4.836	1:42.233
99	3.689	1:41.880	99	5.952	1:43.753	88	7.077	1:42.320	88	7.482	1:42.232	99	8.600	1:42.485
88	5.634	1:42.505	88	6.275	1:42.131	99	7.405	1:42.971	99	7.801	1:42.223	6	8.970	1:42.074
9	6.019	1:42.468	6	7.907	1:43.204	6	8.754	1:42.365	6	8.582	1:41.655	88	9.201	1:43.405
6	6.193	1:42.535	9	7.941	1:43.412	9	9.053	1:42.630	9	9.775	1:42.549	9	10.738	1:42.649
28	10.710	1:43.810	28	13.003	1:43.783	28	15.217	1:43.732	28	17.373	1:43.983	28	19.621	1:43.934
4	11.001	1:43.405	4	13.475	1:43.964	12	17.142	1:45.071	12	18.512	1:43.197	12	19.783	1:42.957
12	11.525	1:42.062	12	13.589	1:43.554	4	17.256	1:45.299	4	19.468	1:44.039	4	21.334	1:43.552
77	14.063	1:44.213	77	17.058	1:44.485	77	19.857	1:44.317	77	21.570	1:43.540	10	24.472	1:43.922
19	15.634	1:44.490	19	18.104	1:43.960	10	20.859	1:43.279	10	22.236	1:43.204	77	24.564	1:44.680
25	15.750	1:44.968	10	19.098	1:44.381	19	21.099	1:44.513	19	23.024	1:43.752	19	25.401	1:44.063
10	16.207	1:44.254	25	19.964	1:45.704	25	23.082	1:44.636	25	25.452	1:44.197	25	28.397	1:44.631
14	16.408	1:44.760	14	21.224	1:46.306	14	24.988	1:45.282	14	27.588	1:44.427	14	31.617	1:45.715
36	24.189	1:45.875	36	28.632	1:45.933	36	33.281	1:46.167	36	37.141	1:45.687	36	43.069	1:47.614
13	26.126	1:46.438	13	30.588	1:45.952	13	35.334	1:46.264	13	39.273	1:45.766	13	43.996	1:46.409
44	27.749	1:48.157	44	33.482	1:47.223	44	38.495	1:46.531	44	42.489	1:45.821	44	46.164	1:45.361

MSA Formula Ford Championship of Great Britain
RACE 2 - ROUND 1 - SECTOR ANALYSIS

2	James COLE					C Jamun Racing									
1 -	119.4	49.595	108.8	31.960	56.5	1:51.899	6 -	24.953	124.5	48.672	108.9	28.079	115.7	1:41.704	
2 -	45.436	69.1	1:21.548	63.8	46.229	70.1	2:53.213	7 -	24.956	124.0	48.530	108.9	28.004	115.7	1:41.490
3 -	40.568	82.7	1:17.914	77.4	46.123	114.5	2:44.605	8 -	24.959	124.7	48.473	109.5	28.086	115.5	1:41.518
4 -	25.369	124.0	49.150	109.3	28.272	115.7	1:42.791	9 -	24.987	124.0	48.670	109.1	28.170	115.1	1:41.827
5 -	25.018	124.3	48.732	109.3	28.212	115.1	1:41.962	10 -	24.953	124.5	48.622	108.9	28.111	114.5	1:41.686
4	Patrick MCKENNA					C Jamun Racing									
1 -	125.2	51.142	110.2	35.601	60.4	2:00.306	6 -	25.375	125.7	49.698	110.6	28.332	116.9	1:43.405	
2 -	42.459	68.0	1:22.285	71.2	45.590	56.3	2:50.334	7 -	25.183	122.9	50.293	110.0	28.488	115.9	1:43.964
3 -	41.658	74.8	1:16.547	74.4	45.892	115.5	2:44.097	8 -	25.502	125.4	50.984	110.4	28.813	117.1	1:45.299
4 -	25.631	120.9	50.599	109.7	28.520	116.7	1:44.750	9 -	25.910	127.6	49.746	109.8	28.383	116.3	1:44.039
5 -	25.344	125.4	50.362	110.0	28.577	116.1	1:44.283	10 -	25.457	125.2	49.448	109.5	28.647	115.9	1:43.552
6	Ben BARKER					C Fluid Motorsport Development									
1 -	123.6	50.506	110.4	35.537	57.3	1:58.752	6 -	25.494	126.6	48.949	110.4	28.092	117.5	1:42.535	
2 -	43.002	70.0	1:22.315	71.5	45.697	57.7	2:51.014	7 -	25.547	125.7	49.304	110.0	28.353	116.1	1:43.204
3 -	41.334	76.2	1:16.796	63.7	46.090	114.1	2:44.220	8 -	25.265	123.4	48.910	109.3	28.190	116.3	1:42.365
4 -	25.515	124.0	49.363	109.1	28.442	115.9	1:43.320	9 -	24.959	125.0	48.644	110.2	28.052	116.5	1:41.655
5 -	25.400	122.0	48.918	110.2	28.208	117.9	1:42.526	10 -	25.118	125.4	48.695	110.6	28.261	116.5	1:42.074
7	Garry FINDLAY					C Fluid Motorsport Development									
1 -	120.9	49.818	109.3	31.879	60.0	1:53.013	6 -	25.043	126.4	48.708	111.1	28.221	117.5	1:41.972	
2 -	45.435	65.9	1:21.644	75.1	46.016	63.6	2:53.095	7 -	25.228	123.6	48.389	109.1	28.120	115.5	1:41.737
3 -	40.982	72.8	1:17.798	73.2	45.869	114.3	2:44.649	8 -	25.127	124.3	48.476	108.6	28.095	115.5	1:41.698
4 -	25.412	123.8	48.914	110.0	28.171	116.9	1:42.497	9 -	25.051	123.8	48.624	108.8	28.090	115.3	1:41.765
5 -	25.191	124.5	48.604	110.6	28.033	117.3	1:41.828	10 -	25.001	123.8	48.674	108.8	28.088	115.1	1:41.763
9	Peter BARRABLE					C Fluid Motorsport Development									
1 -	124.5	50.756	108.9	34.996	54.2	1:58.097	6 -	25.444	124.5	48.723	109.5	28.301	115.7	1:42.468	
2 -	43.048	71.7	1:21.852	71.9	46.215	56.5	2:51.115	7 -	25.616	124.0	49.219	109.1	28.577	110.0	1:43.412
3 -	40.758	76.6	1:16.934	63.9	45.770	115.1	2:43.462	8 -	25.578	125.4	48.893	109.8	28.159	116.7	1:42.630
4 -	25.713	124.3	49.129	109.3	28.353	115.7	1:43.195	9 -	25.125	125.0	48.988	108.9	28.436	115.9	1:42.549
5 -	25.771	122.2	49.465	110.2	28.620	115.3	1:43.856	10 -	25.331	124.0	49.048	109.1	28.270	115.7	1:42.649
10	Alex JONES					C Kevin Mills Racing									
1 -	123.6	51.751	108.2	37.167	55.2	2:06.072	6 -	25.763	122.0	49.916	109.7	28.575	115.3	1:44.254	
2 -	41.497	63.7	1:22.951	61.5	46.007	56.4	2:50.455	7 -	25.850	121.6	50.133	107.5	28.398	115.5	1:44.381
3 -	41.246	61.0	1:15.355	62.1	45.243	114.9	2:41.844	8 -	25.283	125.2	49.126	108.9	28.870	114.7	1:43.279
4 -	26.504	124.0	49.907	108.1	28.499	114.7	1:44.910	9 -	25.437	125.4	49.477	107.9	28.290	115.1	1:43.204
5 -	25.450	126.4	50.570	108.9	28.826	115.5	1:44.846	10 -	25.318	125.4	49.480	110.0	29.124	112.0	1:43.922
11	Daniel CAMMISH					S Kevin Mills Racing									
1 -	119.8	49.596	108.9	31.829	60.6	1:52.642	6 -	25.023	124.7	48.835	109.1	28.233	115.3	1:42.091	
2 -	45.345	68.3	1:21.829	72.8	45.925	65.3	2:53.099	7 -	25.537	125.2	48.817	109.3	28.011	116.9	1:42.365
3 -	40.793	75.8	1:17.860	73.5	45.804	114.3	2:44.457	8 -	24.953	125.0	48.657	109.7	28.187	115.7	1:41.797
4 -	25.470	124.0	49.048	109.5	28.211	116.1	1:42.729	9 -	25.006	123.1	48.668	109.1	28.036	116.1	1:41.710
5 -	25.134	123.8	48.668	109.3	28.125	116.1	1:41.927	10 -	24.969	125.4	48.825	108.9	28.202	114.7	1:41.996
12	Daniel ERICKSON					C Kevin Mills Racing									
1 -	124.3	50.844	111.1	37.595	55.0	2:03.911	6 -	25.137	127.3	48.800	110.4	28.125	115.5	1:42.062	
2 -	41.806	63.1	1:23.146	67.0	45.559	64.3	2:50.511	7 -	25.053	127.6	50.055	111.5	28.446	115.5	1:43.554
3 -	41.482	59.8	1:15.939	61.7	44.777	113.9	2:42.198	8 -	25.695	128.8	50.554	108.4	28.822	115.3	1:45.071
4 -	26.015	126.9	49.996	109.3	29.038	113.5	1:45.049	9 -	25.882	125.4	48.939	110.0	28.376	114.1	1:43.197
5 -	26.101	127.3	49.443	109.5	28.424	114.1	1:43.968	10 -	25.301	126.4	49.236	110.0	28.420	117.5	1:42.957
13	Darelle WILSON					S DW PT Racing									
1 -	120.7	52.534	104.7	38.324	50.2	2:07.905	6 -	26.570	119.2	50.902	106.9	28.966	112.4	1:46.438	
2 -	42.447	71.2	1:22.211	53.9	45.785	54.5	2:50.443	7 -	26.066	121.4	50.829	105.8	29.057	112.2	1:45.952
3 -	41.399	49.0	1:15.465	57.8	44.457	112.2	2:41.321	8 -	26.239	121.4	50.754	100.3	29.271	112.6	1:46.264
4 -	26.690	123.4	51.946	103.7	29.236	113.7	1:47.872	9 -	25.910	121.4	50.532	105.4	29.324	112.6	1:45.766
5 -	26.509	124.0	52.475	106.4	29.337	110.0	1:48.321	10 -	26.111	120.9	50.987	99.9	29.311	112.6	1:46.409

Oulton Park International
Circuit Length = 2.6920 miles
Start: 17:29 End: 17:52

Weather / Track : Bright / Dry

MSA Formula Ford Championship of Great Britain

RACE 2 - ROUND 1 - SECTOR ANALYSIS

14	Zaamin JAFFER					S Raysport									
1 -	119.0	51.329	107.0	36.589	54.4	2:02.601	6 -	26.009	121.8	49.715	107.4	29.036	114.9	1:44.760	
2 -	42.034	60.1	1:22.154	78.7	45.466	55.6	2:49.654	7 -	27.346	116.5	49.960	106.9	29.000	112.6	1:46.306
3 -	42.398	58.2	1:15.242	72.3	46.238	112.8	2:43.878	8 -	26.051	120.7	50.209	105.7	29.022	113.4	1:45.282
4 -	26.386	124.3	50.720	108.2	29.023	111.8	1:46.129	9 -	25.913	121.6	49.725	106.9	28.789	113.0	1:44.427
5 -	25.929	124.7	50.990	107.5	28.641	113.5	1:45.560	10 -	25.631	121.8	51.158	106.4	28.926	112.4	1:45.715
17	Liroy STUART					C JTR									
1 -	124.0	50.930	106.9	33.363	57.7	1:56.048	6 -	25.073	124.0	48.867	109.5	28.297	114.7	1:42.237	
2 -	43.509	76.4	1:21.884	67.6	46.097	58.5	2:51.490	7 -	25.234	124.0	48.957	110.0	27.931	114.7	1:42.122
3 -	40.600	71.4	1:17.961	67.8	45.192	117.1	2:43.753	8 -	25.031	125.2	48.745	110.2	28.002	115.1	1:41.778
4 -	25.461	125.9	49.413	110.6	28.287	117.1	1:43.161	9 -	25.053	124.7	48.814	110.2	28.067	114.5	1:41.934
5 -	25.521	119.6	49.066	110.0	28.188	115.3	1:42.775	10 -	25.185	124.5	48.772	109.8	28.276	114.5	1:42.233
19	Dan DE ZILLE					S Minister International									
1 -	117.9	52.380	107.2	37.313	56.2	2:04.482	6 -	25.527	125.7	49.940	108.8	29.023	111.5	1:44.490	
2 -	41.710	60.5	1:23.238	64.5	45.342	60.8	2:50.290	7 -	25.717	121.1	49.662	105.2	28.581	112.4	1:43.960
3 -	41.619	58.9	1:15.869	57.9	45.178	113.2	2:42.666	8 -	25.289	124.7	49.972	107.2	29.252	114.9	1:44.513
4 -	25.900	125.0	50.267	109.3	28.628	113.9	1:44.795	9 -	25.366	125.9	49.792	108.4	28.594	113.5	1:43.752
5 -	26.240	124.7	50.421	107.0	28.424	113.7	1:45.085	10 -	25.519	124.3	49.851	107.2	28.693	113.2	1:44.063
21	Josef NEWGARDEN					C JTR/Robo-Pong									
1 -	113.7	51.208	104.5	34.656	42.6	2:09.270	3 -	40.329	48.6	1:15.779	53.3	ln		2:47.658 P	
2 -	41.695	69.4	1:22.457	51.8	46.541	52.7	2:50.693								
25	Jason MILLS					S Enigma Motorsport									
1 -	122.9	51.366	107.9	36.361	57.7	2:01.906	6 -	25.703	124.7	49.823	108.1	29.442	110.7	1:44.968	
2 -	41.962	65.6	1:22.003	78.3	45.681	61.6	2:49.646	7 -	26.241	122.7	50.596	108.8	28.867	114.5	1:45.704
3 -	42.233	65.1	1:15.561	77.2	46.207	113.0	2:44.001	8 -	25.758	123.4	50.083	107.2	28.795	113.5	1:44.636
4 -	26.358	122.7	50.338	107.2	29.278	115.3	1:45.974	9 -	25.645	124.0	49.751	108.4	28.801	113.0	1:44.197
5 -	26.128	124.3	50.514	108.1	28.787	113.9	1:45.429	10 -	25.788	123.1	50.141	108.1	28.702	113.5	1:44.631
28	Kieron VERNON					S Wrensport									
1 -	122.0	51.076	108.9	35.394	63.1	1:59.840	6 -	25.404	122.7	49.955	108.9	28.451	114.9	1:43.810	
2 -	42.559	68.5	1:22.240	70.7	45.584	62.4	2:50.383	7 -	25.395	123.1	49.834	109.1	28.554	115.5	1:43.783
3 -	41.557	76.3	1:16.709	73.1	46.014	114.9	2:44.280	8 -	25.377	122.0	49.784	109.3	28.571	114.9	1:43.732
4 -	25.775	122.5	50.168	108.9	28.594	115.5	1:44.537	9 -	25.384	122.5	50.026	109.1	28.573	114.5	1:43.983
5 -	25.503	121.1	50.009	109.3	28.522	115.3	1:44.034	10 -	25.399	122.9	50.057	108.4	28.478	114.1	1:43.934
36	Luke WILLIAMS					S Williams Racing									
1 -	121.4	52.374	100.8	38.091	54.6	2:06.758	6 -	26.000	121.1	50.451	106.4	29.424	111.8	1:45.875	
2 -	42.048	69.4	1:22.861	54.6	45.506	55.7	2:50.415	7 -	26.111	120.9	50.510	107.0	29.312	112.2	1:45.933
3 -	41.676	56.4	1:15.748	56.7	44.844	110.9	2:42.268	8 -	26.097	120.3	50.507	106.2	29.563	111.8	1:46.167
4 -	26.282	123.4	51.724	100.0	29.704	112.8	1:47.710	9 -	25.967	119.8	50.412	106.7	29.308	112.8	1:45.687
5 -	26.710	120.3	50.926	106.2	29.701	110.7	1:47.337	10 -	25.967	120.9	50.907	105.8	30.740	102.5	1:47.614
44	Mark HARPER					S InterMotorsport									
1 -	121.1	52.683	105.7	36.578	55.6	2:05.046	6 -	26.749	112.2	51.838	107.4	29.570	110.6	1:48.157	
2 -	41.761	57.2	1:23.088	65.6	45.251	63.6	2:50.100	7 -	26.751	116.7	50.943	107.0	29.529	111.1	1:47.223
3 -	41.708	64.6	1:15.785	60.3	45.563	111.8	2:43.056	8 -	26.093	120.9	51.185	105.8	29.253	111.3	1:46.531
4 -	27.206	121.6	51.932	105.2	29.706	111.7	1:48.844	9 -	26.006	120.5	50.490	107.5	29.325	111.3	1:45.821
5 -	26.937	121.4	52.309	106.4	29.474	111.1	1:48.720	10 -				105.2	40.160	6.3	1:45.361
77	Antti BURI					C LMS Racing OY									
1 -	123.1	51.360	110.4	37.015	54.1	2:03.144	6 -	25.623	123.6	49.918	107.7	28.672	115.1	1:44.213	
2 -	42.040	62.3	1:22.501	73.0	44.893	65.7	2:49.434	7 -	25.635	123.4	50.205	108.4	28.645	114.3	1:44.485
3 -	42.445	61.5	1:15.698	73.9	45.540	115.7	2:43.683	8 -	25.820	122.5	49.917	108.2	28.580	114.7	1:44.317
4 -	25.798	125.0	50.443	109.3	28.696	114.9	1:44.937	9 -	25.489	123.4	49.494	108.2	28.557	114.7	1:43.540
5 -	25.942	122.7	50.315	110.4	28.569	115.9	1:44.826	10 -	25.592	123.4	49.710	108.2	29.378	112.0	1:44.680
88	Rogier DE WIT					C Getem Racing									
1 -	122.2	51.128	105.7	31.324	58.4	1:53.899	6 -	25.367	124.3	48.828	108.1	28.310	113.7	1:42.505	
2 -	44.938	67.0	1:21.822	75.3	46.023	58.3	2:52.783	7 -	25.129	124.3	48.832	108.8	28.170	115.3	1:42.131

Oulton Park International
Circuit Length = 2.6920 miles
Start: 17:29 End: 17:52

Weather / Track : Bright / Dry

MSA Formula Ford Championship of Great Britain
RACE 2 - ROUND 1 - SECTOR ANALYSIS

3 -	40.868	68.3	1:17.699	67.7	45.865	113.2	2:44.432	8 -	<i>25.058</i>	<i>125.7</i>	48.922	107.5	28.340	112.6	1:42.320
4 -	25.519	123.4	49.107	107.5	28.580	112.8	1:43.206	9 -	25.177	123.1	48.879	107.7	28.176	113.5	1:42.232
5 -	27.389	123.4	49.234	108.1	28.360	113.4	1:44.983	10 -	25.208	123.1	49.343	108.2	28.854	<i>115.9</i>	1:43.405
99	Chrissy PALMER														
	C Juno														
1 -		123.8	50.760	108.9	33.594	56.9	1:56.442	6 -	25.145	122.9	<i>48.573</i>	108.8	<i>28.162</i>	114.1	1:41.880
2 -	44.127	68.1	1:21.392	68.1	45.975	59.6	2:51.494	7 -	26.151	122.0	49.246	107.0	28.356	113.5	1:43.753
3 -	40.735	79.1	1:17.760	68.3	45.919	113.9	2:44.414	8 -	25.303	122.2	49.145	<i>109.1</i>	28.523	<i>114.7</i>	1:42.971
4 -	25.622	123.4	48.874	108.1	28.488	113.7	1:42.984	9 -	<i>25.127</i>	124.5	48.812	<i>109.1</i>	28.284	114.5	1:42.223
5 -	25.621	119.6	48.753	108.1	28.275	114.1	1:42.649	10 -	25.163	<i>124.7</i>	48.942	106.0	28.380	112.8	1:42.485

MSA Formula Ford Championship of Great Britain

RACE 2 - ROUND 1 - BEST SECTOR TIMES

SECTOR 1			SECTOR 2			SECTOR 3			IDEAL / BEST COMPARISON						
POS	NO	NAME	TIME	NO	NAME	TIME	NO	NAME	TIME	POS	NO	NAME	IDEAL	BEST	DIFF
1	2	COLE	24.953	7	FINDLAY	48.389	17	STUART	27.931	1	7	FINDLAY	1:41.423	1:41.698	0.275
2	11	CAMMISH	24.953	2	COLE	48.473	2	COLE	28.004	2	2	COLE	1:41.430	1:41.490	0.060
3	6	BARKER	24.959	99	PALMER	48.573	11	CAMMISH	28.011	3	11	CAMMISH	1:41.621	1:41.710	0.089
4	7	FINDLAY	25.001	6	BARKER	48.644	7	FINDLAY	28.033	4	6	BARKER	1:41.655	1:41.655	0.000
5	17	STUART	25.031	11	CAMMISH	48.657	6	BARKER	28.052	5	17	STUART	1:41.707	1:41.778	0.071
6	12	ERICKSON	25.053	9	BARRABLE	48.723	12	ERICKSON	28.125	6	99	PALMER	1:41.862	1:41.880	0.018
7	88	DE WIT	25.058	17	STUART	48.745	9	BARRABLE	28.159	7	12	ERICKSON	1:41.978	1:42.062	0.084
8	9	BARRABLE	25.125	12	ERICKSON	48.800	99	PALMER	28.162	8	9	BARRABLE	1:42.007	1:42.468	0.461
9	99	PALMER	25.127	88	DE WIT	48.828	88	DE WIT	28.170	9	88	DE WIT	1:42.056	1:42.131	0.075
10	4	MCKENNA	25.183	10	JONES	49.126	10	JONES	28.290	10	10	JONES	1:42.699	1:43.204	0.505
11	10	JONES	25.283	4	MCKENNA	49.448	4	MCKENNA	28.332	11	4	MCKENNA	1:42.963	1:43.405	0.442
12	19	DE ZILLE	25.289	77	BURI	49.494	19	DE ZILLE	28.424	12	19	DE ZILLE	1:43.375	1:43.752	0.377
13	28	VERNON	25.377	19	DE ZILLE	49.662	28	VERNON	28.451	13	77	BURI	1:43.540	1:43.540	0.000
14	77	BURI	25.489	14	JAFFER	49.715	77	BURI	28.557	14	28	VERNON	1:43.612	1:43.732	0.120
15	14	JAFFER	25.631	25	MILLS	49.751	14	JAFFER	28.641	15	14	JAFFER	1:43.987	1:44.427	0.440
16	25	MILLS	25.645	28	VERNON	49.784	25	MILLS	28.702	16	25	MILLS	1:44.098	1:44.197	0.099
17	13	WILSON	25.910	36	WILLIAMS	50.412	13	WILSON	28.966	17	13	WILSON	1:45.408	1:45.766	0.358
18	36	WILLIAMS	25.967	44	HARPER	50.490	44	HARPER	29.253	18	36	WILLIAMS	1:45.687	1:45.687	0.000
19	44	HARPER	26.006	13	WILSON	50.532	36	WILLIAMS	29.308	19	44	HARPER	1:45.749	1:45.361	-0.388
20	21	NEWGARDEN	39.176	21	NEWGARDEN	51.208	21	NEWGARDEN	34.656	20	21	NEWGARDEN	2:05.040	2:09.270	4.230
											Perfect Lap		1:41.273		

Weather / Track : Bright / Dry

www.tsl-timing.com

Oulton Park International
Circuit Length = 2.6920 miles
Start: 17:29 End: 17:52

Printed - 17.56 Saturday, 11 April 2009

MSA Formula Ford Championship of Great Britain
RACE 2 - ROUND 1 - SPEED TRAPS

SECTOR 1				SECTOR 2			FINISH LINE			
POS	NO	NAME	MPH	NO	NAME	MPH	NO	NAME	MPH	
1	12	Daniel ERICKSON	128.8	12	Daniel ERICKSON	111.5	6	Ben BARKER	117.9	
2	4	Patrick MCKENNA	127.6	7	Garry FINDLAY	111.1	7	Garry FINDLAY	117.5	
3	6	Ben BARKER	126.6	4	Patrick MCKENNA	110.6	12	Daniel ERICKSON	117.5	
4	7	Garry FINDLAY	126.4	6	Ben BARKER	110.6	4	Patrick MCKENNA	117.1	
5	10	Alex JONES	126.4	17	Liroy STUART	110.6	17	Liroy STUART	117.1	
6	17	Liroy STUART	125.9	77	Antti BURI	110.4	11	Daniel CAMMISH	116.9	
7	19	Dan DE ZILLE	125.9	9	Peter BARRABLE	110.2	9	Peter BARRABLE	116.7	
8	88	Rogier DE WIT	125.7	10	Alex JONES	110.0	77	Antti BURI	115.9	
9	9	Peter BARRABLE	125.4	11	Daniel CAMMISH	109.7	88	Rogier DE WIT	115.9	
10	11	Daniel CAMMISH	125.4	2	James COLE	109.5	2	James COLE	115.7	
11	77	Antti BURI	125.0	19	Dan DE ZILLE	109.3	10	Alex JONES	115.5	
12	2	James COLE	124.7	28	Kieron VERNON	109.3	28	Kieron VERNON	115.5	
13	14	Zaamin JAFFER	124.7	99	Chrissy PALMER	109.1	25	Jason MILLS	115.3	
14	25	Jason MILLS	124.7	25	Jason MILLS	108.8	14	Zaamin JAFFER	114.9	
15	99	Chrissy PALMER	124.7	88	Rogier DE WIT	108.8	19	Dan DE ZILLE	114.9	
16	13	Darelle WILSON	124.0	14	Zaamin JAFFER	108.2	99	Chrissy PALMER	114.7	
17	36	Luke WILLIAMS	123.4	44	Mark HARPER	107.5	13	Darelle WILSON	113.7	
18	28	Kieron VERNON	123.1	36	Luke WILLIAMS	107.0	36	Luke WILLIAMS	112.8	
19	44	Mark HARPER	121.6	13	Darelle WILSON	106.9	44	Mark HARPER	111.8	
20	21	Josef NEWGARDEN	113.7	21	Josef NEWGARDEN	104.5	21	Josef NEWGARDEN	52.7	

Weather / Track : Bright / Dry

www.tsl-timing.com

Oulton Park International
 Circuit Length = 2.6920 miles
 Start: 17:29 End: 17:52

Printed - 18.00 Saturday, 11 April 2009

MSA Formula Ford Championship of Great Britain

RACE 2 - ROUND 1 - POSITION CHART

No	Name	Pos	Laps											
			1	2	3	4	5	6	7	8	9	10		
2	James COLE	1	2	2	2	2	2	2	2	2	2	2	2	2
11	Daniel CAMMISH	2	11	11	11	11	11	11	11	7	7	7	7	7
7	Garry FINDLAY	3	7	7	7	7	7	7	7	11	11	11	11	11
88	Rogier DE WIT	4	88	88	88	88	17	17	17	17	17	17	17	17
17	Leroy STUART	5	17	17	17	17	99	99	99	99	88	88	99	99
99	Chrissy PALMER	6	99	99	99	99	88	88	88	88	99	99	99	6
9	Peter BARRABLE	7	9	9	9	9	9	9	9	6	6	6	6	88
6	Ben BARKER	8	6	6	6	6	6	6	6	9	9	9	9	9
28	Kieron VERNON	9	28	28	28	28	28	28	28	28	28	28	28	28
4	Patrick MCKENNA	10	4	4	4	4	4	4	4	4	12	12	12	12
25	Jason MILLS	11	25	25	25	77	12	12	12	12	4	4	4	4
14	Zaamin JAFFER	12	14	14	14	25	77	77	77	77	77	77	77	10
77	Antti BURI	13	77	77	77	12	25	19	19	10	10	10	77	77
12	Daniel ERICKSON	14	12	12	12	19	19	25	10	19	19	19	19	19
19	Dan DE ZILLE	15	19	19	19	14	14	10	25	25	25	25	25	25
44	Mark HARPER	16	44	44	44	10	10	14	14	14	14	14	14	14
10	Alex JONES	17	10	10	10	44	36	36	36	36	36	36	36	36
36	Luke WILLIAMS	18	36	36	36	36	44	13	13	13	13	13	13	13
13	Darelle WILSON	19	13	13	13	13	13	44	44	44	44	44	44	44
21	Josef NEWGARDE	20	21	21	21									

MSA Formula Ford Championship of Great Britain

RACE 3 - ROUND 2 - CLASSIFICATION

POS	NO	CL	DRIVER / TEAM	CAR	LAPS	TIME	GAP	DIFF	MPH	BEST	ON
1	2	C	James COLE (GBR) Jamun Racing	Mygale 09	11	18:45.518			94.71	1:41.473	10
2	7	C	Garry FINDLAY (GBR) Fluid Motorsport Development	Van Diemen 08	11	18:46.632	1.114	1.114	94.62	1:41.072	10
3	21	C	Josef NEWGARDEN (USA) JTR/Robo-Pong	Mygale SJ09	11	18:50.747	5.229	4.115	94.27	1:41.124	8
4	11	S	Daniel CAMMISH (GBR) Kevin Mills Racing	SPECTRUM 011C	11	18:50.836	5.318	0.089	94.27	1:41.599	9
5	88	C	Rogier DE WIT (NED) Getem Racing	Mygale 07	11	19:01.312	15.794	10.476	93.40	1:42.271	11
6	17	C	Liroy STUART (NED) JTR	Mygale SJ09	11	19:05.508	19.990	4.196	93.06	1:42.137	9
7	3	C	Josh HILL (GBR) Jamun Racing	Mygale 09	11	19:05.803	20.285	0.295	93.03	1:41.845	10
8	99	C	Chrissy PALMER (GBR) Juno	Juno 09	11	19:08.943	23.425	3.140	92.78	1:42.631	8
9	12	C	Daniel ERICKSON (AUS) Kevin Mills Racing	SPECTRUM 011C	11	19:09.010	23.492	0.067	92.77	1:42.210	8
10	28	S	Kieran VERNON (GBR) Wrensport	Spirit WL06	11	19:16.555	31.037	7.545	92.17	1:43.084	6
11	14	S	Zaamin JAFFER (IND) Raysport	Ray 08	11	19:17.342	31.824	0.787	92.11	1:43.844	9
12	9	C	Peter BARRABLE (IRL) Fluid Motorsport Development	Van Diemen 09	11	19:20.086	34.568	2.744	91.89	1:42.402	7
13	25	S	Jason MILLS (GBR) Enigma Motorsport	Mygale SJ06/07	11	19:24.715	39.197	4.629	91.52	1:44.134	10
14	19	S	Dan DE ZILLE (GBR) Minister International	Mygale SJ08/21	11	19:41.246	55.728	16.531	90.24	1:44.262	4
15	77	C	Antti BURI (FIN) LMS Racing OY	MTEC FD 09	11	19:42.002	56.484	0.756	90.18	1:44.513	4
16	36	S	Luke WILLIAMS (GBR) Williams Racing	Ray 08	11	19:45.137	59.619	3.135	89.95	1:44.016	11
17	44	S	Mark HARPER (GBR) InterMotorsport	Van Diemen 07	10	19:55.185	1 lap	1 lap	81.08	1:46.823	5
NOT CLASSIFIED											
DNF	6	C	Ben BARKER (GBR) Fluid Motorsport Development	Van Diemen 08	5	9:05.181	6 laps	5 laps	88.88	1:43.917	2
DNF	13	S	Darelle WILSON (GBR) DW PT Racing	Ray 08	4	7:34.366	7 laps	1 lap	85.31	1:50.262	3
DNF	5	S	Fabio GAMBERINI (BRA) Fluid Motorsport Development	Van Diemen 07	3	5:44.151	8 laps	1 lap	84.48	1:44.056	2
DNF	4	C	Patrick MCKENNA (IRL) Jamun Racing	Mygale 09	0						
DNF	10	C	Alex JONES (GBR) Kevin Mills Racing	SPECTRUM 011C	0						
DNF	16	C	Jordi CUNILL (USA) GV Racing	Mygale SJ08	0						
FASTEST LAP											
	7	C	Garry FINDLAY (GBR) Fluid Motorsport Development	Van Diemen 08	10	1:41.072			95.88 mph	154.31 kph	
	11	S	Daniel CAMMISH (GBR) Kevin Mills Racing	SPECTRUM 011C	9	1:41.599			95.38 mph	153.51 kph	

Weather / Track : Cloudy / Dry

These results are provisional until the conclusion of any judicial and technical matters.

Oulton Park International
Circuit Length = 2.6920 miles
Start: 09:54 End: 10:14

Clerk of Course :	Timekeeper :
-------------------	--------------

MSA Formula Ford Championship of Great Britain

RACE 3 - ROUND 2 - LAP CHART

Lap 1			Lap 2			Lap 3			Lap 4			Lap 5		
No	Behind	Laptime	No	Behind	Laptime	No	Behind	Laptime	No	Behind	Laptime	No	Behind	Laptime
2		1:47.818	2		1:42.052	2		1:41.794	2		1:41.611	2		1:41.804
7	0.252	1:48.070	7	0.152	1:41.952	7	0.467	1:42.109	21	1.236	1:41.939	11	2.523	1:42.979
11	0.968	1:48.786	11	0.654	1:41.738	11	0.793	1:41.933	11	1.348	1:42.166	7	2.694	1:41.637
21	1.239	1:49.057	21	0.954	1:41.767	21	0.908	1:41.748	7	2.861	1:44.005	21	5.220	1:45.788
9	3.330	1:51.148	99	6.369	1:44.623	9	8.975	1:44.288	88	11.083	1:43.601	88	11.662	1:42.383
99	3.798	1:51.616	9	6.481	1:45.203	88	9.093	1:43.855	9	12.186	1:44.822	3	15.005	1:44.438
3	4.051	1:51.869	3	6.803	1:44.804	99	9.657	1:45.082	3	12.371	1:44.238	17	15.065	1:44.427
88	4.413	1:52.231	88	7.032	1:44.671	3	9.744	1:44.735	17	12.442	1:44.171	99	15.832	1:44.562
17	4.495	1:52.313	17	7.147	1:44.704	17	9.882	1:44.529	6	12.623	1:44.222	14	17.417	1:44.887
6	5.409	1:53.227	6	7.274	1:43.917	6	10.012	1:44.532	99	13.074	1:45.028	12	19.121	1:46.592
14	6.261	1:54.079	14	8.952	1:44.743	14	12.088	1:44.930	12	14.333	1:42.282	28	20.086	1:44.551
19	7.543	1:55.361	77	11.358	1:45.768	12	13.662	1:44.002	14	14.334	1:43.857	77	20.317	1:44.905
77	7.642	1:55.460	12	11.454	1:44.665	77	14.314	1:44.750	77	17.216	1:44.513	19	20.611	1:44.372
28	8.512	1:56.330	19	11.977	1:46.486	28	15.221	1:44.955	28	17.339	1:43.729	25	22.647	1:44.660
12	8.841	1:56.659	28	12.060	1:45.600	19	15.392	1:45.209	19	18.043	1:44.262	9	27.863	1:57.481
25	9.194	1:57.012	25	13.641	1:46.499	25	17.223	1:45.376	25	19.791	1:44.179	6	30.102	1:59.283 P
36	9.904	1:57.722	36	13.767	1:45.915	36	17.528	1:45.555	36	20.245	1:44.328	44	1 LAP	1:47.800
13	11.490	1:59.308	44	1 LAP	3:44.010	44	1 LAP	1:47.634	44	1 LAP	1:47.175	36	40.091	2:01.650
5	17.674	2:05.492	5	19.678	1:44.056	5	32.487	1:54.603 P	13	41.091	1:48.305 P			
			13	25.929	1:56.491	13	34.397	1:50.262						

MSA Formula Ford Championship of Great Britain

RACE 3 - ROUND 2 - LAP CHART

Lap 6			Lap 7			Lap 8			Lap 9			Lap 10		
No	Behind	Laptime	No	Behind	Laptime	No	Behind	Laptime	No	Behind	Laptime	No	Behind	Laptime
2		1:42.021	2		1:41.986	2		1:41.746	2		1:41.594	2		1:41.473
11	2.820	1:42.318	7	2.765	1:41.845	7	2.334	1:41.315	7	1.907	1:41.167	7	1.506	1:41.072
7	2.906	1:42.233	11	3.277	1:42.443	11	3.430	1:41.899	11	3.435	1:41.599	11	4.097	1:42.135
21	5.167	1:41.968	21	4.570	1:41.389	21	3.948	1:41.124	21	3.697	1:41.343	21	4.172	1:41.948
88	12.304	1:42.663	88	12.747	1:42.429	88	13.426	1:42.425	88	14.308	1:42.476	88	15.142	1:42.307
3	16.097	1:43.113	3	16.954	1:42.843	17	18.051	1:42.778	17	18.594	1:42.137	17	19.472	1:42.351
17	16.315	1:43.271	17	17.019	1:42.690	3	18.323	1:43.115	3	19.285	1:42.556	3	19.657	1:41.845
99	17.295	1:43.484	99	18.393	1:43.084	99	19.278	1:42.631	99	20.804	1:43.120	99	21.963	1:42.632
12	19.587	1:42.487	12	20.045	1:42.444	12	20.509	1:42.210	12	21.545	1:42.630	12	22.425	1:42.353
14	19.799	1:44.403	14	21.676	1:43.863	14	23.806	1:43.876	14	26.056	1:43.844	14	29.049	1:44.466
28	21.149	1:43.084	28	22.432	1:43.269	28	23.894	1:43.208	28	26.128	1:43.828	28	29.106	1:44.451
77	23.176	1:44.880	19	27.449	1:46.209	19	30.191	1:44.488	9	32.325	1:42.528	9	33.540	1:42.688
19	23.226	1:44.636	25	27.566	1:44.340	25	30.598	1:44.778	25	33.765	1:44.761	25	36.426	1:44.134
25	25.212	1:44.586	77	27.596	1:46.406	9	31.391	1:44.019	77	37.828	1:47.649	77	47.484	1:51.129
9	28.702	1:42.860	9	29.118	1:42.402	77	31.773	1:45.923	19	49.198	2:00.601	19	52.648	1:44.923
44	1 LAP	1:46.823	44	1 LAP	1:47.125	44	1 LAP	1:46.843	36	54.040	1:44.749	36	57.222	1:44.655
36	43.928	1:45.858	36	47.475	1:45.533	36	50.885	1:45.156	44	1 LAP	1:53.157	44	1 LAP	1:47.738

MSA Formula Ford Championship of Great Britain
RACE 3 - ROUND 2 - LAP CHART

Lap 11		
No	Behind	Laptime
2		1:41.619
7	1.114	1:41.227
21	5.229	1:42.676
11	5.318	1:42.840
88	15.794	1:42.271
17	19.990	1:42.137
3	20.285	1:42.247
99	23.425	1:43.081
12	23.492	1:42.686
28	31.037	1:43.550
14	31.824	1:44.394
9	34.568	1:42.647
25	39.197	1:44.390
19	55.728	1:44.699
77	56.484	1:50.619
36	59.619	1:44.016
44	1 LAP	1:46.880

MSA Formula Ford Championship of Great Britain
RACE 3 - ROUND 2 - SECTOR ANALYSIS

2	James COLE				C Jamun Racing										
1 -			109.7	28.333	114.9	1:47.818	7 -	24.901	124.0	48.825	109.8	28.260	115.1	1:41.986	
2 -	25.226	123.1	48.603	109.7	28.223	115.3	1:42.052	8 -	25.008	123.8	48.521	109.8	28.217	114.9	1:41.746
3 -	25.247	122.7	48.595	110.0	27.952	115.3	1:41.794	9 -	24.934	124.0	48.555	110.0	28.105	115.1	1:41.594
4 -	24.940	123.8	48.512	109.8	28.159	115.3	1:41.611	10 -	24.929	124.3	48.485	109.7	28.059	115.1	1:41.473
5 -	25.033	123.4	48.690	109.8	28.081	115.3	1:41.804	11 -	24.931	124.0	48.495	109.7	28.193	114.3	1:41.619
6 -	24.972	123.8	48.771	110.4	28.278	114.7	1:42.021								
3	Josh HILL				C Jamun Racing										
1 -			109.7	29.202	114.9	1:51.869	7 -	25.085	123.1	49.288	108.2	28.470	113.4	1:42.843	
2 -	25.581	123.8	50.226	107.7	28.997	114.9	1:44.804	8 -	25.209	122.7	49.625	110.2	28.281	114.9	1:43.115
3 -	25.441	124.0	50.571	110.2	28.723	116.1	1:44.735	9 -	25.060	125.2	49.129	108.9	28.367	114.3	1:42.556
4 -	25.537	124.7	49.925	110.7	28.776	115.7	1:44.238	10 -	25.017	122.9	48.760	110.0	28.068	115.5	1:41.845
5 -	25.401	124.5	50.432	106.9	28.605	113.2	1:44.438	11 -	25.345	124.0	48.711	110.0	28.191	114.3	1:42.247
6 -	25.388	121.8	49.128	108.4	28.597	113.5	1:43.113								
5	Fabio GAMBERINI				S Fluid Motorsport Development										
1 -			107.9	28.777	113.9	2:05.492	3 -	25.327	123.6	1:05.923	80.3	In		1:54.603	P
2 -	26.375	121.6	49.374	108.9	28.307	114.9	1:44.056								
6	Ben BARKER				C Fluid Motorsport Development										
1 -			109.8	28.326	116.3	1:53.227	4 -	25.964	124.7	49.959	110.2	28.299	117.9	1:44.222	
2 -	25.306	124.5	49.904	111.1	28.707	118.4	1:43.917	5 -	25.251	125.7	58.661	53.5	In	1:59.283	P
3 -	25.588	126.1	50.486	111.3	28.458	118.6	1:44.532								
7	Garry FINDLAY				C Fluid Motorsport Development										
1 -			110.0	28.342	115.7	1:48.070	7 -	25.320	122.0	48.513	108.9	28.012	114.3	1:41.845	
2 -	25.340	123.8	48.529	110.2	28.083	116.5	1:41.952	8 -	25.013	122.2	48.343	108.6	27.959	115.1	1:41.315
3 -	25.384	122.7	48.792	110.2	27.933	116.1	1:42.109	9 -	25.020	121.8	48.148	109.5	27.999	114.9	1:41.167
4 -	25.107	124.0	50.856	109.7	28.042	115.3	1:44.005	10 -	24.925	122.2	48.213	108.9	27.934	114.7	1:41.072
5 -	24.959	123.4	48.397	110.9	28.281	117.1	1:41.637	11 -	24.966	122.7	48.327	108.9	27.934	114.5	1:41.227
6 -	24.997	122.5	48.652	110.4	28.584	114.9	1:42.233								
9	Peter BARRABLE				C Fluid Motorsport Development										
1 -			108.6	28.661	113.2	1:51.148	7 -	25.264	123.1	48.902	108.8	28.236	115.1	1:42.402	
2 -	25.567	122.0	50.693	106.0	28.943	115.3	1:45.203	8 -	25.126	125.4	50.185	110.6	28.708	115.5	1:44.019
3 -	25.610	123.1	50.085	109.1	28.593	113.9	1:44.288	9 -	25.263	124.3	48.898	108.9	28.367	114.1	1:42.528
4 -	26.075	122.0	50.033	109.1	28.714	113.7	1:44.822	10 -	25.347	122.7	49.023	108.6	28.318	114.3	1:42.688
5 -	25.497	123.4	1:02.723	107.7	29.261	113.9	1:57.481	11 -	25.257	122.9	49.052	108.8	28.338	114.7	1:42.647
6 -	25.392	122.2	49.092	108.4	28.376	113.9	1:42.860								
11	Daniel CAMMISH				S Kevin Mills Racing										
1 -			109.3	28.390	115.3	1:48.786	7 -	25.554	124.0	48.821	109.7	28.068	115.7	1:42.443	
2 -	25.169	125.0	48.573	110.2	27.996	116.3	1:41.738	8 -	25.095	123.6	48.639	109.1	28.165	115.1	1:41.899
3 -	24.946	123.1	48.999	111.1	27.988	116.5	1:41.933	9 -	25.039	122.9	48.472	110.0	28.088	115.1	1:41.599
4 -	24.978	125.4	48.781	109.1	28.407	116.1	1:42.166	10 -	24.917	122.9	48.702	109.8	28.516	114.3	1:42.135
5 -	25.404	119.4	49.346	108.4	28.229	114.9	1:42.979	11 -	25.597	124.5	48.792	110.7	28.451	116.1	1:42.840
6 -	25.086	122.2	48.572	109.3	28.660	114.3	1:42.318								
12	Daniel ERICKSON				C Kevin Mills Racing										
1 -			111.5	29.064	114.3	1:56.659	7 -	25.315	125.0	48.864	110.0	28.265	118.4	1:42.444	
2 -	25.624	124.3	50.205	109.1	28.836	113.2	1:44.665	8 -	25.215	126.9	48.666	110.9	28.329	117.3	1:42.210
3 -	25.831	125.9	49.339	109.1	28.832	116.5	1:44.002	9 -	25.160	124.0	49.174	110.7	28.296	116.5	1:42.630
4 -	25.185	125.7	48.773	111.3	28.324	117.3	1:42.282	10 -	25.205	124.5	48.876	110.0	28.272	118.4	1:42.353
5 -	26.409	122.2	51.727	107.2	28.456	113.9	1:46.592	11 -	25.218	125.7	49.143	109.8	28.325	118.6	1:42.686
6 -	25.249	126.9	48.576	110.7	28.662	114.7	1:42.487								
13	Darelle WILSON				S DW PT Racing										
1 -			104.4	29.527	112.0	1:59.308	3 -	26.748	119.4	53.934	105.0	29.580	108.8	1:50.262	
2 -	34.789	119.4	52.212	104.9	29.490	111.3	1:56.491	4 -	32.019	101.1	58.505	91.4	In	1:48.305	P

Weather / Track : Cloudy / Dry

Oulton Park International
 Circuit Length = 2.6920 miles
 Start: 09:54 End: 10:14

MSA Formula Ford Championship of Great Britain
RACE 3 - ROUND 2 - SECTOR ANALYSIS

14	Zaamin JAFFER				S Raysport										
1 -			107.9	28.784	113.4	1:54.079	7 -	25.523	124.3	49.706	106.9	28.634	112.8	1:43.863	
2 -	26.023	121.1	50.034	107.4	28.686	112.6	1:44.743	8 -	25.507	121.4	49.631	105.7	28.738	112.8	1:43.876
3 -	26.275	120.9	50.066	106.9	28.589	112.6	1:44.930	9 -	25.789	120.3	49.279	106.7	28.776	111.5	1:43.844
4 -	25.752	122.0	49.643	107.9	28.462	112.4	1:43.857	10 -	25.961	120.5	49.772	106.4	28.733	111.8	1:44.466
5 -	25.841	121.1	50.336	107.0	28.710	112.4	1:44.887	11 -	26.016	123.1	49.714	108.6	28.664	113.2	1:44.394
6 -	25.807	120.9	49.509	106.4	29.087	112.8	1:44.403								
17	Liroy STUART				C JTR										
1 -			111.3	28.727	115.7	1:52.313	7 -	25.012	126.4	49.254	110.9	28.424	114.3	1:42.690	
2 -	25.490	127.1	50.185	111.8	29.029	117.5	1:44.704	8 -	25.327	124.0	49.256	109.7	28.195	115.1	1:42.778
3 -	25.463	126.1	50.515	111.7	28.551	117.1	1:44.529	9 -	25.156	123.4	48.710	109.8	28.271	113.9	1:42.137
4 -	25.723	125.0	50.018	111.7	28.430	116.5	1:44.171	10 -	25.258	120.9	48.799	110.2	28.294	114.3	1:42.351
5 -	25.673	126.9	50.544	110.6	28.210	114.3	1:44.427	11 -	25.230	123.6	48.722	109.8	28.185	114.9	1:42.137
6 -	25.416	124.7	49.152	110.7	28.703	116.3	1:43.271								
19	Dan DE ZILLE				S Minister International										
1 -			108.9	29.300	112.2	1:55.361	7 -	26.010	122.7	50.650	107.5	29.549	110.9	1:46.209	
2 -	26.261	122.9	51.186	107.2	29.039	113.5	1:46.486	8 -	25.741	122.9	49.926	107.4	28.821	112.8	1:44.488
3 -	25.777	124.5	50.435	109.5	28.997	111.5	1:45.209	9 -	40.741	106.2	50.816	106.9	29.044	112.0	2:00.601
4 -	25.667	125.7	49.840	109.1	28.755	113.7	1:44.262	10 -	25.948	122.0	50.372	107.5	28.603	111.7	1:44.923
5 -	25.490	124.7	50.250	108.8	28.632	114.1	1:44.372	11 -	25.556	122.7	50.333	107.7	28.810	112.0	1:44.699
6 -	25.303	125.9	50.160	109.1	29.173	110.2	1:44.636								
21	Josef NEWGARDEN				C JTR/Robo-Pong										
1 -			110.4	28.189	115.9	1:49.057	7 -	25.007	124.0	48.530	110.2	27.852	115.9	1:41.389	
2 -	25.117	126.4	48.738	111.3	27.912	116.1	1:41.767	8 -	24.808	124.0	48.364	110.0	27.952	116.9	1:41.124
3 -	25.158	124.0	48.695	112.2	27.895	117.9	1:41.748	9 -	24.897	125.0	48.530	111.3	27.916	116.7	1:41.343
4 -	24.946	128.1	48.780	110.7	28.213	115.3	1:41.939	10 -	24.948	125.4	48.584	111.5	28.416	113.9	1:41.948
5 -	25.427	121.6	52.051	109.7	28.310	114.7	1:45.788	11 -	25.237	123.4	48.924	107.7	28.515	115.1	1:42.676
6 -	25.113	123.8	48.713	110.0	28.142	115.3	1:41.968								
25	Jason MILLS				S Enigma Motorsport										
1 -			109.8	29.583	114.1	1:57.012	7 -	25.607	124.0	49.508	108.6	29.225	110.2	1:44.340	
2 -	26.269	122.5	49.973	109.7	30.257	113.2	1:46.499	8 -	26.459	124.7	49.766	108.8	28.553	115.1	1:44.778
3 -	25.991	122.5	50.678	108.6	28.707	113.7	1:45.376	9 -	25.976	121.8	50.215	107.0	28.570	113.9	1:44.761
4 -	25.726	123.4	49.602	108.4	28.851	113.0	1:44.179	10 -	25.782	122.2	49.592	108.2	28.760	113.0	1:44.134
5 -	25.629	123.6	49.688	107.9	29.343	111.1	1:44.660	11 -	25.757	122.9	49.841	107.7	28.792	113.2	1:44.390
6 -	25.991	122.2	49.849	107.5	28.746	113.2	1:44.586								
28	Kieran VERNON				S Wrensport										
1 -			108.9	29.215	114.3	1:56.330	7 -	25.305	123.4	49.618	109.7	28.346	115.7	1:43.269	
2 -	25.875	123.4	50.727	107.9	28.998	112.2	1:45.600	8 -	25.343	123.8	49.474	110.9	28.391	114.3	1:43.208
3 -	26.032	125.0	50.186	111.5	28.737	114.3	1:44.955	9 -	25.903	124.3	49.360	110.7	28.565	113.0	1:43.828
4 -	25.571	123.8	49.801	110.6	28.357	116.3	1:43.729	10 -	25.969	125.0	49.804	108.1	28.678	113.2	1:44.451
5 -	25.692	125.9	50.347	111.1	28.512	115.1	1:44.551	11 -	25.711	121.4	49.433	108.9	28.406	114.7	1:43.550
6 -	25.255	123.8	49.530	109.7	28.299	115.3	1:43.084								
36	Luke WILLIAMS				S Williams Racing										
1 -			107.5	29.065	113.2	1:57.722	7 -	26.214	119.2	50.186	106.4	29.133	111.8	1:45.533	
2 -	25.933	123.1	50.064	108.4	29.918	113.7	1:45.915	8 -	26.003	120.3	50.189	106.4	28.964	111.7	1:45.156
3 -	26.015	123.1	50.669	109.7	28.871	113.2	1:45.555	9 -	25.804	120.3	49.852	105.4	29.093	111.3	1:44.749
4 -	25.860	123.1	49.528	108.1	28.940	111.8	1:44.328	10 -	25.861	120.5	49.873	106.4	28.921	112.0	1:44.655
5 -	39.740	109.1	52.200	105.5	29.710	110.6	2:01.650	11 -	25.870	119.8	49.404	106.7	28.742	112.0	1:44.016
6 -	26.393	119.6	50.364	106.5	29.101	111.7	1:45.858								
44	Mark HARPER				S InterMotorsport										
1 -		98.4	58.796	98.1	31.037	113.7	3:44.010	6 -	26.618	117.7	51.100	106.7	29.407	111.3	1:47.125
2 -	26.437	121.8	51.478	107.4	29.719	111.1	1:47.634	7 -	26.318	117.7	51.145	106.4	29.380	111.1	1:46.843
3 -	26.424	120.5	51.066	106.9	29.685	110.0	1:47.175	8 -	26.916	117.1	50.696	107.7	35.545	109.5	1:53.157
4 -	26.611	119.8	51.060	107.4	30.129	111.5	1:47.800	9 -	27.151	117.3	51.009	106.9	29.578	111.7	1:47.738
5 -	26.360	120.1	50.927	105.4	29.536	110.7	1:46.823	10 -	26.542	118.6	50.973	106.7	29.365	111.5	1:46.880

Oulton Park International
Circuit Length = 2.6920 miles
Start: 09:54 End: 10:14

Weather / Track : Cloudy / Dry

MSA Formula Ford Championship of Great Britain
RACE 3 - ROUND 2 - SECTOR ANALYSIS

77		Antti BURI		C		LMS Racing OY									
1 -			109.7	29.202	114.3	1:55.460	7 -	26.080	118.8	50.491	105.4	29.835	108.1	1:46.406	
2 -	25.894	122.2	51.031	106.0	28.843	113.2	1:45.768	8 -	26.199	121.1	50.519	107.2	29.205	112.2	1:45.923
3 -	25.903	121.4	50.134	108.4	28.713	114.1	1:44.750	9 -	26.253	117.7	51.319	104.0	30.077	102.9	1:47.649
4 -	25.756	121.8	49.861	107.0	28.896	112.6	1:44.513	10 -	27.817	110.9	52.875	98.8	30.437	104.0	1:51.129
5 -	25.683	121.4	50.177	108.8	29.045	114.3	1:44.905	11 -	27.406	109.3	52.750	100.3	30.463	101.4	1:50.619
6 -	25.479	123.1	49.988	106.7	29.413	110.7	1:44.880								
88		Rogier DE WIT		C		Getem Racing									
1 -			107.2	28.944	111.7	1:52.231	7 -	25.199	123.4	48.958	108.1	28.272	113.5	1:42.429	
2 -	25.414	125.9	50.135	107.0	29.122	114.5	1:44.671	8 -	25.227	123.4	48.925	107.9	28.273	112.8	1:42.425
3 -	25.433	124.7	50.015	108.6	28.407	114.5	1:43.855	9 -	25.356	122.7	48.781	108.6	28.339	113.0	1:42.476
4 -	26.007	123.4	49.056	106.9	28.538	112.0	1:43.601	10 -	25.205	122.9	48.762	107.7	28.340	112.8	1:42.307
5 -	25.285	122.9	48.733	107.7	28.365	112.6	1:42.383	11 -	25.154	123.4	48.671	108.2	28.446	112.2	1:42.271
6 -	25.280	122.2	49.019	107.0	28.364	112.4	1:42.663								
99		Chrissy PALMER		C		Juno									
1 -			109.5	28.656	113.0	1:51.616	7 -	25.414	123.1	49.092	107.0	28.578	111.7	1:43.084	
2 -	25.736	120.5	49.969	106.9	28.918	112.4	1:44.623	8 -	25.357	123.1	48.992	108.1	28.282	113.7	1:42.631
3 -	25.675	119.8	50.568	110.0	28.839	112.8	1:45.082	9 -	25.602	122.7	49.136	107.2	28.382	112.8	1:43.120
4 -	26.256	124.0	50.272	109.8	28.500	115.3	1:45.028	10 -	25.358	122.5	48.886	107.0	28.388	113.4	1:42.632
5 -	25.523	123.8	50.335	108.4	28.704	102.8	1:44.562	11 -	25.275	122.5	48.842	107.0	28.964	112.8	1:43.081
6 -	25.780	122.9	49.223	107.5	28.481	111.5	1:43.484								

MSA Formula Ford Championship of Great Britain
RACE 3 - ROUND 2 - BEST SECTOR TIMES

SECTOR 1			SECTOR 2			SECTOR 3			IDEAL / BEST COMPARISON							
POS	NO	NAME	TIME	NO	NAME	TIME	NO	NAME	TIME	POS	NO	NAME	IDEAL	BEST	DIFF	
1	21	NEWGARDEN	24.808	7	FINDLAY	48.148	21	NEWGARDEN	27.852	1	7	FINDLAY	1:41.006	1:41.072	0.066	
2	2	COLE	24.901	21	NEWGARDEN	48.364	7	FINDLAY	27.933	2	21	NEWGARDEN	1:41.024	1:41.124	0.100	
3	11	CAMMISH	24.917	11	CAMMISH	48.472	2	COLE	27.952	3	2	COLE	1:41.338	1:41.473	0.135	
4	7	FINDLAY	24.925	2	COLE	48.485	11	CAMMISH	27.988	4	11	CAMMISH	1:41.377	1:41.599	0.222	
5	17	STUART	25.012	12	ERICKSON	48.576	3	HILL	28.068	5	3	HILL	1:41.796	1:41.845	0.049	
6	3	HILL	25.017	88	DE WIT	48.671	17	STUART	28.185	6	17	STUART	1:41.907	1:42.137	0.230	
7	9	BARRABLE	25.126	17	STUART	48.710	9	BARRABLE	28.236	7	12	ERICKSON	1:42.001	1:42.210	0.209	
8	88	DE WIT	25.154	3	HILL	48.711	12	ERICKSON	28.265	8	88	DE WIT	1:42.097	1:42.271	0.174	
9	12	ERICKSON	25.160	99	PALMER	48.842	88	DE WIT	28.272	9	9	BARRABLE	1:42.260	1:42.402	0.142	
10	6	BARKER	25.251	9	BARRABLE	48.898	99	PALMER	28.282	10	99	PALMER	1:42.399	1:42.631	0.232	
11	28	VERNON	25.255	14	JAFFER	49.279	6	BARKER	28.299	11	28	VERNON	1:42.914	1:43.084	0.170	
12	99	PALMER	25.275	28	VERNON	49.360	28	VERNON	28.299	12	5	GAMBERINI	1:43.008	1:44.056	1.048	
13	19	DE ZILLE	25.303	5	GAMBERINI	49.374	5	GAMBERINI	28.307	13	14	JAFFER	1:43.248	1:43.844	0.596	
14	5	GAMBERINI	25.327	36	WILLIAMS	49.404	14	JAFFER	28.462	14	6	BARKER	1:43.454	1:43.917	0.463	
15	77	BURI	25.479	25	MILLS	49.508	25	MILLS	28.553	15	25	MILLS	1:43.668	1:44.134	0.466	
16	14	JAFFER	25.507	19	DE ZILLE	49.840	19	DE ZILLE	28.603	16	19	DE ZILLE	1:43.746	1:44.262	0.516	
17	25	MILLS	25.607	77	BURI	49.861	77	BURI	28.713	17	36	WILLIAMS	1:43.950	1:44.016	0.066	
18	36	WILLIAMS	25.804	6	BARKER	49.904	36	WILLIAMS	28.742	18	77	BURI	1:44.053	1:44.513	0.460	
19	44	HARPER	26.318	44	HARPER	50.696	44	HARPER	29.365	19	44	HARPER	1:46.379	1:46.823	0.444	
20	13	WILSON	26.748	13	WILSON	52.212	13	WILSON	29.490	20	13	WILSON	1:48.450	1:50.262	1.812	
											Perfect Lap		1:40.808			

MSA Formula Ford Championship of Great Britain
RACE 3 - ROUND 2 - SPEED TRAPS

SECTOR 1				SECTOR 2			FINISH LINE			
POS	NO	NAME	MPH	NO	NAME	MPH	NO	NAME	MPH	
1	21	Josef NEWGARDEN	128.1	21	Josef NEWGARDEN	112.2	6	Ben BARKER	118.6	
2	17	Leroy STUART	127.1	17	Leroy STUART	111.8	12	Daniel ERICKSON	118.6	
3	12	Daniel ERICKSON	126.9	12	Daniel ERICKSON	111.5	21	Josef NEWGARDEN	117.9	
4	6	Ben BARKER	126.1	28	Kieran VERNON	111.5	17	Leroy STUART	117.5	
5	19	Dan DE ZILLE	125.9	6	Ben BARKER	111.3	7	Garry FINDLAY	117.1	
6	28	Kieran VERNON	125.9	11	Daniel CAMMISH	111.1	11	Daniel CAMMISH	116.5	
7	88	Rogier DE WIT	125.9	7	Garry FINDLAY	110.9	28	Kieran VERNON	116.3	
8	9	Peter BARRABLE	125.4	3	Josh HILL	110.7	3	Josh HILL	116.1	
9	11	Daniel CAMMISH	125.4	9	Peter BARRABLE	110.6	9	Peter BARRABLE	115.5	
10	3	Josh HILL	125.2	2	James COLE	110.4	2	James COLE	115.3	
11	25	Jason MILLS	124.7	99	Chrissy PALMER	110.0	99	Chrissy PALMER	115.3	
12	2	James COLE	124.3	25	Jason MILLS	109.8	25	Jason MILLS	115.1	
13	14	Zaamin JAFFER	124.3	36	Luke WILLIAMS	109.7	5	Fabio GAMBERINI	114.9	
14	7	Garry FINDLAY	124.0	77	Antti BURI	109.7	88	Rogier DE WIT	114.5	
15	99	Chrissy PALMER	124.0	19	Dan DE ZILLE	109.5	77	Antti BURI	114.3	
16	5	Fabio GAMBERINI	123.6	5	Fabio GAMBERINI	108.9	19	Dan DE ZILLE	114.1	
17	36	Luke WILLIAMS	123.1	14	Zaamin JAFFER	108.6	36	Luke WILLIAMS	113.7	
18	77	Antti BURI	123.1	88	Rogier DE WIT	108.6	44	Mark HARPER	113.7	
19	44	Mark HARPER	121.8	44	Mark HARPER	107.7	14	Zaamin JAFFER	113.4	
20	13	Darelle WILSON	119.4	13	Darelle WILSON	105.0	13	Darelle WILSON	112.0	

Weather / Track : Cloudy / Dry

www.tsl-timing.com

Oulton Park International
 Circuit Length = 2.6920 miles
 Start: 09:54 End: 10:14


Printed - 10.16 Monday, 13 April 2009

MSA Formula Ford Championship of Great Britain

RACE 3 - ROUND 2 - POSITION CHART

No	Name	Laps Pos	1	2	3	4	5	6	7	8	9	10	11
			2	James COLE	1	2	2	2	2	2	2	2	2
7	Garry FINDLAY	2	7	7	7	21	11	11	7	7	7	7	7
11	Daniel CAMMISH	3	11	11	11	11	7	7	11	11	11	11	21
21	Josef NEWGARDE	4	21	21	21	7	21	21	21	21	21	21	11
9	Peter BARRABLE	5	9	99	9	88	88	88	88	88	88	88	88
99	Chrissy PALMER	6	99	9	88	9	3	3	3	17	17	17	17
3	Josh HILL	7	3	3	99	3	17	17	17	3	3	3	3
88	Rogier DE WIT	8	88	88	3	17	99	99	99	99	99	99	99
17	Leroy STUART	9	17	17	17	6	14	12	12	12	12	12	12
6	Ben BARKER	10	6	6	6	99	12	14	14	14	14	14	28
14	Zaamin JAFFER	11	14	14	14	12	28	28	28	28	28	28	14
19	Dan DE ZILLE	12	19	77	12	14	77	77	19	19	9	9	9
77	Antti BURI	13	77	12	77	77	19	19	25	25	25	25	25
28	Kieran VERNON	14	28	19	28	28	25	25	77	9	77	77	19
12	Daniel ERICKSON	15	12	28	19	19	9	9	9	77	19	19	77
25	Jason MILLS	16	25	25	25	25	6	36	36	36	36	36	36
36	Luke WILLIAMS	17	36	36	36	36	44	44	44	44	44	44	44
13	Darelle WILSON	18	13	5	5	13	44						
5	Fabio GAMBERINI	19	5	13	13	44							
44	Mark HARPER	20	44	44	44								

MSA Formula Ford Championship of Great Britain
RACE 10 - ROUND 3 - GRID

ROW 12	4 Patrick MCKENNA	
ROW 11	10 Alex JONES	16 Jordi CUNILL
ROW 10	44 Mark HARPER	13 Darelle WILSON
ROW 9	19 Dan DE ZILLE	77 Antti BURI
ROW 8	5 Fabio GAMBERINI	25 Jason MILLS
ROW 7	6 Ben BARKER	36 Luke WILLIAMS
ROW 6	28 Kieran VERNON	14 Zaamin JAFFER
ROW 5	9 Peter BARRABLE	99 Chrissy PALMER
ROW 4	12 Daniel ERICKSON	88 Rogier DE WIT
ROW 3	3 Josh HILL	17 Liroy STUART
ROW 2	2 James COLE	11 Daniel CAMMISH
ROW 1	7 Garry FINDLAY	21 Josef NEWGARDEN
Pole		
		

Oulton Park International
 Circuit Length = 2.6920 miles

These results are provisional until the conclusion of any judicial and technical matters.

Clerk of Course :		Timekeeper :

MSA Formula Ford Championship of Great Britain

RACE 10 - ROUND 3 - CLASSIFICATION

POS	NO	CL	DRIVER / TEAM	CAR	LAPS	TIME	GAP	DIFF	MPH	BEST	ON
1	21	C	Josef NEWGARDEN (USA) JTR/Robo-Pong	Mygale SJ09	10	18:21.066			88.01	1:42.221	7
2	2	C	James COLE (GBR) Jamun Racing	Mygale 09	10	18:21.387	0.321	0.321	87.99	1:42.145	7
3	7	C	Garry FINDLAY (GBR) Fluid Motorsport Development	Van Diemen 08	10	18:22.581	1.515	1.194	87.89	1:41.831	10
4	11	S	Daniel CAMMISH (GBR) Kevin Mills Racing	SPECTRUM 011C	10	18:24.908	3.842	2.327	87.71	1:43.070	6
5	88	C	Rogier DE WIT (NED) Getem Racing	Mygale 07	10	18:25.070	4.004	0.162	87.69	1:42.864	6
6	17	C	Liroy STUART (NED) JTR	Mygale SJ09	10	18:25.175	4.109	0.105	87.69	1:42.736	10
7	9	C	Peter BARRABLE (IRL) Fluid Motorsport Development	Van Diemen 09	10	18:27.030	5.964	1.855	87.54	1:42.855	8
8	3	C	Josh HILL (GBR) Jamun Racing	Mygale 09	10	18:27.218	6.152	0.188	87.52	1:42.620	9
9	12	C	Daniel ERICKSON (AUS) Kevin Mills Racing	SPECTRUM 011C	10	18:28.782	7.716	1.564	87.40	1:42.866	3
10	99	C	Chrissy PALMER (GBR) Juno	Juno 09	10	18:29.493	8.427	0.711	87.34	1:43.372	9
11	28	S	Kieran VERNON (GBR) Wrensport	Spirit WL06	10	18:30.303	9.237	0.810	87.28	1:43.398	10
12	6	C	Ben BARKER (GBR) Fluid Motorsport Development	Van Diemen 08	10	18:30.526	9.460	0.223	87.26	1:43.153	9
13	4	C	Patrick MCKENNA (IRL) Jamun Racing	Mygale 09	10	18:36.636	15.570	6.110	86.79	1:44.139	9
14	5	S	Fabio GAMBERINI (BRA) Fluid Motorsport Development	Van Diemen 07	10	18:36.774	15.708	0.138	86.77	1:43.890	8
15	77	C	Antti BURI (FIN) LMS Racing OY	MTEC FD 09	10	18:37.533	16.467	0.759	86.72	1:44.391	10
16	19	S	Dan DE ZILLE (GBR) Minister International	Mygale SJ08/21	10	18:38.897	17.831	1.364	86.61	1:44.471	8
17	25	S	Jason MILLS (GBR) Enigma Motorsport	Mygale SJ06/07	10	18:39.109	18.043	0.212	86.59	1:44.368	8
18	44	S	Mark HARPER (GBR) InterMotorsport	Van Diemen 07	10	19:11.710	50.644	32.601	84.14	1:47.074	6

NOT CLASSIFIED

DNF	10	C	Alex JONES (GBR) Kevin Mills Racing	SPECTRUM 011C	7	13:20.292	3 laps	3 laps	84.76	1:43.148	6
DNF	14	S	Zaamin JAFFER (IND) Raysport	Ray 08	2	3:37.450	8 laps	5 laps	89.13	1:44.865	2
DNF	36	S	Luke WILLIAMS (GBR) Williams Racing	Ray 08	2	3:39.063	8 laps	1.613	88.47	1:45.505	2
DNF	13	S	Darelle WILSON (GBR) DW PT Racing	Ray 08	2	8:11.289	8 laps	4:32.226	39.45		

FASTEST LAP

7	C	Garry FINDLAY (GBR) Fluid Motorsport Development	Van Diemen 08	10	1:41.831	95.17 mph	153.16 kph
11	S	Daniel CAMMISH (GBR) Kevin Mills Racing	SPECTRUM 011C	6	1:43.070	94.02 mph	151.32 kph

Weather / Track : Bright / Dry

These results are provisional until the conclusion of any judicial and technical matters.

Oulton Park International
Circuit Length = 2.6920 miles
Start: 17:04 End: 17:24

Clerk of Course :	Timekeeper :
-------------------	--------------

MSA Formula Ford Championship of Great Britain
RACE 10 - ROUND 3 - LAP CHART

Lap 1			Lap 2			Lap 3			Lap 4			Lap 5		
No	Behind	Laptime	No	Behind	Laptime	No	Behind	Laptime	No	Behind	Laptime	No	Behind	Laptime
21		1:48.416	21		1:43.349	21		1:43.217	21		1:43.744	21		2:48.910
2	0.109	1:48.525	2	0.241	1:43.481	2	0.192	1:43.168	2	0.163	1:43.715	2	0.487	2:49.234
17	0.313	1:48.729	11	0.800	1:43.560	11	0.740	1:43.157	11	0.641	1:43.645	11	0.927	2:49.196
11	0.589	1:49.005	17	1.242	1:44.278	7	1.571	1:43.196	7	0.996	1:43.169	7	1.359	2:49.273
88	1.074	1:49.490	7	1.592	1:43.584	17	2.089	1:44.064	17	1.468	1:43.123	17	1.609	2:49.051
7	1.357	1:49.773	88	1.750	1:44.025	88	2.432	1:43.899	88	1.880	1:43.192	88	2.060	2:49.090
99	1.601	1:50.017	99	2.159	1:43.907	9	2.692	1:43.671	9	2.363	1:43.415	9	2.554	2:49.101
9	2.042	1:50.458	9	2.238	1:43.545	99	2.985	1:44.043	99	2.711	1:43.470	99	2.835	2:49.034
3	3.549	1:51.965	3	4.014	1:43.814	3	3.759	1:42.962	3	2.947	1:42.932	3	3.201	2:49.164
12	3.651	1:52.067	12	4.217	1:43.915	12	3.866	1:42.866	12	4.373	1:44.251	12	3.486	2:48.023
14	4.169	1:52.585	28	5.459	1:44.574	28	6.203	1:43.961	28	7.351	1:44.892	28	4.089	2:45.648
28	4.234	1:52.650	14	5.685	1:44.865	6	6.597	1:43.952	6	7.846	1:44.993	6	4.672	2:45.736
77	4.429	1:52.845	6	5.862	1:44.534	77	9.988	1:46.195	10	12.751	1:46.341	10	5.360	2:41.519
6	4.677	1:53.093	77	7.010	1:45.930	10	10.154	1:45.787	77	13.320	1:47.076	77	6.430	2:42.020
36	5.142	1:53.558	36	7.298	1:45.505	4	11.499	1:46.546	4	13.690	1:45.935	4	6.574	2:41.794
19	5.682	1:54.098	10	7.584	1:44.069	25	13.939	1:47.049	19	17.061	1:46.481	19	6.866	2:38.715
10	6.864	1:55.280	4	8.170	1:44.533	19	14.324	1:48.162	25	18.585	1:48.390	25	7.322	2:37.647
25	6.887	1:55.303	19	9.379	1:47.046	5	14.620	1:48.361	5	19.088	1:48.212	5	7.923	2:37.745
4	6.986	1:55.402	5	9.476	1:45.543	44	30.810	1:48.960	44	37.153	1:50.087	44	9.010	2:20.767
5	7.282	1:55.698	25	10.107	1:46.569				13	2 LAPS	4:58.310			
44	8.078	1:56.494	44	25.067	2:00.338									
13	1:24.563	3:12.979 P												

MSA Formula Ford Championship of Great Britain

RACE 10 - ROUND 3 - LAP CHART

Lap 6			Lap 7			Lap 8			Lap 9			Lap 10		
No	Behind	Laptime	No	Behind	Laptime	No	Behind	Laptime	No	Behind	Laptime	No	Behind	Laptime
21		1:43.075	21		1:42.221	21		1:42.282	21		1:43.484	21		1:42.368
2	0.387	1:42.975	2	0.311	1:42.145	2	0.236	1:42.207	2	0.212	1:43.460	2	0.321	1:42.477
11	0.922	1:43.070	11	1.923	1:43.222	11	2.843	1:43.202	7	2.052	1:42.588	7	1.515	1:41.831
7	1.144	1:42.860	7	2.150	1:43.227	7	2.948	1:43.080	11	2.847	1:43.488	11	3.842	1:43.363
17	1.509	1:42.975	88	3.074	1:43.446	88	4.084	1:43.292	88	3.484	1:42.884	88	4.004	1:42.888
88	1.849	1:42.864	17	3.164	1:43.876	17	4.216	1:43.334	17	3.741	1:43.009	17	4.109	1:42.736
9	3.192	1:43.713	9	4.626	1:43.655	9	5.199	1:42.855	9	4.606	1:42.891	9	5.964	1:43.726
99	3.344	1:43.584	99	5.962	1:44.839	3	6.726	1:42.943	3	5.862	1:42.620	3	6.152	1:42.658
3	3.388	1:43.262	3	6.065	1:44.898	12	7.322	1:43.417	12	6.890	1:43.052	12	7.716	1:43.194
12	4.124	1:43.713	12	6.187	1:44.284	99	7.524	1:43.844	99	7.412	1:43.372	99	8.427	1:43.383
28	5.070	1:44.056	28	6.478	1:43.629	28	8.257	1:44.061	28	8.207	1:43.434	28	9.237	1:43.398
6	5.304	1:43.707	10	7.360	1:44.148	6	8.747	1:43.439	6	8.416	1:43.153	6	9.460	1:43.412
10	5.433	1:43.148	6	7.590	1:44.507	77	12.778	1:44.430	4	13.584	1:44.139	4	15.570	1:44.354
77	8.251	1:44.896	77	10.630	1:44.600	4	12.929	1:44.452	5	13.724	1:44.017	5	15.708	1:44.352
4	8.423	1:44.924	4	10.759	1:44.557	5	13.191	1:43.890	77	14.444	1:45.150	77	16.467	1:44.391
19	9.011	1:45.220	5	11.583	1:44.225	19	13.912	1:44.471	19	15.144	1:44.716	19	17.831	1:45.055
5	9.579	1:44.731	19	11.723	1:44.933	25	14.282	1:44.368	25	15.238	1:44.440	25	18.043	1:45.173
25	9.870	1:45.623	25	12.196	1:44.547	44	39.949	1:48.228	44	44.757	1:48.292	44	50.644	1:48.255
44	13.009	1:47.074	44	34.003	2:03.215									

MSA Formula Ford Championship of Great Britain
RACE 10 - ROUND 3 - SECTOR ANALYSIS

2	James COLE				C Jamun Racing										
1 -	124.5	49.602	108.1	28.952	116.3	1:48.525	6 -	25.102	123.8	49.522	110.9	28.351	115.9	1:42.975	
2 -	25.710	125.9	49.324	109.8	28.447	116.5	1:43.481	7 -	25.092	125.0	48.904	110.4	28.149	116.5	1:42.145
3 -	25.166	125.7	49.610	110.6	28.392	116.3	1:43.168	8 -	25.105	124.7	48.860	111.1	28.242	116.7	1:42.207
4 -	25.551	123.1	49.519	109.3	28.645	82.7	1:43.715	9 -	25.210	124.5	49.500	107.7	28.750	116.5	1:43.460
5 -	39.472	66.4	1:23.252	67.0	46.510	115.1	2:49.234	10 -	25.130	124.5	49.169	110.7	28.178	115.5	1:42.477
3	Josh HILL				C Jamun Racing										
1 -	121.1	51.059	107.0	28.875	113.7	1:51.965	6 -	25.525	124.7	49.523	109.5	28.214	113.7	1:43.262	
2 -	25.549	122.9	49.519	108.2	28.746	113.7	1:43.814	7 -	25.829	124.7	49.894	103.4	29.175	115.3	1:44.898
3 -	25.270	123.8	49.173	109.1	28.519	115.1	1:42.962	8 -	25.592	122.0	48.998	109.1	28.353	113.5	1:42.943
4 -	25.546	123.1	49.141	109.5	28.245	103.7	1:42.932	9 -	25.246	123.1	48.964	109.5	28.410	113.7	1:42.620
5 -	40.224	63.3	1:23.719	64.9	45.221	113.7	2:49.164	10 -	25.349	122.7	49.063	109.1	28.246	114.7	1:42.658
4	Patrick MCKENNA				C Jamun Racing										
1 -	124.0	52.188	109.3	28.921	110.4	1:55.402	6 -	26.076	124.7	50.085	106.4	28.763	116.1	1:44.924	
2 -	25.667	124.7	50.411	108.8	28.455	115.9	1:44.533	7 -	25.930	124.3	50.156	109.7	28.471	116.1	1:44.557
3 -	25.636	122.5	52.279	107.7	28.631	114.5	1:46.546	8 -	25.769	118.4	50.169	110.0	28.514	116.3	1:44.452
4 -	25.305	125.7	50.647	107.4	29.983	103.4	1:45.935	9 -	25.766	123.1	49.834	108.9	28.539	114.9	1:44.139
5 -	33.952	68.8	1:23.313	70.6	44.529	114.5	2:41.794	10 -	25.812	122.0	49.889	108.1	28.653	114.1	1:44.354
5	Fabio GAMBERINI				S Fluid Motorsport Development										
1 -	123.8	52.014	109.8	29.911	97.8	1:55.698	6 -	25.814	122.9	50.201	110.0	28.716	114.7	1:44.731	
2 -	26.583	120.5	50.262	108.4	28.698	115.3	1:45.543	7 -	25.537	124.0	50.170	108.8	28.518	115.3	1:44.225
3 -	26.270	124.7	52.734	105.5	29.357	112.8	1:48.361	8 -	25.467	123.6	49.854	110.2	28.569	116.5	1:43.890
4 -	26.074	122.5	50.686	108.2	31.452	95.9	1:48.212	9 -	25.763	124.7	49.743	109.8	28.511	116.5	1:44.017
5 -	30.706	59.1	1:22.696	77.7	44.343	115.3	2:37.745	10 -	26.077	123.6	49.670	109.7	28.605	113.4	1:44.352
6	Ben BARKER				C Fluid Motorsport Development										
1 -	124.3	51.367	108.6	28.839	116.5	1:53.093	6 -	25.520	123.1	49.616	109.8	28.571	115.7	1:43.707	
2 -	26.176	122.0	49.797	108.1	28.561	114.7	1:44.534	7 -	25.950	124.7	50.101	107.9	28.456	116.5	1:44.507
3 -	25.748	123.6	49.924	108.4	28.280	115.7	1:43.952	8 -	25.347	124.3	49.812	109.7	28.280	116.3	1:43.439
4 -	25.302	124.5	49.929	109.1	29.762	80.9	1:44.993	9 -	25.272	124.3	49.658	109.8	28.223	117.1	1:43.153
5 -	37.377	73.1	1:23.487	63.1	44.872	114.7	2:45.736	10 -	25.396	122.5	49.647	110.7	28.369	115.5	1:43.412
7	Garry FINDLAY				C Fluid Motorsport Development										
1 -	124.7	50.036	110.0	28.657	116.3	1:49.773	6 -	25.312	124.0	49.059	109.7	28.489	116.1	1:42.860	
2 -	25.439	125.9	49.731	108.6	28.414	116.7	1:43.584	7 -	25.303	124.3	49.321	110.0	28.603	115.1	1:43.227
3 -	25.122	126.1	50.009	108.9	28.065	115.7	1:43.196	8 -	25.385	122.2	49.198	110.6	28.497	116.9	1:43.080
4 -	25.377	120.3	48.887	110.2	28.905	95.6	1:43.169	9 -	25.707	121.1	48.765	108.9	28.116	114.1	1:42.588
5 -	39.371	68.7	1:23.575	73.0	46.327	115.5	2:49.273	10 -	25.229	121.8	48.511	109.5	28.091	114.7	1:41.831
9	Peter BARRABLE				C Fluid Motorsport Development										
1 -	124.5	50.221	108.4	28.668	114.7	1:50.458	6 -	25.675	120.9	49.265	108.9	28.773	113.4	1:43.713	
2 -	25.502	123.8	49.517	109.1	28.526	116.5	1:43.545	7 -	25.886	121.4	49.399	108.6	28.370	114.1	1:43.655
3 -	25.882	122.0	49.375	109.5	28.414	116.1	1:43.671	8 -	25.454	121.8	49.017	109.3	28.390	114.5	1:42.855
4 -	25.403	124.0	49.242	109.3	28.770	97.4	1:43.415	9 -	25.414	122.9	49.082	109.3	28.395	115.1	1:42.891
5 -	39.968	64.3	1:23.484	65.8	45.649	113.9	2:49.101	10 -	25.389	122.7	49.674	106.0	28.663	113.5	1:43.726
10	Alex JONES				C Kevin Mills Racing										
1 -	121.4	52.070	110.2	29.240	108.6	1:55.280	5 -	32.951	72.3	1:23.641	62.3	44.927	113.5	2:41.519	
2 -	25.456	125.0	50.057	108.9	28.556	116.1	1:44.069	6 -	25.446	124.3	49.359	109.7	28.343	116.5	1:43.148
3 -	25.812	125.0	51.292	108.6	28.683	115.1	1:45.787	7 -	25.649	124.7	49.971	107.7	28.528	114.5	1:44.148
4 -	25.974	122.5	50.321	107.7	30.046	91.8	1:46.341								
11	Daniel CAMMISH				S Kevin Mills Racing										
1 -	121.1	49.806	109.5	28.454	115.9	1:49.005	6 -	25.590	121.4	49.093	109.7	28.387	115.3	1:43.070	
2 -	25.633	125.7	49.631	109.3	28.296	114.9	1:43.560	7 -	25.322	122.5	49.421	108.4	28.479	113.7	1:43.222
3 -	25.391	122.2	49.451	109.1	28.315	115.5	1:43.157	8 -	25.546	120.9	49.168	108.2	28.488	114.3	1:43.202
4 -	25.290	123.4	49.541	108.9	28.814	91.5	1:43.645	9 -	26.294	122.0	48.976	108.9	28.218	115.3	1:43.488
5 -	39.324	69.1	1:23.546	70.4	46.326	113.2	2:49.196	10 -	25.496	122.0	49.274	107.7	28.593	113.7	1:43.363

Oulton Park International
Circuit Length = 2.6920 miles
Start: 17:04 End: 17:24

Weather / Track : Bright / Dry

MSA Formula Ford Championship of Great Britain
RACE 10 - ROUND 3 - SECTOR ANALYSIS

12	Daniel ERICKSON		C Kevin Mills Racing												
1 -	120.3	51.216	109.3	28.787	115.9	1:52.067	6 -	25.617	124.5	49.730	110.0	28.366	114.9	1:43.713	
2 -	25.804	128.1	49.294	109.8	28.817	116.5	1:43.915	7 -	25.383	124.3	49.826	109.7	29.075	115.5	1:44.284
3 -	25.590	123.6	49.050	110.0	28.226	118.1	1:42.866	8 -	25.829	125.0	49.247	110.0	28.341	115.7	1:43.417
4 -	25.770	125.2	49.467	109.1	29.014	90.6	1:44.251	9 -	25.555	123.4	49.152	109.5	28.345	115.9	1:43.052
5 -	39.919	68.8	1:23.221	60.6	44.883	115.1	2:48.023	10 -	25.459	122.2	49.168	109.3	28.567	113.9	1:43.194
13	Darelle WILSON		S DW PT Racing												
1 -		In	91.4	In		3:12.979 P	2 -	Out	113.7	57.123	98.1	31.553	101.7	4:58.310	
14	Zaamin JAFFER		S Raysport												
1 -	122.0	51.276	107.2	29.043	112.2	1:52.585	2 -	25.978	122.7	49.960	105.4	28.927	113.4	1:44.865	
17	Liroy STUART		C JTR												
1 -	124.7	49.681	109.7	28.767	116.5	1:48.729	6 -	25.376	124.7	49.411	109.8	28.188	115.9	1:42.975	
2 -	25.711	125.9	50.143	110.6	28.424	115.5	1:44.278	7 -	25.140	125.2	49.761	108.2	28.975	115.9	1:43.876
3 -	25.298	125.0	50.373	110.9	28.393	115.5	1:44.064	8 -	25.612	121.4	49.503	109.5	28.219	115.7	1:43.334
4 -	25.302	124.0	49.278	108.9	28.543	101.2	1:43.123	9 -	25.656	124.7	49.153	110.4	28.200	116.1	1:43.009
5 -	39.218	69.8	1:23.996	72.8	45.837	116.5	2:49.051	10 -	25.165	125.2	49.142	111.1	28.429	114.3	1:42.736
19	Dan DE ZILLE		S Minister International												
1 -	120.1	51.662	107.2	28.870	109.3	1:54.098	6 -	26.055	124.3	50.412	108.2	28.753	113.2	1:45.220	
2 -	25.953	122.7	52.001	107.7	29.092	113.2	1:47.046	7 -	25.567	124.0	50.526	107.0	28.840	115.1	1:44.933
3 -	26.118	122.0	52.612	102.6	29.432	112.2	1:48.162	8 -	25.713	123.6	50.094	108.6	28.664	113.2	1:44.471
4 -	25.592	122.2	51.028	105.7	29.861	104.2	1:46.481	9 -	25.575	124.5	50.318	108.6	28.823	113.0	1:44.716
5 -	31.085	73.9	1:23.285	70.7	44.345	114.5	2:38.715	10 -	25.710	123.1	50.323	105.0	29.022	112.0	1:45.055
21	Josef NEWGARDEN		C JTR/Robo-Pong												
1 -	121.8	49.672	107.9	28.929	114.7	1:48.416	6 -	25.449	120.5	49.400	109.1	28.226	114.3	1:43.075	
2 -	25.651	122.5	49.344	108.4	28.354	114.7	1:43.349	7 -	25.280	121.1	48.840	108.8	28.101	114.7	1:42.221
3 -	25.276	121.8	49.543	108.9	28.398	114.3	1:43.217	8 -	25.139	121.6	48.928	109.5	28.215	114.7	1:42.282
4 -	25.648	120.9	49.239	108.1	28.857	84.7	1:43.744	9 -	25.346	121.6	49.500	107.2	28.638	114.7	1:43.484
5 -	39.171	65.3	1:23.363	64.4	46.376	113.7	2:48.910	10 -	25.244	121.6	49.045	109.3	28.079	112.8	1:42.368
25	Jason MILLS		S Enigma Motorsport												
1 -	120.7	51.959	109.1	29.770	105.5	1:55.303	6 -	26.320	122.5	50.135	109.1	29.168	114.5	1:45.623	
2 -	26.547	122.7	51.027	107.7	28.995	114.1	1:46.569	7 -	25.889	123.1	49.868	109.5	28.790	114.7	1:44.547
3 -	26.063	123.4	51.827	104.9	29.159	113.0	1:47.049	8 -	25.799	123.4	49.781	109.5	28.788	114.7	1:44.368
4 -	25.893	120.3	51.288	107.7	31.209	90.2	1:48.390	9 -	25.724	123.6	50.039	110.0	28.677	113.2	1:44.440
5 -	30.369	71.9	1:22.997	71.5	44.281	114.3	2:37.647	10 -	25.801	125.4	50.509	108.8	28.863	113.0	1:45.173
28	Kieran VERNON		S Wrensport												
1 -	122.2	51.093	110.0	28.976	113.9	1:52.650	6 -	25.678	122.9	49.809	110.0	28.569	114.3	1:44.056	
2 -	26.260	123.6	49.839	110.4	28.475	113.9	1:44.574	7 -	25.492	122.0	49.765	109.8	28.372	115.9	1:43.629
3 -	25.667	122.0	49.696	108.6	28.598	114.3	1:43.961	8 -	25.835	124.3	49.892	110.6	28.334	115.5	1:44.061
4 -	25.556	121.1	49.927	108.4	29.409	90.4	1:44.892	9 -	25.386	123.8	49.777	109.7	28.271	115.1	1:43.434
5 -	37.248	73.1	1:23.435	63.1	44.965	114.5	2:45.648	10 -	25.512	122.0	49.638	109.5	28.248	115.3	1:43.398
36	Luke WILLIAMS		S Williams Racing												
1 -	123.4	51.390	108.8	29.050	113.4	1:53.558	2 -	25.839	120.5	50.769	108.4	28.897	113.5	1:45.505	
44	Mark HARPER		S InterMotorsport												
1 -	121.8	52.417	106.5	29.368	111.3	1:56.494	6 -	26.308	120.5	51.567	106.0	29.199	111.3	1:47.074	
2 -	26.345	120.3	1:03.809	105.4	30.184	111.1	2:00.338	7 -	40.788	110.7	52.644	107.0	29.783	110.7	2:03.215
3 -	26.621	117.5	52.287	105.5	30.052	111.1	1:48.960	8 -	26.537	117.1	51.905	105.7	29.786	111.3	1:48.228
4 -	26.933	118.6	52.878	105.4	30.276	111.1	1:50.087	9 -	26.612	118.1	51.953	106.7	29.727	111.7	1:48.292
5 -	27.392	113.6	1:08.404	77.7	44.971	111.3	2:20.767	10 -	26.761	118.6	51.630	105.7	29.864	111.3	1:48.255
77	Antti BURI		C LMS Racing OY												
1 -	124.5	51.409	108.4	28.732	115.1	1:52.845	6 -	26.103	121.1	50.109	107.0	28.684	113.0	1:44.896	
2 -	26.382	120.9	50.771	107.4	28.777	113.7	1:45.930	7 -	26.002	119.8	49.840	107.9	28.758	112.6	1:44.600
3 -	25.850	122.0	51.357	107.5	28.988	113.0	1:46.195	8 -	25.798	119.2	49.912	106.9	28.720	112.4	1:44.430

Oulton Park International
Circuit Length = 2.6920 miles
Start: 17:04 End: 17:24

Weather / Track : Bright / Dry

MSA Formula Ford Championship of Great Britain
RACE 10 - ROUND 3 - SECTOR ANALYSIS

4 -	26.318	122.9	50.511	108.1	30.247	93.9	1:47.076	9 -	26.421	124.3	50.121	107.9	28.608	113.2	1:45.150																
5 -	33.797	73.3	1:23.245	63.2	44.978	112.6	2:42.020	10 -	25.746	121.8	49.952	107.9	28.693	112.2	1:44.391																
88	Rogier DE WIT															C	Getem Racing														
1 -		122.7	50.125	106.4	28.529	113.2	1:49.490	6 -	25.310	123.8	49.280	108.4	28.274	113.5	1:42.864																
2 -	25.551	123.6	49.824	108.4	28.650	115.3	1:44.025	7 -	25.233	124.0	49.473	108.6	28.740	113.2	1:43.446																
3 -	25.296	124.0	50.178	108.4	28.425	114.1	1:43.899	8 -	25.771	122.9	49.140	107.7	28.381	112.6	1:43.292																
4 -	25.300	124.0	49.325	107.4	28.567	97.8	1:43.192	9 -	25.499	123.1	49.010	108.1	28.375	113.9	1:42.884																
5 -	39.379	73.6	1:23.891	68.9	45.820	114.1	2:49.090	10 -	25.279	123.6	49.200	107.4	28.409	113.2	1:42.888																
99	Chrissy PALMER															C	Juno														
1 -		122.9	50.031	107.5	28.598	114.9	1:50.017	6 -	25.628	122.9	49.195	108.4	28.761	112.6	1:43.584																
2 -	25.747	122.0	49.398	109.5	28.762	114.1	1:43.907	7 -	25.822	123.1	49.939	105.8	29.078	112.0	1:44.839																
3 -	26.039	122.0	49.473	108.8	28.531	114.7	1:44.043	8 -	26.020	120.7	49.519	108.9	28.305	115.1	1:43.844																
4 -	25.408	123.4	49.378	107.5	28.684	96.6	1:43.470	9 -	25.695	121.6	49.278	108.2	28.399	114.1	1:43.372																
5 -	40.096	61.0	1:23.559	69.3	45.379	112.6	2:49.034	10 -	25.517	122.2	49.113	107.7	28.753	113.2	1:43.383																

MSA Formula Ford Championship of Great Britain
RACE 10 - ROUND 3 - BEST SECTOR TIMES

SECTOR 1			SECTOR 2			SECTOR 3			IDEAL / BEST COMPARISON						
POS	NO	NAME	TIME	NO	NAME	TIME	NO	NAME	TIME	POS	NO	NAME	IDEAL	BEST	DIFF
1	2	COLE	25.092	7	FINDLAY	48.511	7	FINDLAY	28.065	1	7	FINDLAY	1:41.698	1:41.831	0.133
2	7	FINDLAY	25.122	21	NEWGARDEN	48.840	21	NEWGARDEN	28.079	2	21	NEWGARDEN	1:42.058	1:42.221	0.163
3	21	NEWGARDEN	25.139	2	COLE	48.860	2	COLE	28.149	3	2	COLE	1:42.101	1:42.145	0.044
4	17	STUART	25.140	3	HILL	48.964	17	STUART	28.188	4	3	HILL	1:42.424	1:42.620	0.196
5	88	DE WIT	25.233	11	CAMMISH	48.976	3	HILL	28.214	5	17	STUART	1:42.470	1:42.736	0.266
6	3	HILL	25.246	88	DE WIT	49.010	11	CAMMISH	28.218	6	11	CAMMISH	1:42.484	1:43.070	0.586
7	6	BARKER	25.272	9	BARRABLE	49.011	6	BARKER	28.223	7	88	DE WIT	1:42.517	1:42.864	0.347
8	11	CAMMISH	25.290	12	ERICKSON	49.050	12	ERICKSON	28.226	8	12	ERICKSON	1:42.659	1:42.866	0.207
9	4	MCKENNA	25.305	99	PALMER	49.113	28	VERNON	28.248	9	9	BARRABLE	1:42.770	1:42.855	0.085
10	10	JONES	25.356	17	STUART	49.142	88	DE WIT	28.274	10	99	PALMER	1:42.826	1:43.372	0.546
11	12	ERICKSON	25.383	10	JONES	49.359	99	PALMER	28.305	11	10	JONES	1:43.058	1:43.148	0.090
12	28	VERNON	25.386	6	BARKER	49.616	10	JONES	28.343	12	6	BARKER	1:43.111	1:43.153	0.042
13	9	BARRABLE	25.389	28	VERNON	49.638	9	BARRABLE	28.370	13	28	VERNON	1:43.272	1:43.398	0.126
14	99	PALMER	25.408	5	GAMBERINI	49.670	4	MCKENNA	28.455	14	4	MCKENNA	1:43.594	1:44.139	0.545
15	5	GAMBERINI	25.467	25	MILLS	49.781	5	GAMBERINI	28.511	15	5	GAMBERINI	1:43.648	1:43.890	0.242
16	19	DE ZILLE	25.567	4	MCKENNA	49.834	77	BURI	28.608	16	25	MILLS	1:44.182	1:44.368	0.186
17	25	MILLS	25.724	77	BURI	49.840	19	DE ZILLE	28.664	17	77	BURI	1:44.194	1:44.391	0.197
18	77	BURI	25.746	14	JAFFER	49.960	25	MILLS	28.677	18	19	DE ZILLE	1:44.325	1:44.471	0.146
19	14	JAFFER	25.828	19	DE ZILLE	50.094	36	WILLIAMS	28.897	19	14	JAFFER	1:44.715	1:44.865	0.150
20	36	WILLIAMS	25.839	36	WILLIAMS	50.769	14	JAFFER	28.927	20	36	WILLIAMS	1:45.505	1:45.505	0.000
21	44	HARPER	26.308	44	HARPER	51.567	44	HARPER	29.199	21	44	HARPER	1:47.074	1:47.074	0.000
22	13	WILSON	28.252	13	WILSON	57.123	13	WILSON	31.553	22	13	WILSON	1:56.928		
											Perfect Lap		1:41.668		

MSA Formula Ford Championship of Great Britain
RACE 10 - ROUND 3 - SPEED TRAPS

SECTOR 1				SECTOR 2			FINISH LINE			
POS	NO	NAME	MPH	NO	NAME	MPH	NO	NAME	MPH	
1	12	Daniel ERICKSON	128.1	2	James COLE	111.1	12	Daniel ERICKSON	118.1	
2	7	Garry FINDLAY	126.1	17	Leroy STUART	111.1	6	Ben BARKER	117.1	
3	2	James COLE	125.9	6	Ben BARKER	110.7	7	Garry FINDLAY	116.9	
4	10	Alex JONES	125.9	7	Garry FINDLAY	110.6	2	James COLE	116.7	
5	17	Leroy STUART	125.9	28	Kieran VERNON	110.6	5	Fabio GAMBERINI	116.5	
6	4	Patrick MCKENNA	125.7	5	Fabio GAMBERINI	110.2	9	Peter BARRABLE	116.5	
7	11	Daniel CAMMISH	125.7	10	Alex JONES	110.2	10	Alex JONES	116.5	
8	25	Jason MILLS	125.4	4	Patrick MCKENNA	110.0	17	Leroy STUART	116.5	
9	3	Josh HILL	124.7	12	Daniel ERICKSON	110.0	4	Patrick MCKENNA	116.3	
10	5	Fabio GAMBERINI	124.7	25	Jason MILLS	110.0	11	Daniel CAMMISH	115.9	
11	6	Ben BARKER	124.7	11	Daniel CAMMISH	109.7	28	Kieran VERNON	115.9	
12	9	Peter BARRABLE	124.5	3	Josh HILL	109.5	3	Josh HILL	115.3	
13	19	Dan DE ZILLE	124.5	9	Peter BARRABLE	109.5	88	Rogier DE WIT	115.3	
14	77	Antti BURI	124.5	21	Josef NEWGARDEN	109.5	19	Dan DE ZILLE	115.1	
15	28	Kieran VERNON	124.3	99	Chrissy PALMER	109.5	77	Antti BURI	115.1	
16	88	Rogier DE WIT	124.0	36	Luke WILLIAMS	108.8	99	Chrissy PALMER	115.1	
17	36	Luke WILLIAMS	123.4	19	Dan DE ZILLE	108.6	21	Josef NEWGARDEN	114.7	
18	99	Chrissy PALMER	123.4	88	Rogier DE WIT	108.6	25	Jason MILLS	114.7	
19	14	Zaamin JAFFER	122.7	77	Antti BURI	108.4	36	Luke WILLIAMS	113.5	
20	21	Josef NEWGARDEN	122.5	14	Zaamin JAFFER	107.2	14	Zaamin JAFFER	113.4	
21	44	Mark HARPER	121.8	44	Mark HARPER	107.0	44	Mark HARPER	111.7	
22	13	Darelle WILSON	113.7	13	Darelle WILSON	98.1	13	Darelle WILSON	101.7	

MSA Formula Ford Championship of Great Britain

RACE 10 - ROUND 3 - POSITION CHART

No	Name	Laps Pos	1	2	3	4	5	6	7	8	9	10
			21	Josef NEWGARDE	1	21	21	21	21	21	21	21
2	James COLE	2	2	2	2	2	2	2	2	2	2	2
17	Leroy STUART	3	17	11	11	11	11	11	11	11	7	7
11	Daniel CAMMISH	4	11	17	7	7	7	7	7	7	11	11
88	Rogier DE WIT	5	88	7	17	17	17	17	88	88	88	88
7	Garry FINDLAY	6	7	88	88	88	88	88	17	17	17	17
99	Chrissy PALMER	7	99	99	9	9	9	9	9	9	9	9
9	Peter BARRABLE	8	9	9	99	99	99	99	99	3	3	3
3	Josh HILL	9	3	3	3	3	3	3	3	12	12	12
12	Daniel ERICKSON	10	12	12	12	12	12	12	12	99	99	99
14	Zaamin JAFFER	11	14	28	28	28	28	28	28	28	28	28
28	Kieran VERNON	12	28	14	6	6	6	6	10	6	6	6
77	Antti BURI	13	77	6	77	10	10	10	6	77	4	4
6	Ben BARKER	14	6	77	10	77	77	77	77	4	5	5
36	Luke WILLIAMS	15	36	36	4	4	4	4	4	5	77	77
19	Dan DE ZILLE	16	19	10	25	19	19	19	5	19	19	19
10	Alex JONES	17	10	4	19	25	25	5	19	25	25	25
25	Jason MILLS	18	25	19	5	5	5	25	25	44	44	44
4	Patrick MCKENNA	19	4	5	44	44	44	44	44			
5	Fabio GAMBERINI	20	5	25								
44	Mark HARPER	21	44	44								
13	Darelle WILSON	22	13	13								