



MSA FORMULA FORD CHAMPIONSHIP OF GB

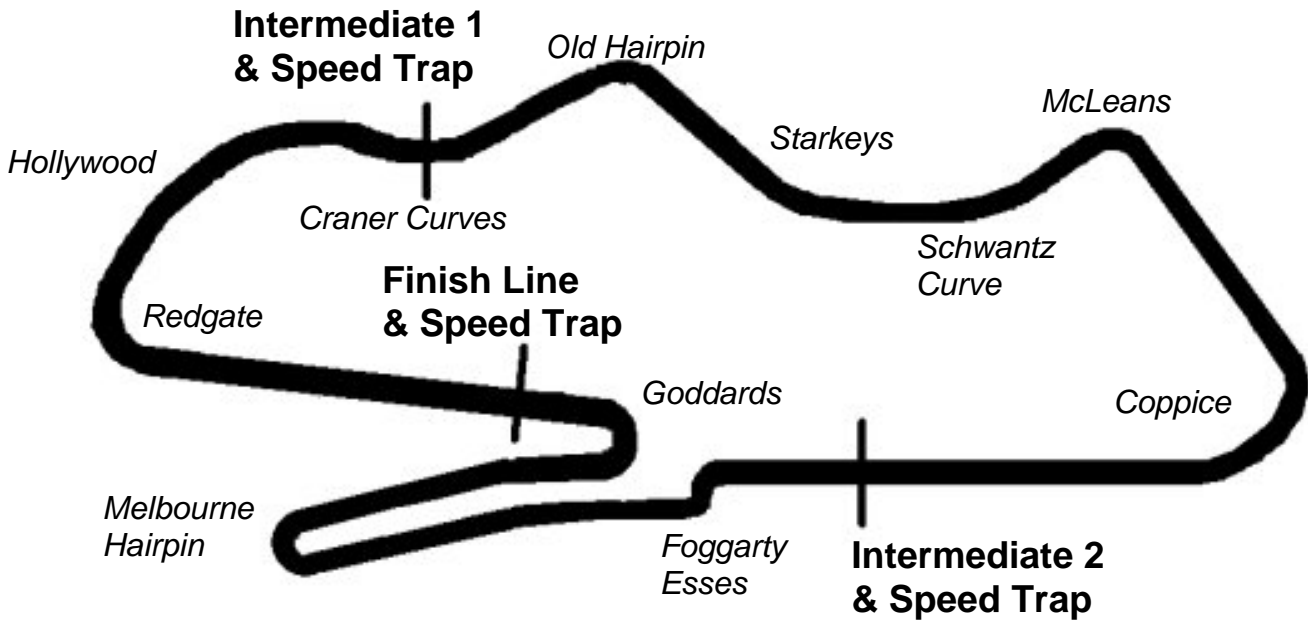
Round 1- , &\$ & &1
8 cb]b[hcb'DUf_ GP

&(h `& &) th GYdhYa VYf`2011



Results Provided by Timing Solutions Ltd
www.tsl-timing.com

DONINGTON PARK GP



Circuit Length: 2.4873 miles / 4003.0 metres
Intermediate 1: 941 metres
Intermediate 2: 2641 metres
Pit In: 3966 metres
Pit Out: 236 metres after Finish Line
Pit In – Pit Out: 264 metres, @ 50kph = 19.0s @ 60kph = 15.8s, @ 80kph = 11.8s

Dunlop MSA Formula Ford Championship of GB

QUALIFYING - RACE 1 - ROUND 19 - CLASSIFICATION

POS	NO	CL	DRIVER / TEAM	CAR	TIME	ON	LAPS	GAP	DIFF	MPH
1	2	C	Scott MALVERN (GBR) Jamun Racing	Mygale SJ11	1:33.035	12	12			96.24
2	3	C	Nick MCBRIDE (AUS) Jamun Racing	Mygale SJ11	1:33.072	10	12	0.037	0.037	96.20
3	28	C	Geoff UHRHANE (AUS) JTR	Mygale SJ11	1:33.360	11	11	0.325	0.288	95.91
4	1	C	Jeroen SLAGHEKKE (NED) Jamun Racing	Mygale SJ11	1:33.700	7	11	0.665	0.340	95.56
5	77	C	Antti BURI (FIN) Geva Racing	Mygale SJ11	1:33.958	8	11	0.923	0.258	95.30
6	17	C	Luke WILLIAMS (GBR) Luke Williams Racing	Mygale SJ10	1:34.089	7	8	1.054	0.131	95.17
7	19	C	Dan DE ZILLE (JEY) JTR	Mygale SJ11	1:34.161	11	11	1.126	0.072	95.09
8	5	C	Matthew PARRY (GBR) Fluid Motorsport	Van Diemen LA11	1:34.339	10	11	1.304	0.178	94.91
9	13	C	Philippe LAYAC (FRA) Enigma Motorsport/Rendez-Vous Racing	Mygale SJ10	1:34.343	10	11	1.308	0.004	94.91
10	4	C	Spike GODDARD (AUS) Jamun Racing	Mygale SJ11	1:34.436	8	11	1.401	0.093	94.82
11	15	S	Cavan CORCORAN (GBR) Getem Racing	Mygale SJ07	1:34.535	7	11	1.500	0.099	94.72
12	22	C	Neil ALBERICO (USA) Cliff Dempsey Racing	Ray GR 11	1:34.561	11	12	1.526	0.026	94.69
13	47	G	Steijn SCHOTHORST (NED) Geva Racing	Mygale SJ10	1:35.130	7	11	2.095	0.569	94.12
14	27	G	Jelle BEELEN (NED) Geva Racing	Mygale SJ09	1:35.522	11	11	2.487	0.392	93.74
15	18	S	Max MARSHALL (GBR) JTR	Mygale SJ09	1:35.641	8	11	2.606	0.119	93.62
16	29	C	Tristan MINGAY (GBR) JTR	Mygale SJ09	1:36.117	10	11	3.082	0.476	93.16
17	6	S	Matt RAO (GBR) Fluid Motorsport	Van Diemen LA08	1:38.952	11	11	5.917	2.835	90.49

Weather / Track : Cloudy / Dry

These results are provisional until the conclusion of any judicial and technical matters.

Donington Park GP

Circuit Length = 2.4873 miles

Start: 10:11 End: 10:33

Clerk of Course :		Timekeeper :
-------------------	--	--------------

Dunlop MSA Formula Ford Championship of GB

QUALIFYING - RACE 8 - ROUND 20 - 2ND FASTEST CLASSIFICATION

POS	NO	CL	DRIVER / TEAM	CAR	TIME	ON	LAPS	GAP	DIFF	MPH
1	2	C	Scott MALVERN (GBR) Jamun Racing	Mygale SJ11	1:33.234	10	12			96.04
2	3	C	Nick MCBRIDE (AUS) Jamun Racing	Mygale SJ11	1:33.474	8	12	0.240	0.240	95.79
3	28	C	Geoff UHRHANE (AUS) JTR	Mygale SJ11	1:33.641	10	11	0.407	0.167	95.62
4	1	C	Jeroen SLAGHEKKE (NED) Jamun Racing	Mygale SJ11	1:33.721	10	11	0.487	0.080	95.54
5	77	C	Antti BURI (FIN) Geva Racing	Mygale SJ11	1:33.963	10	11	0.729	0.242	95.29
6	19	C	Dan DE ZILLE (JEY) JTR	Mygale SJ11	1:34.280	9	11	1.046	0.317	94.97
7	17	C	Luke WILLIAMS (GBR) Luke Williams Racing	Mygale SJ10	1:34.297	8	8	1.063	0.017	94.96
8	13	C	Philippe LAYAC (FRA) Enigma Motorsport/Rendez-Vous Racing	Mygale SJ10	1:34.514	9	11	1.280	0.217	94.74
9	15	S	Cavan CORCORAN (GBR) Getem Racing	Mygale SJ07	1:34.546	8	11	1.312	0.032	94.71
10	5	C	Matthew PARRY (GBR) Fluid Motorsport	Van Diemen LA11	1:34.587	8	11	1.353	0.041	94.66
11	22	C	Neil ALBERICO (USA) Cliff Dempsey Racing	Ray GR 11	1:34.664	8	12	1.430	0.077	94.59
12	4	C	Spike GODDARD (AUS) Jamun Racing	Mygale SJ11	1:34.722	9	11	1.488	0.058	94.53
13	47	G	Steijn SCHOTHORST (NED) Geva Racing	Mygale SJ10	1:35.397	11	11	2.163	0.675	93.86
14	27	G	Jelle BEELEN (NED) Geva Racing	Mygale SJ09	1:35.790	7	11	2.556	0.393	93.48
15	18	S	Max MARSHALL (GBR) JTR	Mygale SJ09	1:35.869	7	11	2.635	0.079	93.40
16	29	C	Tristan MINGAY (GBR) JTR	Mygale SJ09	1:36.169	9	11	2.935	0.300	93.11
17	6	S	Matt RAO (GBR) Fluid Motorsport	Van Diemen LA08	1:39.231	10	11	5.997	3.062	90.23

Weather / Track : Cloudy / Dry

These results are provisional until the conclusion of any judicial and technical matters.

Donington Park GP

Circuit Length = 2.4873 miles

Start: 10:11 End: 10:33

Clerk of Course :

Timekeeper :

Dunlop MSA Formula Ford Championship of GB

QUALIFYING - RACE 12 - ROUND 21 - 3RD FASTEST CLASSIFICATION

POS	NO	CL	DRIVER / TEAM	CAR	TIME	ON	LAPS	GAP	DIFF	MPH
1	2	C	Scott MALVERN (GBR) Jamun Racing	Mygale SJ11	1:33.530	8	12			95.73
2	3	C	Nick MCBRIDE (AUS) Jamun Racing	Mygale SJ11	1:33.653	11	12	0.123	0.123	95.61
3	1	C	Jeroen SLAGHEKKE (NED) Jamun Racing	Mygale SJ11	1:33.931	9	11	0.401	0.278	95.33
4	77	C	Antti BURI (FIN) Geva Racing	Mygale SJ11	1:33.976	7	11	0.446	0.045	95.28
5	28	C	Geoff UHRHANE (AUS) JTR	Mygale SJ11	1:34.019	7	11	0.489	0.043	95.24
6	19	C	Dan DE ZILLE (JEY) JTR	Mygale SJ11	1:34.330	10	11	0.800	0.311	94.92
7	17	C	Luke WILLIAMS (GBR) Luke Williams Racing	Mygale SJ10	1:34.496	5	8	0.966	0.166	94.76
8	5	C	Matthew PARRY (GBR) Fluid Motorsport	Van Diemen LA11	1:34.733	9	11	1.203	0.237	94.52
9	15	S	Cavan CORCORAN (GBR) Getem Racing	Mygale SJ07	1:34.823	10	11	1.293	0.090	94.43
10	22	C	Neil ALBERICO (USA) Cliff Dempsey Racing	Ray GR 11	1:34.863	7	12	1.333	0.040	94.39
11	4	C	Spike GODDARD (AUS) Jamun Racing	Mygale SJ11	1:34.957	11	11	1.427	0.094	94.30
12	13	C	Philippe LAYAC (FRA) Enigma Motorsport/Rendez-Vous Racing	Mygale SJ10	1:34.973	8	11	1.443	0.016	94.28
13	47	G	Steijn SCHOTHORST (NED) Geva Racing	Mygale SJ10	1:35.487	6	11	1.957	0.514	93.77
14	27	G	Jelle BEELEN (NED) Geva Racing	Mygale SJ09	1:36.057	10	11	2.527	0.570	93.22
15	18	S	Max MARSHALL (GBR) JTR	Mygale SJ09	1:36.069	10	11	2.539	0.012	93.20
16	29	C	Tristan MINGAY (GBR) JTR	Mygale SJ09	1:37.294	8	11	3.764	1.225	92.03
17	6	S	Matt RAO (GBR) Fluid Motorsport	Van Diemen LA08	1:39.617	7	11	6.087	2.323	89.88

Weather / Track : Cloudy / Dry

These results are provisional until the conclusion of any judicial and technical matters.

Donington Park GP

Circuit Length = 2.4873 miles

Start: 10:11 End: 10:33

Clerk of Course :

Timekeeper :

Dunlop MSA Formula Ford Championship of GB
QUALIFYING - RACE 1 - ROUND 19 - SECTOR ANALYSIS

1	Jeroen SLAGHEKKE C Jamun Racing														
1-	41.833	50.8	1:03.512	66.8	1:01.043	56.5	2:46.388	7-	20.426	134.8	36.880	134.2	36.394	95.2	1:33.700
2-	31.393	72.0	54.881	101.2	43.349	89.2	2:09.623	8-	20.358	133.4	37.560	132.1	36.314	94.2	1:34.232
3-	21.577	121.6	38.716	131.3	38.659	92.6	1:38.952	9-	20.476	133.7	37.297	132.6	36.158	93.8	1:33.931
4-	20.866	128.6	37.763	133.2	36.482	94.2	1:35.111	10-	20.529	133.7	37.098	131.1	36.094	93.8	1:33.721
5-	20.894	132.6	37.029	132.1	36.692	95.1	1:34.615	11-	21.064	132.4	37.095	130.8	36.163	93.5	1:34.322
6-	20.508	135.0	37.359	132.6	36.425	94.6	1:34.292								
2	Scott MALVERN C Jamun Racing														
1-	35.301	70.6	1:01.965	80.3	54.845	66.4	2:32.111	7-	20.770	133.4	37.215	130.3	35.867	93.4	1:33.852
2-	30.387	74.3	53.669	81.7	43.559	87.2	2:07.615	8-	20.612	132.9	37.126	130.3	35.792	92.9	1:33.530
3-	22.098	116.3	40.260	127.6	37.776	92.9	1:40.134	9-	20.657	132.9	37.065	130.3	35.995	93.0	1:33.717
4-	20.871	133.7	37.593	130.6	36.924	92.7	1:35.388	10-	20.643	133.2	36.978	129.8	35.613	93.3	1:33.234
5-	20.749	133.4	37.405	130.1	35.994	93.4	1:34.148	11-	20.612	132.6	36.975	130.1	38.111	93.9	1:35.698
6-	20.666	133.9	39.289	130.8	36.966	92.9	1:36.921	12-	20.503	132.6	36.922	129.3	35.610	93.1	1:33.035
3	Nick MCBRIDE C Jamun Racing														
1-	35.471	53.0	1:02.126	70.8	53.669	69.0	2:31.266	7-	20.638	132.1	37.119	131.6	36.087	93.1	1:33.844
2-	31.047	68.3	53.466	101.1	43.030	89.6	2:07.543	8-	20.487	130.3	37.153	131.6	35.834	93.4	1:33.474
3-	22.169	118.6	40.304	120.3	37.814	91.8	1:40.287	9-	20.600	131.3	37.153	130.8	35.916	93.3	1:33.669
4-	20.959	131.3	37.612	131.6	36.916	93.0	1:35.487	10-	20.492	132.9	36.864	131.6	35.716	93.4	1:33.072
5-	20.653	132.6	37.084	131.6	36.142	93.1	1:33.879	11-	20.524	131.3	36.834	131.3	36.295	93.7	1:33.653
6-	20.533	133.2	37.333	129.1	39.624	93.1	1:37.490	12-	20.582	130.6	39.046	130.8	35.959	93.3	1:35.587
4	Spike GODDARD C Jamun Racing														
1-	33.699	65.9	1:01.996	78.6	55.553	63.5	2:31.248	7-	20.836	131.6	37.435	130.6	36.807	93.3	1:35.078
2-	31.714	69.3	54.185	87.2	45.180	84.8	2:11.079	8-	20.812	131.8	37.264	131.1	36.360	93.4	1:34.436
3-	23.749	111.8	40.089	126.1	39.822	91.4	1:43.660	9-	20.574	132.9	37.418	131.3	36.730	92.7	1:34.722
4-	21.374	122.9	38.699	131.8	37.515	93.7	1:37.588	10-	21.078	129.3	37.250	130.1	36.725	92.5	1:35.053
5-	20.827	129.8	38.501	132.9	41.673	92.2	1:41.001	11-	20.910	130.1	37.439	129.8	36.608	92.6	1:34.957
6-	20.834	131.3	37.967	129.6	37.621	92.1	1:36.422								
5	Matthew PARRY C Fluid Motorsport														
1-	32.443	71.7	58.303	80.3	56.344	65.8	2:27.090	7-	20.701	131.8	37.283	133.9	36.833	93.1	1:34.817
2-	30.315	70.7	54.637	90.9	43.669	90.6	2:08.621	8-	20.670	132.4	37.540	130.1	36.377	92.9	1:34.587
3-	22.452	111.3	40.374	128.3	38.085	91.8	1:40.911	9-	20.757	131.3	37.513	129.6	36.463	93.1	1:34.733
4-	21.327	124.7	38.404	129.1	37.434	93.0	1:37.165	10-	20.662	132.4	37.389	130.6	36.288	92.7	1:34.339
5-	21.000	124.7	38.364	130.3	36.685	93.4	1:36.049	11-	20.797	131.6	37.815	132.4	36.571	93.3	1:35.183
6-	20.737	132.6	37.364	133.4	36.840	93.3	1:34.941								
6	Matt RAO S Fluid Motorsport														
1-	32.237	70.5	58.936	69.2	59.172	55.2	2:30.345	7-	21.554	117.1	39.573	126.1	38.490	90.7	1:39.617
2-	31.793	69.3	56.227	75.4	44.149	88.7	2:12.169	8-	21.528	115.5	39.957	128.1	38.538	90.7	1:40.023
3-	23.031	103.9	41.899	128.1	39.971	89.2	1:44.901	9-	21.777	110.7	40.696	129.7	38.187	91.3	1:40.660
4-	22.214	110.0	40.701	125.2	38.977	90.7	1:41.892	10-	21.349	116.9	39.605	128.1	38.277	91.1	1:39.231
5-	21.646	117.3	39.786	128.6	38.895	90.6	1:40.327	11-	21.514	113.7	39.509	128.1	37.929	91.1	1:38.952
6-	21.564	116.1	40.331	127.8	38.713	91.3	1:40.608								
13	Philippe LAYAC C Enigma Motorsport/Rendez-Vous Racing														
1-	30.297	78.1	56.608	71.0	53.320	69.5	2:20.225	7-	20.929	129.1	37.411	131.8	36.991	93.4	1:35.331
2-	30.945	63.4	53.598	91.7	44.655	87.4	2:09.198	8-	20.789	128.1	37.319	132.4	36.865	92.9	1:34.973
3-	22.720	113.2	40.167	128.1	39.608	90.9	1:42.495	9-	20.707	130.6	37.263	131.6	36.544	93.8	1:34.514
4-	21.528	122.0	38.662	131.6	38.049	92.2	1:38.239	10-	20.602	129.1	36.989	132.9	36.752	93.3	1:34.343
5-	21.412	126.9	38.527	131.8	37.406	93.8	1:37.345	11-	20.678	129.8	37.651	131.1	36.886	93.7	1:35.215
6-	21.076	125.4	37.579	133.4	37.740	90.9	1:36.395								
15	Cavan CORCORAN S Getem Racing														
1-	30.303	74.8	55.733	72.9	53.605	68.9	2:19.641	7-	20.790	128.3	37.173	131.6	36.572	93.4	1:34.535
2-	30.646	71.2	53.246	89.4	43.339	90.5	2:07.231	8-	20.708	129.6	37.228	131.3	36.610	93.0	1:34.546
3-	22.124	114.9	39.746	119.2	39.090	90.9	1:40.960	9-	20.811	132.4	37.295	129.3	37.072	92.6	1:35.178
4-	21.498	122.7	38.177	130.1	37.331	92.5	1:37.006	10-	20.829	131.6	37.374	130.8	36.620	92.1	1:34.823
5-	21.595	120.1	39.454	128.6	38.649	93.7	1:39.698	11-	20.866	131.3	37.277	130.1	36.784	91.9	1:34.927

Weather / Track : Cloudy / Dry

Donington Park GP
 Circuit Length = 2.4873 miles
 Start: 10:11 End: 10:33

Dunlop MSA Formula Ford Championship of GB
QUALIFYING - RACE 1 - ROUND 19 - SECTOR ANALYSIS

6-	21.104	126.6	37.410	132.9	36.709	92.9	1:35.223								
17	Luke WILLIAMS						C	Luke Williams Racing							
1-	Out	72.0	53.229	96.1	42.495	90.6	2:00.500	5-	20.652	130.6	37.280	129.3	36.564	93.4	1:34.496
2-	22.073	120.9	39.835	116.3	39.639	92.9	1:41.547	6-	20.605	130.1	37.350	131.8	37.170	93.7	1:35.125
3-	21.079	126.9	37.884	131.6	36.737	92.7	1:35.700	7-	20.627	131.6	37.065	133.4	36.397	92.9	1:34.089
4-	20.924	129.3	37.386	131.3	37.407	93.9	1:35.717	8-	20.500	132.1	37.282	131.1	36.515	93.0	1:34.297
18	Max MARSHALL						S	JTR							
1-	30.427	77.9	58.810	77.8	57.208	59.6	2:26.445	7-	21.064	129.3	37.874	129.8	36.931	90.9	1:35.869
2-	31.081	68.7	56.421	74.3	45.061	89.0	2:12.563	8-	21.002	132.1	37.808	129.8	36.831	91.7	1:35.641
3-	22.567	110.9	41.421	130.8	40.369	91.5	1:44.357	9-	20.962	129.6	38.804	128.6	36.917	92.7	1:36.683
4-	21.849	106.9	40.139	128.8	38.237	92.1	1:40.225	10-	20.807	128.6	37.890	129.6	37.372	92.3	1:36.069
5-	21.327	125.7	38.612	130.3	37.619	92.5	1:37.558	11-	20.861	130.8	38.264	129.8	36.952	92.5	1:36.077
6-	21.222	123.8	38.308	130.6	37.338	92.5	1:36.868								
19	Dan DE ZILLE						C	JTR							
1-	27.767	77.5	54.234	76.3	48.756	82.8	2:10.757	7-	20.810	131.8	37.520	130.8	36.323	92.3	1:34.653
2-	25.010	94.1	48.704	122.9	46.063	82.3	1:59.777	8-	20.703	132.6	37.072	132.4	36.715	93.3	1:34.490
3-	25.175	89.2	47.037	124.5	42.051	89.1	1:54.263	9-	20.666	132.9	37.199	132.4	36.415	92.9	1:34.280
4-	22.625	111.3	40.843	127.8	37.744	92.1	1:41.212	10-	20.690	129.1	37.227	131.8	36.413	92.5	1:34.330
5-	21.788	117.7	39.092	133.4	37.422	93.0	1:38.302	11-	20.600	129.3	37.060	133.9	36.501	93.0	1:34.161
6-	20.941	129.8	37.672	131.3	37.905	92.5	1:36.518								
22	Neil ALBERICO						C	Cliff Dempsey Racing							
1-	30.377	67.2	53.475	114.5	41.475	89.6	2:05.327	7-	20.795	132.6	37.485	129.1	36.583	92.6	1:34.863
2-	22.351	110.6	39.961	127.8	38.454	90.4	1:40.766	8-	20.785	133.7	37.363	129.1	36.516	92.3	1:34.664
3-	21.284	129.1	38.350	128.3	37.185	91.5	1:36.819	9-	20.699	132.6	37.593	129.3	36.728	91.9	1:35.020
4-	20.980	131.3	38.120	128.3	37.079	91.4	1:36.179	10-	20.769	131.6	38.148	128.1	36.596	92.3	1:35.513
5-	20.942	130.8	37.692	129.1	36.959	91.7	1:35.593	11-	20.778	130.6	37.366	128.8	36.417	92.3	1:34.561
6-	20.804	132.6	37.428	129.3	36.793	92.2	1:35.025	12-	20.736	130.3	37.519	129.1	36.789	92.3	1:35.044
27	Jelle BEELEN						G	Geva Racing							
1-	34.690	56.3	1:01.613	72.0	59.565	55.0	2:35.868	7-	20.928	129.1	37.649	129.8	37.213	91.1	1:35.790
2-	31.501	68.2	56.291	81.8	43.197	85.8	2:10.989	8-	21.018	130.3	56.073	97.0	40.527	91.8	1:57.618
3-	23.505	107.5	40.929	126.6	39.204	89.5	1:43.638	9-	21.081	130.6	38.288	128.1	37.487	91.1	1:36.856
4-	23.505	110.6	39.872	127.3	37.808	90.9	1:41.185	10-	20.983	130.8	37.760	129.3	37.314	91.4	1:36.057
5-	21.357	122.5	38.379	128.6	37.420	91.1	1:37.156	11-	20.808	131.8	37.703	129.3	37.011	90.6	1:35.522
6-	21.084	125.9	37.847	129.3	37.450	90.9	1:36.381								
28	Geoff UHRHANE						C	JTR							
1-	27.376	79.6	56.698	70.8	53.960	63.1	2:18.034	7-	20.765	131.8	37.315	130.6	35.939	94.1	1:34.019
2-	30.178	69.3	54.473	95.6	42.596	90.0	2:07.247	8-	20.587	132.4	37.327	130.6	38.288	93.9	1:36.202
3-	21.912	119.4	39.517	127.6	38.656	94.2	1:40.085	9-	20.503	134.8	38.254	127.8	36.286	93.8	1:35.043
4-	21.195	127.6	38.229	131.8	36.847	94.1	1:36.271	10-	20.578	134.2	37.222	130.8	35.841	94.2	1:33.641
5-	20.800	132.9	38.313	130.6	37.551	93.8	1:36.664	11-	20.497	133.2	37.006	132.1	35.857	94.1	1:33.360
6-	20.801	133.7	37.593	130.1	36.100	94.2	1:34.494								
29	Tristan MINGAY						C	JTR							
1-	26.262	91.8	53.351	80.0	53.675	70.1	2:13.288	7-	21.148	129.8	38.035	129.1	43.522	91.1	1:42.705
2-	30.393	74.6	53.443	96.4	43.427	89.2	2:07.263	8-	21.234	123.1	38.608	129.6	37.452	92.1	1:37.294
3-	22.774	111.8	41.564	125.2	39.712	90.5	1:44.050	9-	21.002	128.1	37.973	129.3	37.194	92.5	1:36.169
4-	21.723	121.4	38.707	129.8	37.908	91.4	1:38.338	10-	20.863	131.8	38.150	129.3	37.104	92.5	1:36.117
5-	21.092	130.6	41.589	128.8	40.144	91.0	1:42.825	11-	20.882	132.1	39.139	128.1	ln		1:43.948 P
6-	21.220	127.3	38.572	128.3	38.178	90.0	1:37.970								
47	Steijn SCHOTHORST						G	Geva Racing							
1-	31.837	72.7	1:01.689	68.1	59.629	52.9	2:33.155	7-	20.811	129.8	37.435	130.3	36.884	93.1	1:35.130
2-	31.470	70.5	55.304	102.8	43.563	88.4	2:10.337	8-	20.878	131.8	37.880	129.6	36.935	92.2	1:35.693
3-	22.141	120.3	39.848	129.1	38.609	89.7	1:40.598	9-	20.883	131.8	38.022	128.6	ln		1:41.628 P
4-	21.451	131.1	38.264	130.6	37.243	91.9	1:36.958	10-	Out	124.0	39.997	130.8	37.084	91.8	2:02.627
5-	20.892	132.4	38.342	130.1	36.909	91.0	1:36.143	11-	20.902	130.3	37.591	129.6	36.904	92.3	1:35.397
6-	20.943	131.6	37.544	130.6	37.000	92.1	1:35.487								

Weather / Track : Cloudy / Dry

Donington Park GP
 Circuit Length = 2.4873 miles
 Start: 10:11 End: 10:33

Dunlop MSA Formula Ford Championship of GB
QUALIFYING - RACE 1 - ROUND 19 - SECTOR ANALYSIS

77	Antti BURI							C Geva Racing							
1 -	34.288	65.3	1:01.695	70.8	54.342	69.8	2:30.325	7 -	20.595	135.0	37.147	133.9	36.234	93.9	1:33.976
2 -	30.395	76.4	52.661	98.5	43.377	89.2	2:06.433	8 -	20.473	134.2	37.015	133.9	36.470	92.9	1:33.958
3 -	22.225	122.2	39.815	123.1	39.637	92.3	1:41.677	9 -	20.793	132.1	37.404	130.8	36.765	93.1	1:34.962
4 -	21.591	125.7	38.425	131.8	37.336	90.5	1:37.352	10 -	20.628	135.8	37.197	132.6	36.138	93.0	1:33.963
5 -	21.511	133.2	37.909	129.1	38.002	93.8	1:37.422	11 -	20.676	132.6	37.189	133.2	36.276	92.2	1:34.141
6 -	20.700	135.8	37.384	133.7	36.377	94.1	1:34.461								

Weather / Track : Cloudy / Dry

Donington Park GP
 Circuit Length = 2.4873 miles
 Start: 10:11 End: 10:33

Dunlop MSA Formula Ford Championship of GB

QUALIFYING - BEST SECTOR TIMES

SECTOR 1			SECTOR 2			SECTOR 3			IDEAL / BEST COMPARISON						
POS	NO	NAME	TIME	NO	NAME	TIME	NO	NAME	TIME	POS	NO	NAME	IDEAL	BEST	DIFF
1	1	SLAGHEKKE	20.358	3	MCBRIDE	36.834	2	MALVERN	35.610	1	2	MALVERN	1:33.035	1:33.035	0.000
2	77	BURI	20.473	1	SLAGHEKKE	36.880	3	MCBRIDE	35.716	2	3	MCBRIDE	1:33.037	1:33.072	0.035
3	3	MCBRIDE	20.487	2	MALVERN	36.922	28	UHRHANE	35.841	3	1	SLAGHEKKE	1:33.332	1:33.700	0.368
4	28	UHRHANE	20.497	13	LAYAC	36.989	1	SLAGHEKKE	36.094	4	28	UHRHANE	1:33.344	1:33.360	0.016
5	17	WILLIAMS	20.500	28	UHRHANE	37.006	77	BURI	36.138	5	77	BURI	1:33.626	1:33.958	0.332
6	2	MALVERN	20.503	77	BURI	37.015	5	PARRY	36.288	6	17	WILLIAMS	1:33.962	1:34.089	0.127
7	4	GODDARD	20.574	19	DE ZILLE	37.060	19	DE ZILLE	36.323	7	19	DE ZILLE	1:33.983	1:34.161	0.178
8	19	DE ZILLE	20.600	17	WILLIAMS	37.065	4	GODDARD	36.360	8	13	LAYAC	1:34.135	1:34.343	0.208
9	13	LAYAC	20.602	15	CORCORAN	37.173	17	WILLIAMS	36.397	9	4	GODDARD	1:34.184	1:34.436	0.252
10	5	PARRY	20.662	4	GODDARD	37.250	22	ALBERICO	36.417	10	5	PARRY	1:34.233	1:34.339	0.106
11	22	ALBERICO	20.699	5	PARRY	37.283	13	LAYAC	36.544	11	15	CORCORAN	1:34.453	1:34.535	0.082
12	15	CORCORAN	20.708	22	ALBERICO	37.363	15	CORCORAN	36.572	12	22	ALBERICO	1:34.479	1:34.561	0.082
13	18	MARSHALL	20.807	47	SCHOTHORST	37.435	18	MARSHALL	36.831	13	47	SCHOTHORST	1:35.130	1:35.130	0.000
14	27	BEELEN	20.808	27	BEELEN	37.649	47	SCHOTHORST	36.884	14	18	MARSHALL	1:35.446	1:35.641	0.195
15	47	SCHOTHORST	20.811	18	MARSHALL	37.808	27	BEELEN	37.011	15	27	BEELEN	1:35.468	1:35.522	0.054
16	29	MINGAY	20.863	29	MINGAY	37.973	29	MINGAY	37.104	16	29	MINGAY	1:35.940	1:36.117	0.177
17	6	RAO	21.349	6	RAO	39.509	6	RAO	37.929	17	6	RAO	1:38.787	1:38.952	0.165
												Perfect Lap		1:32.802	

Weather / Track : Cloudy / Dry

Donington Park GP
Circuit Length = 2.4873 miles
Start: 10:11 End: 10:33

Dunlop MSA Formula Ford Championship of GB


QUALIFYING - SPEED TRAPS

SECTOR 1				SECTOR 2			FINISH LINE		
POS	NO	NAME	MPH	NO	NAME	MPH	NO	NAME	MPH
1	77	Antti BURI	135.8	1	Jeroen SLAGHEKKE	134.2	1	Jeroen SLAGHEKKE	95.2
2	1	Jeroen SLAGHEKKE	135.0	5	Matthew PARRY	133.9	28	Geoff UHRHANE	94.2
3	28	Geoff UHRHANE	134.8	19	Dan DE ZILLE	133.9	77	Antti BURI	94.1
4	2	Scott MALVERN	133.9	77	Antti BURI	133.9	2	Scott MALVERN	93.9
5	22	Neil ALBERICO	133.7	13	Philippe LAYAC	133.4	17	Luke WILLIAMS	93.9
6	3	Nick MCBRIDE	133.2	17	Luke WILLIAMS	133.4	13	Philippe LAYAC	93.8
7	4	Spike GODDARD	132.9	4	Spike GODDARD	132.9	3	Nick MCBRIDE	93.7
8	19	Dan DE ZILLE	132.9	15	Cavan CORCORAN	132.9	4	Spike GODDARD	93.7
9	5	Matthew PARRY	132.6	28	Geoff UHRHANE	132.1	15	Cavan CORCORAN	93.7
10	15	Cavan CORCORAN	132.4	3	Nick MCBRIDE	131.6	5	Matthew PARRY	93.4
11	47	Steijn SCHOTHORST	132.4	2	Scott MALVERN	130.8	19	Dan DE ZILLE	93.3
12	17	Luke WILLIAMS	132.1	18	Max MARSHALL	130.8	47	Steijn SCHOTHORST	93.1
13	18	Max MARSHALL	132.1	47	Steijn SCHOTHORST	130.8	18	Max MARSHALL	92.7
14	29	Tristan MINGAY	132.1	27	Jelle BEELEN	129.8	22	Neil ALBERICO	92.6
15	27	Jelle BEELEN	131.8	29	Tristan MINGAY	129.8	29	Tristan MINGAY	92.5
16	13	Philippe LAYAC	130.6	22	Neil ALBERICO	129.3	27	Jelle BEELEN	91.8
17	6	Matt RAO	117.3	6	Matt RAO	129.1	6	Matt RAO	91.3

Weather / Track : Cloudy / Dry

Donington Park GP
 Circuit Length = 2.4873 miles
 Start: 10:11 End: 10:33

Dunlop MSA Formula Ford Championship of GB
RACE 1 - ROUND 19 - GRID

ROW 9	1:38.952 6 Matt RAO	1:36.117 29 Tristan MINGAY
ROW 8	1:35.641 18 Max MARSHALL	1:35.522 27 Jelle BEELEN
ROW 7	1:35.130 47 Steijn SCHOTHORST	1:34.561 22 Neil ALBERICO
ROW 6	1:34.535 15 Cavan CORCORAN	1:34.436 4 Spike GODDARD
ROW 5	1:34.343 13 Philippe LAYAC	1:34.339 5 Matthew PARRY
ROW 4	1:34.161 19 Dan DE ZILLE	1:34.089 17 Luke WILLIAMS
ROW 3	1:33.958 77 Antti BURI	1:33.700 1 Jeroen SLAGHEKKE
ROW 2	1:33.360 28 Geoff UHRHANE	1:33.072 3 Nick MCBRIDE
ROW 1	1:33.035 2 Scott MALVERN	
Pole		
		

Donington Park GP
 Circuit Length = 2.4873 miles

These results are provisional until the conclusion of any judicial and technical matters.

Clerk of Course :		Timekeeper :
-------------------	--	--------------

Dunlop MSA Formula Ford Championship of GB
RACE 8 - ROUND 20 - GRID


ROW 9	1:39.231 6 Matt RAO	1:36.169 29 Tristan MINGAY
ROW 8	1:35.869 18 Max MARSHALL	1:35.790 27 Jelle BEELEN
ROW 7	1:35.397 47 Steijn SCHOTHORST	1:34.722 4 Spike GODDARD
ROW 6	1:34.664 22 Neil ALBERICO	1:34.587 5 Matthew PARRY
ROW 5	1:34.546 15 Cavan CORCORAN	1:34.514 13 Philippe LAYAC
ROW 4	1:34.297 17 Luke WILLIAMS	1:34.280 19 Dan DE ZILLE
ROW 3	1:33.963 77 Antti BURI	1:33.721 1 Jeroen SLAGHEKKE
ROW 2	1:33.641 28 Geoff UHRHANE	1:33.474 3 Nick MCBRIDE
ROW 1	1:33.234 2 Scott MALVERN	
Pole		

Donington Park GP
 Circuit Length = 2.4873 miles

These results are provisional until the conclusion of any judicial and technical matters.

Clerk of Course :	Timekeeper :
-------------------	--------------

Dunlop MSA Formula Ford Championship of GB
RACE 12 - ROUND 21 - GRID

ROW 9	1:39.617 6 Matt RAO	1:37.294 29 Tristan MINGAY
ROW 8	1:36.069 18 Max MARSHALL	1:36.057 27 Jelle BEELEN
ROW 7	1:35.487 47 Steijn SCHOTHORST	1:34.973 13 Philippe LAYAC
ROW 6	1:34.957 4 Spike GODDARD	1:34.863 22 Neil ALBERICO
ROW 5	1:34.823 15 Cavan CORCORAN	1:34.733 5 Matthew PARRY
ROW 4	1:34.496 17 Luke WILLIAMS	1:34.330 19 Dan DE ZILLE
ROW 3	1:34.019 28 Geoff UHRHANE	1:33.976 77 Antti BURI
ROW 2	1:33.931 1 Jeroen SLAGHEKKE	1:33.653 3 Nick MCBRIDE
ROW 1	1:33.530 2 Scott MALVERN	
Pole		
		

Donington Park GP
 Circuit Length = 2.4873 miles

These results are provisional until the conclusion of any judicial and technical matters.

Clerk of Course :		Timekeeper :
-------------------	--	--------------

Dunlop MSA Formula Ford Championship of GB

RACE 1 - ROUND 19 - CLASSIFICATION

POS	NO	CL	DRIVER / TEAM	CAR	LAPS	TIME	GAP	DIFF	MPH	BEST	ON
1	2	C	Scott MALVERN (GBR) Jamun Racing	Mygale SJ11	12	18:46.468			95.38	1:33.263	6
2	3	C	Nick MCBRIDE (AUS) Jamun Racing	Mygale SJ11	12	18:49.305	2.837	2.837	95.15	1:33.223	5
3	1	C	Jeroen SLAGHEKKE (NED) Jamun Racing	Mygale SJ11	12	18:53.595	7.127	4.290	94.79	1:33.279	12
4	19	C	Dan DE ZILLE (JEY) JTR	Mygale SJ11	12	19:00.056	13.588	6.461	94.25	1:33.810	11
5	5	C	Matthew PARRY (GBR) Fluid Motorsport	Van Diemen LA11	12	19:02.348	15.880	2.292	94.06	1:34.306	11
6	17	C	Luke WILLIAMS (GBR) Luke Williams Racing	Mygale SJ10	12	19:08.680	22.212	6.332	93.54	1:34.227	6
7	22	C	Neil ALBERICO (USA) Cliff Dempsey Racing	Ray GR 11	12	19:09.284	22.816	0.604	93.49	1:34.038	6
8	47	G	Steijn SCHOTHORST (NED) Geva Racing	Mygale SJ10	12	19:10.964	24.496	1.680	93.35	1:34.621	6
9	27	G	Jelle BEELEN (NED) Geva Racing	Mygale SJ09	12	19:13.171	26.703	2.207	93.18	1:34.542	11
10	13	C	Philippe LAYAC (FRA) Enigma Motorsport/Rendez-Vous Racing	Mygale SJ10	12	19:21.912	35.444	8.741	92.47	1:35.438	4
11	4	C	Spike GODDARD (AUS) Jamun Racing	Mygale SJ11	12	19:22.346	35.878	0.434	92.44	1:34.966	7
12	18	S	Max MARSHALL (GBR) JTR	Mygale SJ09	12	19:35.776	49.308	13.430	91.38	1:35.525	4
13	6	S	Matt RAO (GBR) Fluid Motorsport	Van Diemen LA08	12	20:04.401	1:17.933	28.625	89.21	1:38.341	8

NOT CLASSIFIED

DNF	29	C	Tristan MINGAY (GBR) JTR	Mygale SJ09	8	12:56.854	4 laps	4 laps	92.21	1:34.972	7
DNF	28	C	Geoff UHRHANE (AUS) JTR	Mygale SJ11	6	9:30.666	6 laps	2 laps	94.14	1:33.783	5
DNF	77	C	Antti BURI (FIN) Geva Racing	Mygale SJ11	6	9:31.042	6 laps	0.376	94.08	1:33.721	5
DNF	15	S	Cavan CORCORAN (GBR) Cliff Dempsey Racing	Ray GR10	0						

FASTEST LAP

3	C	Nick MCBRIDE (AUS) Jamun Racing	Mygale SJ11	5	1:33.223	96.05 mph	154.58 kph
27	G	Jelle BEELEN (NED) Geva Racing	Mygale SJ09	11	1:34.542	94.71 mph	152.42 kph
18	S	Max MARSHALL (GBR) JTR	Mygale SJ09	4	1:35.525	93.73 mph	150.85 kph

Weather / Track : Cloudy / Dry

These results are provisional until the conclusion of any judicial and technical matters.

Donington Park GP

Circuit Length = 2.4873 miles

Start: 14:53 End: 15:14

Clerk of Course :

Timekeeper :

Dunlop MSA Formula Ford Championship of GB
RACE 1 - ROUND 19 - LAP CHART

Lap 1			Lap 2			Lap 3			Lap 4			Lap 5		
No	Behind	Laptime	No	Behind	Laptime	No	Behind	Laptime	No	Behind	Laptime	No	Behind	Laptime
2		1:37.825	2		1:33.694	2		1:33.972	2		1:33.443	2		1:33.345
3	0.537	1:38.362	3	0.613	1:33.770	3	0.377	1:33.736	3	0.612	1:33.678	3	0.490	1:33.223
28	1.006	1:38.831	28	1.510	1:34.198	77	2.187	1:34.347	28	3.811	1:35.043	28	4.249	1:33.783
77	1.248	1:39.073	77	1.812	1:34.258	28	2.211	1:34.673	77	4.161	1:35.417	77	4.537	1:33.721
1	2.905	1:40.730	1	3.358	1:34.147	1	3.247	1:33.861	1	4.387	1:34.583	1	5.467	1:34.425
19	3.247	1:41.072	19	3.988	1:34.435	19	4.041	1:34.025	19	4.849	1:34.251	19	6.948	1:35.444
17	3.580	1:41.405	17	4.608	1:34.722	5	5.258	1:34.431	5	6.533	1:34.718	5	8.254	1:35.066
5	3.790	1:41.615	5	4.799	1:34.703	17	5.911	1:35.275	17	8.427	1:35.959	17	10.294	1:35.212
13	4.791	1:42.616	22	7.244	1:35.763	22	7.806	1:34.534	22	9.058	1:34.695	22	11.420	1:35.707
22	5.175	1:43.000	47	7.516	1:35.443	47	9.735	1:36.191	47	11.282	1:34.990	47	12.730	1:34.793
47	5.767	1:43.592	13	7.676	1:36.579	27	10.211	1:35.586	27	11.834	1:35.066	27	13.281	1:34.792
29	6.086	1:43.911	27	8.597	1:35.501	13	11.366	1:37.662	13	13.361	1:35.438	13	16.301	1:36.285
27	6.790	1:44.615	18	9.439	1:35.778	18	11.705	1:36.238	18	13.787	1:35.525	29	18.515	1:36.371
18	7.355	1:45.180	29	11.750	1:39.358	29	13.695	1:35.917	29	15.489	1:35.237	4	18.815	1:35.693
4	9.956	1:47.781	4	12.354	1:36.092	4	13.965	1:35.583	4	16.467	1:35.945	18	26.529	1:46.087
6	13.022	1:50.847	6	20.847	1:41.519	6	27.050	1:40.175	6	33.153	1:39.546	6	38.804	1:38.996

Weather / Track : Cloudy / Dry

Donington Park GP
 Circuit Length = 2.4873 miles
 Start: 14:53 End: 15:14

Dunlop MSA Formula Ford Championship of GB
RACE 1 - ROUND 19 - LAP CHART

Lap 6			Lap 7			Lap 8			Lap 9			Lap 10		
No	Behind	Laptime	No	Behind	Laptime	No	Behind	Laptime	No	Behind	Laptime	No	Behind	Laptime
2		1:33.263	2		1:33.550	2		1:33.422	2		1:33.427	2		1:33.295
3	0.836	1:33.609	3	0.968	1:33.682	3	1.055	1:33.509	3	1.013	1:33.385	3	1.761	1:34.043
28	5.124	1:34.138	1	6.484	1:34.358	1	7.040	1:33.978	1	6.898	1:33.285	1	7.053	1:33.450
77	5.500	1:34.226	19	9.025	1:34.444	19	10.364	1:34.761	19	11.102	1:34.165	19	12.389	1:34.582
1	5.676	1:33.472	5	10.566	1:34.629	5	11.706	1:34.562	5	12.686	1:34.407	5	13.923	1:34.532
19	8.131	1:34.446	22	14.832	1:36.187	17	16.886	1:35.367	17	18.587	1:35.128	17	19.740	1:34.448
5	9.487	1:34.496	17	14.941	1:37.233	22	17.339	1:35.929	22	19.030	1:35.118	22	20.179	1:34.444
17	11.258	1:34.227	47	15.736	1:35.198	47	17.731	1:35.417	47	19.609	1:35.305	47	21.133	1:34.819
22	12.195	1:34.038	27	17.755	1:35.864	27	19.873	1:35.540	27	21.423	1:34.977	27	23.296	1:35.168
47	14.088	1:34.621	13	21.274	1:35.883	29	24.340	1:35.853	13	28.145	1:37.112	4	30.220	1:34.991
27	15.441	1:35.423	29	21.909	1:34.972	13	24.460	1:36.608	4	28.524	1:37.069	13	30.524	1:35.674
13	18.941	1:35.903	4	22.213	1:34.966	4	24.882	1:36.091	18	38.913	1:36.633	18	41.973	1:36.355
29	20.487	1:35.235	18	32.146	1:36.342	18	35.707	1:36.983	6	1:00.888	1:39.307	6	1:06.363	1:38.770
4	20.797	1:35.245	6	50.089	1:39.114	6	55.008	1:38.341						
18	29.354	1:36.088												
6	44.525	1:38.984												

Weather / Track : Cloudy / Dry

Donington Park GP
 Circuit Length = 2.4873 miles
 Start: 14:53 End: 15:14

Dunlop MSA Formula Ford Championship of GB
RACE 1 - ROUND 19 - LAP CHART

Lap 11			Lap 12		
No	Behind	Laptime	No	Behind	Laptime
2		1:33.704	2		1:33.528
3	2.461	1:34.404	3	2.837	1:33.904
1	7.376	1:34.027	1	7.127	1:33.279
19	12.495	1:33.810	19	13.588	1:34.621
5	14.525	1:34.306	5	15.880	1:34.883
17	21.321	1:35.285	17	22.212	1:34.419
22	22.002	1:35.527	22	22.816	1:34.342
47	23.169	1:35.740	47	24.496	1:34.855
27	24.134	1:34.542	27	26.703	1:36.097
4	32.602	1:36.086	13	35.444	1:36.348
13	32.624	1:35.804	4	35.878	1:36.804
18	45.268	1:36.999	18	49.308	1:37.568
6	1:11.771	1:39.112	6	1:17.933	1:39.690

Weather / Track : Cloudy / Dry

Donington Park GP
 Circuit Length = 2.4873 miles
 Start: 14:53 End: 15:14

Dunlop MSA Formula Ford Championship of GB
RACE 1 - ROUND 19 - SECTOR ANALYSIS

1	Jeroen SLAGHEKKE				C Jamun Racing										
1-	119.8	38.546	133.2	37.001	93.4	1:40.730	7-	20.488	130.8	37.195	132.9	36.675	93.3	1:34.358	
2-	20.715	133.7	37.359	131.6	36.073	93.7	1:34.147	8-	20.540	133.2	37.293	130.1	36.145	94.1	1:33.978
3-	20.376	135.0	37.037	132.1	36.448	94.1	1:33.861	9-	20.427	133.2	37.063	130.3	35.795	93.3	1:33.285
4-	20.552	129.6	37.217	126.9	36.814	94.8	1:34.583	10-	20.498	133.9	37.146	130.6	35.806	93.7	1:33.450
5-	20.810	133.2	37.009	132.1	36.606	93.5	1:34.425	11-	20.368	133.4	36.999	131.1	36.660	93.9	1:34.027
6-	20.389	133.4	36.891	133.2	36.192	95.1	1:33.472	12-	20.471	134.2	36.994	130.6	35.814	93.8	1:33.279
2	Scott MALVERN				C Jamun Racing										
1-	130.1	37.791	129.1	36.160	92.6	1:37.825	7-	20.575	132.9	36.984	130.1	35.991	93.3	1:33.550	
2-	20.630	133.9	37.185	130.1	35.879	93.1	1:33.694	8-	20.602	132.9	36.930	130.1	35.890	93.1	1:33.422
3-	20.944	131.1	37.156	130.3	35.872	92.7	1:33.972	9-	20.601	132.9	36.929	129.8	35.897	93.0	1:33.427
4-	20.719	132.9	37.050	130.3	35.674	93.1	1:33.443	10-	20.589	133.2	36.925	129.8	35.781	93.0	1:33.295
5-	20.657	133.7	37.007	129.8	35.681	93.4	1:33.345	11-	20.612	133.4	37.198	130.1	35.894	93.0	1:33.704
6-	20.626	133.4	36.903	130.1	35.734	93.4	1:33.263	12-	20.594	132.9	37.023	130.1	35.911	92.1	1:33.528
3	Nick MCBRIDE				C Jamun Racing										
1-	131.8	37.632	129.1	36.218	92.7	1:38.362	7-	20.620	131.8	37.012	131.7	36.050	92.6	1:33.682	
2-	20.663	133.2	37.231	130.6	35.876	93.0	1:33.770	8-	20.547	132.1	36.965	130.6	35.997	92.5	1:33.509
3-	20.491	129.3	37.321	130.1	35.924	92.7	1:33.736	9-	20.569	132.9	36.893	131.7	35.923	92.9	1:33.385
4-	20.733	132.4	37.085	130.3	35.860	92.7	1:33.678	10-	20.559	132.1	37.138	130.3	36.346	92.1	1:34.043
5-	20.542	133.9	36.954	131.7	35.727	93.1	1:33.223	11-	20.637	131.6	37.619	129.3	36.148	92.5	1:34.404
6-	20.543	132.9	37.136	130.6	35.930	92.7	1:33.609	12-	20.672	131.8	37.306	129.6	35.926	92.1	1:33.904
4	Spike GODDARD				C Jamun Racing										
1-	124.5	38.758	129.3	43.091		1:47.781	7-							1:34.966	
2-						1:36.092	8-							1:36.091	
3-						1:35.583	9-							1:37.069	
4-						1:35.945	10-							1:34.991	
5-						1:35.693	11-							1:36.086	
6-						1:35.245	12-							1:36.804	
5	Matthew PARRY				C Fluid Motorsport										
1-	123.8	38.383	132.4	37.489	93.7	1:41.615	7-	20.727	132.1	37.417	129.8	36.485	92.6	1:34.629	
2-	20.729	131.8	37.341	132.6	36.633	93.1	1:34.703	8-	20.756	132.4	37.508	129.8	36.298	92.2	1:34.562
3-	20.698	133.2	37.463	130.3	36.270	92.9	1:34.431	9-	20.715	131.8	37.319	129.8	36.373	91.9	1:34.407
4-	20.742	131.6	37.465	130.3	36.511	92.7	1:34.718	10-	20.763	131.6	37.322	129.8	36.447	92.9	1:34.532
5-	20.746	132.1	37.739	128.8	36.581	92.6	1:35.066	11-	20.633	133.4	37.466	129.6	36.207	92.5	1:34.306
6-	20.787	131.8	37.411	130.1	36.298	93.0	1:34.496	12-	20.807	132.4	37.624	129.3	36.452	86.7	1:34.883
6	Matt RAO				S Fluid Motorsport										
1-	118.8	41.957	125.7	40.267	89.7	1:50.847	7-	21.318	120.9	39.031	127.1	38.765	90.7	1:39.114	
2-	21.760	119.0	40.681	127.1	39.078	90.1	1:41.519	8-	21.317	124.7	38.855	127.3	38.169	91.3	1:38.341
3-	21.503	123.6	40.313	126.9	38.359	90.9	1:40.175	9-	21.219	125.7	39.385	125.0	38.703	90.9	1:39.307
4-	21.585	122.0	39.669	126.9	38.292	90.5	1:39.546	10-	21.474	125.7	39.160	127.6	38.136	90.4	1:38.770
5-	21.279	120.5	39.524	126.6	38.193	91.3	1:38.996	11-	21.444	124.0	38.995	126.9	38.673	90.2	1:39.112
6-	21.440	122.7	39.142	126.9	38.402	90.4	1:38.984	12-	21.626	124.7	39.156	125.0	38.908	90.4	1:39.690
13	Philippe LAYAC				C Enigma Motorsport/Rendez-Vous Racing										
1-	120.9	38.755	131.1	37.630	92.2	1:42.616	7-	20.948	132.1	37.468	129.8	37.467	92.2	1:35.883	
2-	21.031	129.6	37.484	130.6	38.064	93.0	1:36.579	8-	20.950	130.6	37.491	129.3	38.167	93.9	1:36.608
3-	21.000	126.1	39.481	130.3	37.181	93.4	1:37.662	9-	21.218	124.0	37.477	130.1	38.417	92.7	1:37.112
4-	20.880	131.3	37.495	131.1	37.063	92.9	1:35.438	10-	20.863	130.6	37.420	129.3	37.391	94.1	1:35.674
5-	21.275	131.8	37.530	129.8	37.480	93.1	1:36.285	11-	20.799	125.9	37.744	132.1	37.261	92.5	1:35.804
6-	20.923	130.6	37.633	129.6	37.347	92.9	1:35.903	12-	21.156	124.0	37.771	129.1	37.421	92.9	1:36.348
15	Cavan CORCORAN				S Cliff Dempsey Racing										
17	Luke WILLIAMS				C Luke Williams Racing										
1-	121.6	38.440	129.1	37.858	93.1	1:41.405	7-	20.629	132.4	38.544	128.6	38.060	93.9	1:37.233	

Weather / Track : Cloudy / Dry

Donington Park GP
 Circuit Length = 2.4873 miles
 Start: 14:53 End: 15:14

Dunlop MSA Formula Ford Championship of GB

RACE 1 - ROUND 19 - SECTOR ANALYSIS

2-	20.650	132.4	37.273	133.9	36.799	92.1	1:34.722	8-	20.994	125.9	37.413	129.8	36.960	93.0	1:35.367
3-	20.667	132.4	38.116	132.9	36.492	93.3	1:35.275	9-	20.739	131.8	37.693	130.1	36.696	93.7	1:35.128
4-	20.548	133.4	37.057	131.8	38.354	92.3	1:35.959	10-	20.628	131.8	37.298	130.1	36.522	93.1	1:34.448
5-	20.861	130.8	37.715	131.1	36.636	92.9	1:35.212	11-	20.594	130.3	37.730	129.1	36.961	93.1	1:35.285
6-	20.623	131.8	37.074	131.3	36.530	92.2	1:34.227	12-	20.638	131.3	37.227	129.6	36.554	92.7	1:34.419
18	Max MARSHALL							S	JTR						
1-	120.1	38.798	133.4	38.057	92.6	1:45.180	7-	21.190	122.0	38.016	129.1	37.136	92.3	1:36.342	
2-	20.834	129.3	37.822	132.1	37.122	90.9	1:35.778	8-	21.129	120.1	38.488	129.3	37.366	91.5	1:36.983
3-	20.832	131.8	37.960	125.7	37.446	93.8	1:36.238	9-	21.386	128.8	37.740	129.8	37.507	92.2	1:36.633
4-	20.873	132.1	37.521	133.2	37.131	92.2	1:35.525	10-	21.347	125.7	38.072	129.3	36.936	92.7	1:36.355
5-	27.433	114.1	41.252	127.6	37.402	92.3	1:46.087	11-	21.384	130.6	38.172	129.3	37.443	92.3	1:36.999
6-	21.083	131.6	38.012	129.3	36.993	92.2	1:36.088	12-	21.505	127.3	38.152	128.6	37.911	91.3	1:37.568
19	Dan DE ZILLE							C	JTR						
1-	121.6	38.273	132.1	37.428	92.5	1:41.072	7-	20.680	133.2	37.274	130.1	36.490	92.3	1:34.444	
2-	20.723	131.8	37.276	133.2	36.436	92.2	1:34.435	8-	20.850	132.1	37.552	129.8	36.359	91.4	1:34.761
3-	20.652	130.8	37.160	131.6	36.213	92.5	1:34.025	9-	20.636	132.4	37.171	130.1	36.358	91.9	1:34.165
4-	20.593	132.4	37.373	131.3	36.285	93.9	1:34.251	10-	20.657	132.1	37.231	130.1	36.694	91.8	1:34.582
5-	20.471	130.8	36.953	133.9	38.020	92.2	1:35.444	11-	20.580	133.4	37.065	129.8	36.165	92.3	1:33.810
6-	20.750	132.4	37.231	130.3	36.465	91.9	1:34.446	12-	20.679	132.1	37.454	129.6	36.488	92.5	1:34.621
22	Neil ALBERICO							C	Cliff Dempsey Racing						
1-	121.1	38.541	130.8	37.874	93.1	1:43.000	7-	20.667	132.1	37.654	128.3	37.866	92.6	1:36.187	
2-	21.003	132.1	37.307	132.6	37.453	91.5	1:35.763	8-	21.258	118.6	37.439	130.8	37.232	91.3	1:35.929
3-	20.794	130.1	37.363	130.1	36.377	92.5	1:34.534	9-	20.649	132.6	37.534	131.3	36.935	93.0	1:35.118
4-	20.907	131.3	37.154	130.1	36.634	92.7	1:34.695	10-	20.716	133.2	36.962	131.6	36.766	92.5	1:34.444
5-	20.599	131.8	37.247	129.3	37.861	92.9	1:35.707	11-	20.633	132.4	37.369	130.8	37.525	92.6	1:35.527
6-	20.642	131.6	37.170	130.3	36.226	92.7	1:34.038	12-	20.747	131.3	37.266	130.1	36.329	92.7	1:34.342
27	Jelle BEELEN							G	Geva Racing						
1-	119.8	40.041	130.1	37.676	92.3	1:44.615	7-	20.873	126.4	38.061	128.1	36.930	91.7	1:35.864	
2-	20.774	130.8	37.752	129.6	36.975	91.7	1:35.501	8-	20.870	130.1	37.520	128.8	37.150	91.3	1:35.540
3-	20.742	132.1	38.300	130.3	36.544	92.9	1:35.586	9-	21.009	128.8	37.351	128.8	36.617	91.7	1:34.977
4-	20.691	123.4	37.815	130.6	36.560	91.5	1:35.066	10-	20.999	130.1	37.336	129.1	36.833	91.4	1:35.168
5-	20.665	130.1	37.445	131.1	36.682	91.8	1:34.792	11-	20.816	131.6	37.192	129.8	36.534	91.8	1:34.542
6-	20.789	127.1	37.354	130.6	37.280	92.3	1:35.423	12-	20.830	132.9	38.430	128.6	36.837	91.7	1:36.097
28	Geoff UHRHANE							C	JTR						
1-	130.3	37.906	130.6	36.284	93.1	1:38.831	4-	21.120	132.6	37.516	130.6	36.407	93.8	1:35.043	
2-	20.653	134.2	37.374	130.6	36.171	93.7	1:34.198	5-	20.568	132.9	37.158	130.1	36.057	93.9	1:33.783
3-	20.539	132.9	37.228	131.1	36.906	93.4	1:34.673	6-	20.626	126.4	37.451	130.1	36.061	94.5	1:34.138
29	Tristan MINGAY							C	JTR						
1-	120.5	39.552	129.8	37.093	93.1	1:43.911	5-	20.754	131.1	38.522	128.8	37.095	92.5	1:36.371	
2-	20.932	130.3	41.469	129.1	36.957	91.5	1:39.358	6-	20.883	128.8	37.617	129.3	36.735	93.1	1:35.235
3-	20.983	129.1	38.234	129.1	36.700	91.5	1:35.917	7-	20.736	131.1	37.462	129.8	36.774	92.3	1:34.972
4-	20.811	129.3	37.646	130.1	36.780	92.6	1:35.237	8-	20.719	128.8	37.382	131.3	37.752	92.1	1:35.853
47	Steijn SCHOTHORST							G	Geva Racing						
1-	121.4	38.838	131.8	38.074	91.5	1:43.592	7-	20.856	132.1	37.561	129.3	36.781	92.2	1:35.198	
2-	20.878	132.6	37.388	131.3	37.177	90.4	1:35.443	8-	20.771	132.4	38.055	129.8	36.591	92.3	1:35.417
3-	21.000	131.1	38.463	130.1	36.728	92.1	1:36.191	9-	20.612	132.9	37.300	133.2	37.393	91.7	1:35.305
4-	21.026	131.8	37.482	129.8	36.482	91.4	1:34.990	10-	20.711	132.1	37.413	130.3	36.695	92.2	1:34.819
5-	20.751	131.3	37.429	129.6	36.613	91.5	1:34.793	11-	21.270	129.8	37.840	129.3	36.630	91.9	1:35.740
6-	20.743	131.8	37.252	129.8	36.626	91.3	1:34.621	12-	20.757	133.2	37.455	129.3	36.643	91.4	1:34.855
77	Antti BURI							C	Geva Racing						
1-	125.9	37.798	132.6	36.479	93.4	1:39.073	4-	21.461	132.4	37.284	130.8	36.672	93.4	1:35.417	
2-	20.540	134.8	37.286	133.4	36.432	93.3	1:34.258	5-	20.566	134.5	36.917	132.9	36.238	93.7	1:33.721
3-	20.498	135.0	37.019	133.2	36.830	92.3	1:34.347	6-	20.580	133.9	37.365	133.4	36.281	93.8	1:34.226

Weather / Track : Cloudy / Dry

Donington Park GP
Circuit Length = 2.4873 miles
Start: 14:53 End: 15:14

Dunlop MSA Formula Ford Championship of GB

RACE 1 - ROUND 19 - BEST SECTOR TIMES

SECTOR 1			SECTOR 2			SECTOR 3			IDEAL / BEST COMPARISON						
POS	NO	NAME	TIME	NO	NAME	TIME	NO	NAME	TIME	POS	NO	NAME	IDEAL	BEST	DIFF
1	1	SLAGHEKKE	20.368	1	SLAGHEKKE	36.891	2	MALVERN	35.674	1	1	SLAGHEKKE	1:33.054	1:33.279	0.225
2	19	DE ZILLE	20.471	3	MCBRIDE	36.893	3	MCBRIDE	35.727	2	3	MCBRIDE	1:33.111	1:33.223	0.112
3	77	BURI	20.487	2	MALVERN	36.903	1	SLAGHEKKE	35.795	3	2	MALVERN	1:33.152	1:33.263	0.111
4	3	MCBRIDE	20.491	77	BURI	36.917	28	UHRHANE	36.057	4	19	DE ZILLE	1:33.589	1:33.810	0.221
5	28	UHRHANE	20.539	19	DE ZILLE	36.953	19	DE ZILLE	36.165	5	77	BURI	1:33.642	1:33.721	0.079
6	17	WILLIAMS	20.548	22	ALBERICO	36.962	5	PARRY	36.207	6	28	UHRHANE	1:33.754	1:33.783	0.029
7	2	MALVERN	20.575	17	WILLIAMS	37.057	22	ALBERICO	36.226	7	22	ALBERICO	1:33.787	1:34.038	0.251
8	22	ALBERICO	20.599	28	UHRHANE	37.158	77	BURI	36.238	8	17	WILLIAMS	1:34.097	1:34.227	0.130
9	47	SCHOTHORST	20.612	27	BEELEN	37.192	47	SCHOTHORST	36.482	9	5	PARRY	1:34.159	1:34.306	0.147
10	5	PARRY	20.633	47	SCHOTHORST	37.252	17	WILLIAMS	36.492	10	47	SCHOTHORST	1:34.346	1:34.621	0.275
11	27	BEELEN	20.665	5	PARRY	37.319	27	BEELEN	36.534	11	27	BEELEN	1:34.391	1:34.542	0.151
12	29	MINGAY	20.719	29	MINGAY	37.382	29	MINGAY	36.700	12	29	MINGAY	1:34.801	1:34.972	0.171
13	13	LAYAC	20.799	13	LAYAC	37.420	18	MARSHALL	36.936	13	13	LAYAC	1:35.282	1:35.438	0.156
14	18	MARSHALL	20.832	18	MARSHALL	37.521	13	LAYAC	37.063	14	18	MARSHALL	1:35.289	1:35.525	0.236
15	6	RAO	21.219	4	GODDARD	38.758	6	RAO	38.136	15	6	RAO	1:38.210	1:38.341	0.131
16	4	GODDARD	24.502	6	RAO	38.855	4	GODDARD	43.091	16	4	GODDARD	1:46.351	1:34.966	-11.385
												Perfect Lap		1:32.933	

Weather / Track : Cloudy / Dry

Donington Park GP
Circuit Length = 2.4873 miles
Start: 14:53 End: 15:14

Dunlop MSA Formula Ford Championship of GB

RACE 1 - ROUND 19 - SPEED TRAPS

SECTOR 1				SECTOR 2			FINISH LINE			
POS	NO	NAME	MPH	NO	NAME	MPH	NO	NAME	MPH	
1	77	Antti BURI	135.6	17	Luke WILLIAMS	133.9	1	Jeroen SLAGHEKKE	95.1	
2	1	Jeroen SLAGHEKKE	135.0	19	Dan DE ZILLE	133.9	28	Geoff UHRHANE	94.5	
3	28	Geoff UHRHANE	134.2	18	Max MARSHALL	133.4	13	Phillippe LAYAC	94.1	
4	2	Scott MALVERN	133.9	77	Antti BURI	133.4	17	Luke WILLIAMS	93.9	
5	3	Nick MCBRIDE	133.9	1	Jeroen SLAGHEKKE	133.2	19	Dan DE ZILLE	93.9	
6	5	Matthew PARRY	133.4	47	Steijn SCHOTHORST	133.2	18	Max MARSHALL	93.8	
7	17	Luke WILLIAMS	133.4	5	Matthew PARRY	132.6	77	Antti BURI	93.8	
8	19	Dan DE ZILLE	133.4	22	Neil ALBERICO	132.6	5	Matthew PARRY	93.7	
9	22	Neil ALBERICO	133.2	13	Phillippe LAYAC	132.1	2	Scott MALVERN	93.4	
10	47	Steijn SCHOTHORST	133.2	29	Tristan MINGAY	131.3	3	Nick MCBRIDE	93.1	
11	27	Jelle BEELEN	132.9	3	Nick MCBRIDE	131.1	22	Neil ALBERICO	93.1	
12	13	Phillippe LAYAC	132.1	27	Jelle BEELEN	131.1	29	Tristan MINGAY	93.1	
13	18	Max MARSHALL	132.1	28	Geoff UHRHANE	131.1	27	Jelle BEELEN	92.9	
14	29	Tristan MINGAY	131.1	2	Scott MALVERN	130.3	47	Steijn SCHOTHORST	92.3	
15	6	Matt RAO	125.7	4	Spike GODDARD	129.3	6	Matt RAO	91.3	
16	4	Spike GODDARD	124.5	6	Matt RAO	127.6				

Weather / Track : Cloudy / Dry

Donington Park GP
Circuit Length = 2.4873 miles
Start: 14:53 End: 15:14

Dunlop MSA Formula Ford Championship of GB

RACE 1 - ROUND 19 - POSITION CHART

No	Name	Pos	Laps												
			1	2	3	4	5	6	7	8	9	10	11	12	
2	Scott MALVERN	1	2	2	2	2	2	2	2	2	2	2	2	2	2
3	Nick MCBRIDE	2	3	3	3	3	3	3	3	3	3	3	3	3	3
28	Geoff UHRHANE	3	28	28	77	28	28	28	1	1	1	1	1	1	1
77	Antti BURI	4	77	77	28	77	77	77	19	19	19	19	19	19	19
1	Jeroen SLAGHEKKE	5	1	1	1	1	1	1	5	5	5	5	5	5	5
19	Dan DE ZILLE	6	19	19	19	19	19	19	22	17	17	17	17	17	17
17	Luke WILLIAMS	7	17	17	5	5	5	5	17	22	22	22	22	22	22
5	Matthew PARRY	8	5	5	17	17	17	17	47	47	47	47	47	47	47
13	Phillipe LAYAC	9	13	22	22	22	22	22	27	27	27	27	27	27	27
22	Neil ALBERICO	10	22	47	47	47	47	47	13	29	13	4	4	4	13
47	Steijn SCHOTHORST	11	47	13	27	27	27	27	29	13	4	13	13	4	4
29	Tristan MINGAY	12	29	27	13	13	13	13	4	4	18	18	18	18	18
27	Jelle BEELEN	13	27	18	18	18	29	29	18	18	6	6	6	6	6
18	Max MARSHALL	14	18	29	29	29	4	4	6	6					
4	Spike GODDARD	15	4	4	4	4	18	18							
6	Matt RAO	16	6	6	6	6	6	6							

Weather / Track : Cloudy / Dry

Donington Park GP
 Circuit Length = 2.4873 miles
 Start: 14:53 End: 15:14

Dunlop MSA Formula Ford Championship of GB RACE 8 - ROUND 20 - CLASSIFICATION

POS	NO	CL	DRIVER / TEAM	CAR	LAPS	TIME	GAP	DIFF	MPH	BEST	ON
1	3	C	Nick MCBRIDE (AUS) Jamun Racing	Mygale SJ11	12	18:54.270			94.73	1:33.306	8
2	2	C	Scott MALVERN (GBR) Jamun Racing	Mygale SJ11	12	18:54.363	0.093	0.093	94.72	1:33.376	8
3	1	C	Jeroen SLAGHEKKE (NED) Jamun Racing	Mygale SJ11	12	18:55.487	1.217	1.124	94.63	1:33.373	9
4	28	C	Geoff UHRHANE (AUS) JTR	Mygale SJ11	12	18:59.527	5.257	4.040	94.29	1:33.494	8
5	77	C	Antti BURI (FIN) Geva Racing	Mygale SJ11	12	18:59.756	5.486	0.229	94.27	1:33.558	9
6	19	C	Dan DE ZILLE (JEY) JTR	Mygale SJ11	12	19:07.248	12.978	7.492	93.66	1:34.046	6
7	5	C	Matthew PARRY (GBR) Fluid Motorsport	Van Diemen LA11	12	19:08.502	14.232	1.254	93.55	1:34.535	12
8	4	C	Spike GODDARD (AUS) Jamun Racing	Mygale SJ11	12	19:10.721	16.451	2.219	93.37	1:33.959	8
9	47	G	Steijn SCHOTHORST (NED) Geva Racing	Mygale SJ10	12	19:26.630	32.360	15.909	92.10	1:35.107	8
10	13	C	Philippe LAYAC (FRA) Enigma Motorsport/Rendez-Vous Racing	Mygale SJ10	12	19:26.896	32.626	0.266	92.08	1:35.621	7
11	15	S	Cavan CORCORAN (GBR) Cliff Dempsey Racing	Ray GR10	12	19:27.235	32.965	0.339	92.05	1:34.364	8
12	18	S	Max MARSHALL (GBR) JTR	Mygale SJ09	12	19:28.244	33.974	1.009	91.97	1:35.024	8
13	22	C	Neil ALBERICO (USA) Cliff Dempsey Racing	Ray GR 11	12	19:42.188	47.918	13.944	90.89	1:35.537	8
14	6	S	Matt RAO (GBR) Fluid Motorsport	Van Diemen LA08	12	20:01.667	1:07.397	19.479	89.42	1:38.188	8

NOT CLASSIFIED

DNF	17	C	Luke WILLIAMS (GBR) Luke Williams Racing	Mygale SJ10	7	11:10.453	5 laps	5 laps	93.49	1:33.897	6
DNF	27	G	Jelle BEELEN (NED) Geva Racing	Mygale SJ09	4	6:35.359	8 laps	3 laps	90.59	1:36.285	3
DNF	29	C	Tristan MINGAY (GBR) JTR	Mygale SJ09	0						

FASTEST LAP

3	C	Nick MCBRIDE (AUS) Jamun Racing	Mygale SJ11	8	1:33.306	95.96 mph	154.44 kph
15	S	Cavan CORCORAN (GBR) Cliff Dempsey Racing	Ray GR10	8	1:34.364	94.89 mph	152.71 kph
47	G	Steijn SCHOTHORST (NED) Geva Racing	Mygale SJ10	8	1:35.107	94.15 mph	151.52 kph

Weather / Track : Cloudy / Dry

These results are provisional until the conclusion of any judicial and technical matters.

Donington Park GP
Circuit Length = 2.4873 miles
Start: 12:13 End: 12:33

Clerk of Course :

Timekeeper :

Dunlop MSA Formula Ford Championship of GB
RACE 8 - ROUND 20 - LAP CHART

Lap 1			Lap 2			Lap 3			Lap 4			Lap 5		
No	Behind	Laptime	No	Behind	Laptime	No	Behind	Laptime	No	Behind	Laptime	No	Behind	Laptime
2		1:39.775	2		1:35.089	2		1:34.284	2		1:33.960	2		1:33.668
28	1.024	1:40.799	3	1.368	1:35.193	3	1.579	1:34.495	3	1.029	1:33.410	3	0.846	1:33.485
3	1.264	1:41.039	28	1.599	1:35.664	28	1.959	1:34.644	28	1.881	1:33.882	28	2.135	1:33.922
77	2.171	1:41.946	77	1.999	1:34.917	77	2.230	1:34.515	1	2.662	1:34.079	1	2.449	1:33.455
1	2.530	1:42.305	1	2.434	1:34.993	1	2.543	1:34.393	77	3.077	1:34.807	77	4.104	1:34.695
19	2.591	1:42.366	19	2.857	1:35.355	19	3.216	1:34.643	19	4.161	1:34.905	19	4.778	1:34.285
17	3.375	1:43.150	17	4.067	1:35.781	17	5.008	1:35.225	17	5.106	1:34.058	17	5.613	1:34.175
5	3.560	1:43.335	5	4.340	1:35.869	5	5.431	1:35.375	5	6.230	1:34.759	5	7.153	1:34.591
27	4.573	1:44.348	27	6.307	1:36.823	27	8.308	1:36.285	4	10.229	1:35.732	4	11.033	1:34.472
13	4.909	1:44.684	4	6.687	1:36.716	4	8.457	1:36.054	27	12.251	1:37.903	13	16.550	1:37.863
4	5.060	1:44.835	13	7.230	1:37.410	13	9.134	1:36.188	13	12.355	1:37.181	15	17.588	1:38.266
15	5.820	1:45.595	15	7.604	1:36.873	15	9.484	1:36.164	22	12.588	1:36.569	47	17.855	1:38.411
47	6.209	1:45.984	47	8.216	1:37.096	22	9.979	1:35.675	15	12.990	1:37.466	22	18.249	1:39.329
22	7.117	1:46.892	22	8.588	1:36.560	47	10.136	1:36.204	47	13.112	1:36.936	18	20.096	1:36.279
18	10.272	1:50.047	18	13.210	1:38.027	18	15.525	1:36.599	18	17.485	1:35.920	6	32.833	1:39.676
6	11.308	1:51.083	6	16.898	1:40.679	6	22.204	1:39.590	6	26.825	1:38.581			

Weather / Track : Cloudy / Dry

Donington Park GP
 Circuit Length = 2.4873 miles
 Start: 12:13 End: 12:33

Dunlop MSA Formula Ford Championship of GB
RACE 8 - ROUND 20 - LAP CHART

Lap 6			Lap 7			Lap 8			Lap 9			Lap 10		
No	Behind	Laptime	No	Behind	Laptime	No	Behind	Laptime	No	Behind	Laptime	No	Behind	Laptime
2		1:33.480	2		1:33.428	2		1:33.376	2		1:33.382	2		1:33.905
3	0.963	1:33.597	3	1.026	1:33.491	3	0.956	1:33.306	3	0.914	1:33.340	3	0.866	1:33.857
28	3.256	1:34.601	1	3.657	1:33.578	1	3.730	1:33.449	1	3.721	1:33.373	1	3.383	1:33.567
1	3.507	1:34.538	28	4.103	1:34.275	28	4.221	1:33.494	28	4.408	1:33.569	28	4.659	1:34.156
77	4.669	1:34.045	77	4.983	1:33.742	77	5.354	1:33.747	77	5.530	1:33.558	77	5.618	1:33.993
19	5.344	1:34.046	19	6.541	1:34.625	19	8.665	1:35.500	19	9.767	1:34.484	19	11.577	1:35.715
17	6.030	1:33.897	17	6.769	1:34.167	5	11.876	1:35.069	5	13.080	1:34.586	5	14.151	1:34.976
5	8.625	1:34.952	5	10.183	1:34.986	4	13.045	1:33.959	4	13.722	1:34.059	4	14.924	1:35.107
4	11.732	1:34.179	4	12.462	1:34.158	13	23.665	1:35.957	47	25.866	1:35.294	47	28.686	1:36.725
13	18.891	1:35.821	13	21.084	1:35.621	47	23.954	1:35.107	13	26.071	1:35.788	13	29.094	1:36.928
47	20.168	1:35.793	47	22.223	1:35.483	18	25.563	1:35.024	15	27.887	1:35.418	15	30.098	1:36.116
18	22.132	1:35.516	18	23.915	1:35.211	15	25.851	1:34.364	18	30.288	1:38.107	18	32.702	1:36.319
22	22.175	1:37.406 P	15	24.863	1:35.276	22	38.322	1:35.537	22	41.236	1:36.296	22	44.483	1:37.152
15	23.015	1:38.907	22	36.161	1:47.414	6	48.283	1:38.188	6	53.184	1:38.283	6	59.558	1:40.279
6	38.428	1:39.075	6	43.471	1:38.471									

Weather / Track : Cloudy / Dry

Donington Park GP
 Circuit Length = 2.4873 miles
 Start: 12:13 End: 12:33

Dunlop MSA Formula Ford Championship of GB
RACE 8 - ROUND 20 - LAP CHART

Lap 11			Lap 12		
No	Behind	Laptime	No	Behind	Laptime
2		1:34.922	3		1:34.733
3	0.268	1:34.324	2	0.093	1:35.094
1	2.824	1:34.363	1	1.217	1:33.394
28	5.155	1:35.418	28	5.257	1:35.103
77	5.483	1:34.787	77	5.486	1:35.004
19	12.784	1:36.129	19	12.978	1:35.195
5	14.698	1:35.469	5	14.232	1:34.535
4	15.486	1:35.484	4	16.451	1:35.966
47	31.091	1:37.327	47	32.360	1:36.270
13	31.314	1:37.142	13	32.626	1:36.313
15	31.672	1:36.496	15	32.965	1:36.294
18	33.207	1:35.427	18	33.974	1:35.768
22	45.409	1:35.848	22	47.918	1:37.510
6	1:03.256	1:38.620	6	1:07.397	1:39.142

Weather / Track : Cloudy / Dry

Donington Park GP
 Circuit Length = 2.4873 miles
 Start: 12:13 End: 12:33

Dunlop MSA Formula Ford Championship of GB
RACE 8 - ROUND 20 - SECTOR ANALYSIS

1	Jeroen SLAGHEKKE										C Jamun Racing				
1-	123.8	38.562	130.3	37.748	91.0	1:42.305	7-	20.552	133.2	37.105	130.1	35.921	93.9	1:33.578	
2-	20.933	131.1	37.553	131.6	36.507	94.2	1:34.993	8-	20.512	133.2	37.016	130.3	35.921	94.4	1:33.449
3-	20.400	132.6	37.376	132.9	36.617	94.1	1:34.393	9-	20.468	133.4	36.975	130.8	35.930	94.2	1:33.373
4-	20.437	134.2	37.133	132.4	36.509	94.4	1:34.079	10-	20.513	133.4	37.045	130.6	36.009	93.9	1:33.567
5-	20.394	134.2	36.963	132.4	36.098	94.4	1:33.455	11-	20.890	123.4	37.613	130.6	35.860	93.8	1:34.363
6-	20.481	132.1	37.264	131.1	36.793	93.9	1:34.538	12-	20.564	134.2	36.869	131.1	35.961	93.7	1:33.394
2	Scott MALVERN										C Jamun Racing				
1-	122.2	38.270	127.3	36.746	92.2	1:39.775	7-	20.719	133.2	37.002	129.1	35.707	93.3	1:33.428	
2-	20.994	133.2	37.546	129.3	36.549	92.3	1:35.089	8-	20.558	133.2	37.007	129.8	35.811	93.0	1:33.376
3-	20.798	133.4	37.260	129.3	36.226	92.7	1:34.284	9-	20.638	132.1	37.026	129.3	35.718	93.3	1:33.382
4-	20.745	133.4	37.124	129.3	36.091	93.1	1:33.960	10-	20.581	132.6	37.272	128.6	36.052	93.1	1:33.905
5-	20.611	132.4	37.099	129.6	35.958	93.1	1:33.668	11-	21.279	124.7	37.715	129.1	35.928	92.6	1:34.922
6-	20.568	133.4	37.036	128.8	35.876	92.6	1:33.480	12-	20.766	132.9	37.621	129.6	36.707	91.5	1:35.094
3	Nick MCBRIDE										C Jamun Racing				
1-	124.7	38.312	130.8	37.306	92.2	1:41.039	7-	20.549	132.6	37.026	130.3	35.916	93.0	1:33.491	
2-	20.867	127.3	38.035	128.8	36.291	92.2	1:35.193	8-	20.574	132.4	36.853	130.6	35.879	92.9	1:33.306
3-	20.860	132.4	37.543	130.1	36.092	92.5	1:34.495	9-	20.543	133.4	36.990	130.1	35.807	93.1	1:33.340
4-	20.682	131.8	36.996	130.8	35.732	92.7	1:33.410	10-	20.808	130.8	37.119	130.3	35.930	92.3	1:33.857
5-	20.624	131.1	36.982	130.8	35.879	92.6	1:33.485	11-	20.956	132.6	37.394	131.1	35.974	93.0	1:34.324
6-	20.598	132.1	37.085	129.1	35.914	93.0	1:33.597	12-	20.680	131.8	37.896	131.3	36.157	92.2	1:34.733
4	Spike GODDARD										C Jamun Racing				
1-	111.7	39.284	130.1	38.444	93.5	1:44.835	7-	20.877	130.8	37.187	129.6	36.094	93.3	1:34.158	
2-	21.435	128.6	37.805	131.6	37.476	92.2	1:36.716	8-	20.644	131.8	37.232	129.6	36.083	93.0	1:33.959
3-	20.851	128.6	38.044	129.3	37.159	94.9	1:36.054	9-	20.650	129.8	37.255	130.6	36.154	93.0	1:34.059
4-	21.443	130.1	37.953	128.3	36.336	92.9	1:35.732	10-	20.873	123.1	37.736	129.6	36.498	92.7	1:35.107
5-	20.782	132.4	37.529	129.3	36.161	92.9	1:34.472	11-	20.930	126.9	38.241	128.8	36.313	92.3	1:35.484
6-	20.782	130.6	37.340	129.1	36.057	91.8	1:34.179	12-	20.765	130.8	37.471	129.1	37.730	91.8	1:35.966
5	Matthew PARRY										C Fluid Motorsport				
1-	119.0	39.233	130.6	37.509	92.9	1:43.335	7-	20.789	132.6	37.637	129.1	36.560	92.2	1:34.986	
2-	21.049	132.6	37.610	131.3	37.210	93.1	1:35.869	8-	20.859	132.1	37.556	129.1	36.654	92.9	1:35.069
3-	20.859	132.9	37.369	132.9	37.147	92.7	1:35.375	9-	20.808	130.8	37.454	129.3	36.324	92.2	1:34.586
4-	20.752	132.1	37.493	130.3	36.514	92.1	1:34.759	10-	21.113	131.3	37.567	129.1	36.296	92.2	1:34.976
5-	21.004	131.6	37.389	129.8	36.198	93.0	1:34.591	11-	21.154	127.1	37.938	129.3	36.377	92.9	1:35.469
6-	20.801	132.6	37.743	129.1	36.408	92.3	1:34.952	12-	20.780	132.6	37.349	130.1	36.406	92.6	1:34.535
6	Matt RAO										S Fluid Motorsport				
1-	110.2	42.356	127.3	39.429	90.0	1:51.083	7-	21.440	127.1	39.104	126.6	37.927	90.2	1:38.471	
2-	21.895	125.2	39.839	127.1	38.945	90.7	1:40.679	8-	21.445	124.5	38.898	127.1	37.845	90.4	1:38.188
3-	21.652	127.3	39.597	126.9	38.341	91.1	1:39.590	9-	21.611	126.6	39.000	126.4	37.672	90.9	1:38.283
4-	21.467	126.6	39.125	126.9	37.989	91.8	1:38.581	10-	22.045	115.1	39.958	125.7	38.276	90.4	1:40.279
5-	21.377	129.6	39.958	120.7	38.341	90.7	1:39.676	11-	21.514	121.4	39.364	126.6	37.742	90.9	1:38.620
6-	21.506	129.6	39.503	126.4	38.066	90.0	1:39.075	12-	21.494	126.9	39.361	126.1	38.287	90.9	1:39.142
13	Philippe LAYAC										C Enigma Motorsport/Rendez-Vous Racing				
1-	120.9	39.392	129.6	38.954	92.5	1:44.684	7-	20.829	132.4	37.765	128.6	37.027	93.7	1:35.621	
2-	21.314	126.6	37.998	130.8	38.098	92.9	1:37.410	8-	20.890	129.3	37.969	128.8	37.098	92.3	1:35.957
3-	20.974	131.6	37.838	130.1	37.376	93.5	1:36.188	9-	20.918	130.1	37.670	128.6	37.200	94.2	1:35.788
4-	20.910	127.3	37.886	129.3	38.385	93.0	1:37.181	10-	21.299	120.9	38.131	130.6	37.498	93.9	1:36.928
5-	21.451	123.4	38.956	127.6	37.456	93.5	1:37.863	11-	21.129	118.8	38.393	127.6	37.620	93.7	1:37.142
6-	20.830	130.1	37.973	128.8	37.018	93.0	1:35.821	12-	20.963	124.3	37.938	130.8	37.412	92.9	1:36.313
15	Cavan CORCORAN										S Cliff Dempsey Racing				
1-	113.7	40.267	129.8	38.003	92.5	1:45.595	7-	21.408	131.6	37.329	130.3	36.539	92.5	1:35.276	
2-	21.175	125.9	38.006	131.1	37.692	92.9	1:36.873	8-	20.812	131.1	37.129	131.6	36.423	93.8	1:34.364
3-	20.955	125.4	37.620	131.3	37.589	93.1	1:36.164	9-	20.782	124.7	38.206	129.1	36.430	92.5	1:35.418
4-	20.940	127.3	37.753	119.0	38.773	91.1	1:37.466	10-	21.180	126.6	37.994	129.6	36.942	92.6	1:36.116
5-	21.194	123.6	38.797	129.3	38.275	92.3	1:38.266	11-	21.453	126.1	37.782	131.1	37.261	93.3	1:36.496

Weather / Track : Cloudy / Dry

Donington Park GP
 Circuit Length = 2.4873 miles
 Start: 12:13 End: 12:33

Dunlop MSA Formula Ford Championship of GB
RACE 8 - ROUND 20 - SECTOR ANALYSIS

6 -	20.864	128.1	37.532	130.6	40.511	80.0	1:38.907	12 -	20.938	126.4	37.779	131.6	37.577	93.0	1:36.294
17	Luke WILLIAMS						C Luke Williams Racing								
1 -	120.9	39.016	131.3	37.948	92.6	1:43.150	5 -	20.644	133.2	37.104	131.8	36.427	93.3	1:34.175	
2 -	20.820	131.3	37.514	132.9	37.447	92.6	1:35.781	6 -	20.651	133.4	37.061	132.4	36.185	93.0	1:33.897
3 -	20.871	131.1	37.484	130.8	36.870	93.1	1:35.225	7 -	20.567	133.4	36.996	131.1	36.604	93.3	1:34.167
4 -	20.705	132.4	37.080	131.8	36.273	93.7	1:34.058								
18	Max MARSHALL						S JTR								
1 -	109.5	41.953	127.8	38.637	91.4	1:50.047	7 -	20.909	130.3	37.636	130.1	36.666	92.6	1:35.211	
2 -	21.703	125.9	38.390	129.8	37.934	91.3	1:38.027	8 -	20.809	131.1	37.556	130.1	36.659	92.7	1:35.024
3 -	21.342	128.6	37.990	129.6	37.267	92.3	1:36.599	9 -	20.840	129.6	39.363	124.0	37.904	91.7	1:38.107
4 -	21.166	130.6	37.804	130.1	36.950	91.8	1:35.920	10 -	21.428	120.7	37.988	129.8	36.903	92.3	1:36.319
5 -	21.124	131.1	38.111	129.3	37.044	91.9	1:36.279	11 -	21.024	129.1	37.783	129.8	36.620	92.5	1:35.427
6 -	20.847	131.1	37.586	130.6	37.083	92.2	1:35.516	12 -	21.082	129.1	37.737	130.6	36.949	92.6	1:35.768
19	Dan DE ZILLE						C JTR								
1 -	125.2	38.601	130.6	38.151	90.5	1:42.366	7 -	20.765	131.6	37.383	129.6	36.477	91.3	1:34.625	
2 -	21.052	130.1	37.558	133.2	36.745	92.9	1:35.355	8 -	20.960	125.4	37.900	129.6	36.640	91.3	1:35.500
3 -	20.688	130.6	37.398	131.8	36.557	91.0	1:34.643	9 -	20.782	132.1	37.369	129.3	36.333	91.7	1:34.484
4 -	20.911	128.1	37.516	130.3	36.478	92.6	1:34.905	10 -	20.952	127.6	38.018	129.3	36.745	91.9	1:35.715
5 -	20.642	131.8	37.330	131.1	36.313	92.7	1:34.285	11 -	21.273	127.3	38.120	128.6	36.736	92.5	1:36.129
6 -	20.629	132.6	37.186	131.1	36.231	91.9	1:34.046	12 -	20.928	128.3	37.650	128.8	36.617	91.8	1:35.195
22	Neil ALBERICO						C Cliff Dempsey Racing								
1 -	115.9	41.662	130.1	37.727	92.2	1:46.892	7 -	Out	127.1	37.896	128.3	36.710	91.5	1:47.414	
2 -	20.986	129.3	37.566	130.6	38.008	92.7	1:36.560	8 -	20.933	131.3	37.578	128.8	37.026	92.2	1:35.537
3 -	20.742	131.3	37.610	129.8	37.323	92.3	1:35.675	9 -	20.968	125.4	38.018	128.3	37.310	92.2	1:36.296
4 -	20.837	132.6	37.435	132.4	38.297	90.5	1:36.569	10 -	21.289	115.9	38.512	127.8	37.351	91.8	1:37.152
5 -	21.355	125.4	38.928	129.6	39.046	92.2	1:39.329	11 -	21.042	129.1	37.725	128.3	37.081	92.1	1:35.848
6 -	20.745	130.3	37.376	131.6	In		1:37.406 P	12 -	21.022	128.6	37.968	127.8	38.520	92.1	1:37.510
27	Jelle BEELEN						G Geva Racing								
1 -	110.9	39.221	131.3	38.262	91.5	1:44.348	3 -	21.069	127.6	38.145	128.3	37.071	92.1	1:36.285	
2 -	21.112	128.8	37.961	129.3	37.750	90.7	1:36.823	4 -	21.289	129.8	38.422	126.1	38.192	90.4	1:37.903
28	Geoff UHRHANE						C JTR								
1 -	121.8	38.383	129.6	37.189	93.1	1:40.799	7 -	20.951	128.8	37.386	131.3	35.938	94.4	1:34.275	
2 -	20.951	132.9	38.230	129.3	36.483	93.7	1:35.664	8 -	20.570	133.4	37.077	131.1	35.847	94.8	1:33.494
3 -	20.738	131.1	37.629	131.6	36.277	93.5	1:34.644	9 -	20.444	132.6	37.191	131.6	35.934	94.2	1:33.569
4 -	20.646	133.2	37.149	131.8	36.087	93.9	1:33.882	10 -	20.615	133.9	37.501	130.1	36.040	93.7	1:34.156
5 -	20.667	132.4	37.235	130.3	36.020	93.1	1:33.922	11 -	21.070	125.4	38.020	129.6	36.328	93.3	1:35.418
6 -	20.641	132.1	37.391	129.8	36.569	93.5	1:34.601	12 -	20.776	133.9	37.585	129.8	36.742	93.1	1:35.103
29	Tristan MINGAY						C JTR								
47	Steijn SCHOTHORST						G Geva Racing								
1 -	114.1	40.193	131.3	38.130	92.6	1:45.984	7 -	20.764	132.9	38.024	128.6	36.695	92.2	1:35.483	
2 -	21.012	132.1	38.397	129.8	37.687	92.3	1:37.096	8 -	20.817	133.2	37.519	130.1	36.771	92.2	1:35.107
3 -	20.850	132.4	37.797	130.3	37.557	92.9	1:36.204	9 -	20.825	132.6	37.629	131.6	36.840	91.1	1:35.294
4 -	20.872	132.9	37.476	132.9	38.588	91.0	1:36.936	10 -	21.262	130.3	38.313	128.6	37.150	91.5	1:36.725
5 -	21.181	123.1	38.758	129.6	38.472	92.6	1:38.411	11 -	21.739	127.1	38.298	131.1	37.290	91.4	1:37.327
6 -	20.825	131.8	37.536	132.4	37.432	92.6	1:35.793	12 -	21.027	132.1	38.059	128.1	37.184	91.1	1:36.270
77	Antti BURI						C Geva Racing								
1 -	128.1	38.665	132.9	37.507	91.7	1:41.946	7 -	20.666	131.6	37.071	131.8	36.005	92.9	1:33.742	
2 -	20.896	132.9	37.509	131.6	36.512	92.5	1:34.917	8 -	20.547	132.9	37.207	131.1	35.993	93.4	1:33.747
3 -	20.650	134.2	37.367	133.7	36.498	93.4	1:34.515	9 -	20.581	132.9	37.014	131.6	35.963	92.6	1:33.558
4 -	20.538	133.9	37.271	133.7	36.998	92.5	1:34.807	10 -	20.686	133.2	37.207	131.6	36.100	92.2	1:33.993
5 -	20.799	132.4	37.514	131.1	36.382	93.1	1:34.695	11 -	21.132	130.3	37.727	131.3	35.928	92.9	1:34.787
6 -	20.637	133.4	37.220	130.8	36.188	92.2	1:34.045	12 -	20.604	128.8	37.519	133.2	36.881	93.4	1:35.004

Weather / Track : Cloudy / Dry

Donington Park GP
 Circuit Length = 2.4873 miles
 Start: 12:13 End: 12:33

Dunlop MSA Formula Ford Championship of GB

RACE 8 - ROUND 20 - BEST SECTOR TIMES

SECTOR 1			SECTOR 2			SECTOR 3			IDEAL / BEST COMPARISON						
POS	NO	NAME	TIME	NO	NAME	TIME	NO	NAME	TIME	POS	NO	NAME	IDEAL	BEST	DIFF
1	1	SLAGHEKKE	20.394	3	MCBRIDE	36.853	2	MALVERN	35.707	1	1	SLAGHEKKE	1:33.123	1:33.373	0.250
2	28	UHRHANE	20.444	1	SLAGHEKKE	36.869	3	MCBRIDE	35.732	2	3	MCBRIDE	1:33.128	1:33.306	0.178
3	77	BURI	20.538	17	WILLIAMS	36.996	28	UHRHANE	35.847	3	2	MALVERN	1:33.267	1:33.376	0.109
4	3	MCBRIDE	20.543	2	MALVERN	37.002	1	SLAGHEKKE	35.860	4	28	UHRHANE	1:33.368	1:33.494	0.126
5	2	MALVERN	20.558	77	BURI	37.014	77	BURI	35.928	5	77	BURI	1:33.480	1:33.558	0.078
6	17	WILLIAMS	20.567	28	UHRHANE	37.077	4	GODDARD	36.057	6	17	WILLIAMS	1:33.748	1:33.897	0.149
7	19	DE ZILLE	20.629	15	CORCORAN	37.129	17	WILLIAMS	36.185	7	4	GODDARD	1:33.888	1:33.959	0.071
8	4	GODDARD	20.644	19	DE ZILLE	37.186	5	PARRY	36.198	8	19	DE ZILLE	1:34.046	1:34.046	0.000
9	22	ALBERICO	20.742	4	GODDARD	37.187	19	DE ZILLE	36.231	9	5	PARRY	1:34.299	1:34.535	0.236
10	5	PARRY	20.752	5	PARRY	37.349	15	CORCORAN	36.423	10	15	CORCORAN	1:34.334	1:34.364	0.030
11	47	SCHOTHORST	20.764	22	ALBERICO	37.376	18	MARSHALL	36.620	11	22	ALBERICO	1:34.828	1:35.537	0.709
12	15	CORCORAN	20.782	47	SCHOTHORST	37.476	47	SCHOTHORST	36.695	12	47	SCHOTHORST	1:34.935	1:35.107	0.172
13	18	MARSHALL	20.809	18	MARSHALL	37.556	22	ALBERICO	36.710	13	18	MARSHALL	1:34.985	1:35.024	0.039
14	13	LAYAC	20.829	13	LAYAC	37.670	13	LAYAC	37.018	14	13	LAYAC	1:35.517	1:35.621	0.104
15	27	BEELEN	21.069	27	BEELEN	37.961	27	BEELEN	37.071	15	27	BEELEN	1:36.101	1:36.285	0.184
16	6	RAO	21.377	6	RAO	38.898	6	RAO	37.672	16	6	RAO	1:37.947	1:38.188	0.241
												Perfect Lap		1:32.954	

Weather / Track : Cloudy / Dry

Donington Park GP
Circuit Length = 2.4873 miles
Start: 12:13 End: 12:33

Dunlop MSA Formula Ford Championship of GB
RACE 8 - ROUND 20 - SPEED TRAPS

SECTOR 1				SECTOR 2			FINISH LINE		
POS	NO	NAME	MPH	NO	NAME	MPH	NO	NAME	MPH
1	1	Jeroen SLAGHEKKE	134.2	77	Antti BURI	133.7	4	Spike GODDARD	94.9
2	77	Antti BURI	134.2	19	Dan DE ZILLE	133.2	28	Geoff UHRHANE	94.8
3	28	Geoff UHRHANE	133.9	1	Jeroen SLAGHEKKE	132.9	1	Jeroen SLAGHEKKE	94.4
4	2	Scott MALVERN	133.4	5	Matthew PARRY	132.9	13	Phillippe LAYAC	94.2
5	3	Nick MCBRIDE	133.4	17	Luke WILLIAMS	132.9	15	Cavan CORCORAN	93.8
6	17	Luke WILLIAMS	133.4	47	Steijn SCHOTHORST	132.9	17	Luke WILLIAMS	93.7
7	47	Steijn SCHOTHORST	133.2	22	Neil ALBERICO	132.4	77	Antti BURI	93.4
8	5	Matthew PARRY	132.9	28	Geoff UHRHANE	131.8	2	Scott MALVERN	93.3
9	19	Dan DE ZILLE	132.6	4	Spike GODDARD	131.6	3	Nick MCBRIDE	93.1
10	22	Neil ALBERICO	132.6	15	Cavan CORCORAN	131.6	5	Matthew PARRY	93.1
11	4	Spike GODDARD	132.4	3	Nick MCBRIDE	131.3	19	Dan DE ZILLE	92.9
12	13	Phillippe LAYAC	132.4	27	Jelle BEELEN	131.3	47	Steijn SCHOTHORST	92.9
13	15	Cavan CORCORAN	131.6	13	Phillippe LAYAC	130.8	18	Max MARSHALL	92.7
14	18	Max MARSHALL	131.1	18	Max MARSHALL	130.6	22	Neil ALBERICO	92.7
15	27	Jelle BEELEN	129.8	2	Scott MALVERN	129.8	27	Jelle BEELEN	92.1
16	6	Matt RAO	129.6	6	Matt RAO	127.3	6	Matt RAO	91.8

Weather / Track : Cloudy / Dry

Donington Park GP
 Circuit Length = 2.4873 miles
 Start: 12:13 End: 12:33

Dunlop MSA Formula Ford Championship of GB

RACE 8 - ROUND 20 - POSITION CHART

No	Name	Laps Pos	1	2	3	4	5	6	7	8	9	10	11	12
			2	Scott MALVERN	1	2	2	2	2	2	2	2	2	2
28	Geoff UHRHANE	2	28	3	3	3	3	3	3	3	3	3	3	2
3	Nick MCBRIDE	3	3	28	28	28	28	28	1	1	1	1	1	1
77	Antti BURI	4	77	77	77	1	1	1	28	28	28	28	28	28
1	Jeroen SLAGHEKKE	5	1	1	1	77	77	77	77	77	77	77	77	77
19	Dan DE ZILLE	6	19	19	19	19	19	19	19	19	19	19	19	19
17	Luke WILLIAMS	7	17	17	17	17	17	17	17	5	5	5	5	5
5	Matthew PARRY	8	5	5	5	5	5	5	5	4	4	4	4	4
27	Jelle BEELEN	9	27	27	27	4	4	4	4	13	47	47	47	47
13	Phillippe LAYAC	10	13	4	4	27	13	13	13	47	13	13	13	13
4	Spike GODDARD	11	4	13	13	13	15	47	47	18	15	15	15	15
15	Cavan CORCORAN	12	15	15	15	22	47	18	18	15	18	18	18	18
47	Steijn SCHOTHORST	13	47	47	22	15	22	22	15	22	22	22	22	22
22	Neil ALBERICO	14	22	22	47	47	18	15	22	6	6	6	6	6
18	Max MARSHALL	15	18	18	18	18	6	6	6					
6	Matt RAO	16	6	6	6	6								

Weather / Track : Cloudy / Dry

Donington Park GP
 Circuit Length = 2.4873 miles
 Start: 12:13 End: 12:33

Dunlop MSA Formula Ford Championship of GB RACE 12 - ROUND 21 - CLASSIFICATION

POS	NO	CL	DRIVER / TEAM	CAR	LAPS	TIME	GAP	DIFF	MPH	BEST	ON
1	2	C	Scott MALVERN (GBR) Jamun Racing	Mygale SJ11	11	19:46.699			83.00	1:46.669	9
2	28	C	Geoff UHRHANE (AUS) JTR	Mygale SJ11	11	19:51.900	5.201	5.201	82.64	1:46.962	8
3	3	C	Nick MCBRIDE (AUS) Jamun Racing	Mygale SJ11	11	19:52.924	6.225	1.024	82.56	1:46.996	6
4	5	C	Matthew PARRY (GBR) Fluid Motorsport	Van Diemen LA11	11	19:55.955	9.256	3.031	82.36	1:46.602	9
5	77	C	Antti BURI (FIN) Geva Racing	Mygale SJ11	11	19:56.353	9.654	0.398	82.33	1:47.113	11
6	47	G	Steijn SCHOTHORST (NED) Geva Racing	Mygale SJ10	11	19:57.655	10.956	1.302	82.24	1:47.027	11
7	19	C	Dan DE ZILLE (JEY) JTR	Mygale SJ11	11	19:59.459	12.760	1.804	82.11	1:47.038	9
8	22	C	Neil ALBERICO (USA) Cliff Dempsey Racing	Ray GR 11	11	20:00.377	13.678	0.918	82.05	1:47.378	9
9	29	C	Tristan MINGAY (GBR) JTR	Mygale SJ09	11	20:06.979	20.280	6.602	81.60	1:47.763	6
10	13	C	Philippe LAYAC (FRA) Enigma Motorsport/Rendez-Vous Racing	Mygale SJ10	11	20:07.212	20.513	0.233	81.59	1:47.350	9
11	17	C	Luke WILLIAMS (GBR) Luke Williams Racing	Mygale SJ10	11	20:07.903	21.204	0.691	81.54	1:47.662	9
12	4	C	Spike GODDARD (AUS) Jamun Racing	Mygale SJ11	11	20:08.309	21.610	0.406	81.51	1:47.353	9
13	15	S	Cavan CORCORAN (GBR) Cliff Dempsey Racing	Ray GR10	11	20:16.905	30.206	8.596	80.94	1:48.407	7
14	18	S	Max MARSHALL (GBR) JTR	Mygale SJ09	11	20:17.352	30.653	0.447	80.91	1:48.042	5
NOT CLASSIFIED											
DNF	6	S	Matt RAO (GBR) Fluid Motorsport	Van Diemen LA08	1	2:13.308	10 laps	10 laps	67.17		
DNF	1	C	Jeroen SLAGHEKKE (NED) Jamun Racing	Mygale SJ11	0						
FASTEST LAP											
5	C	Matthew PARRY (GBR) Fluid Motorsport	Van Diemen LA11	9	1:46.602			83.99 mph	135.18 kph		
47	G	Steijn SCHOTHORST (NED) Geva Racing	Mygale SJ10	11	1:47.027			83.66 mph	134.64 kph		
18	S	Max MARSHALL (GBR) JTR	Mygale SJ09	5	1:48.042			82.87 mph	133.38 kph		

Weather / Track : Showers / Wet
These results are provisional until the conclusion of any judicial and technical matters.

Donington Park GP
Circuit Length = 2.4873 miles
Start: 15:19 End: 15:40

Clerk of Course :	Timekeeper :
-------------------	--------------

Dunlop MSA Formula Ford Championship of GB
RACE 12 - ROUND 21 - LAP CHART

Lap 1			Lap 2			Lap 3			Lap 4			Lap 5		
No	Behind	Laptime	No	Behind	Laptime	No	Behind	Laptime	No	Behind	Laptime	No	Behind	Laptime
2		1:53.319	2		1:48.170	2		1:47.350	2		1:47.170	2		1:47.537
19	1.013	1:54.332	28	1.902	1:48.613	28	3.080	1:48.528	28	3.447	1:47.537	28	3.362	1:47.452
3	1.137	1:54.456	3	2.289	1:49.322	3	3.821	1:48.882	3	4.652	1:48.001	3	4.842	1:47.727
28	1.459	1:54.778	19	2.537	1:49.694	19	4.742	1:49.555	19	6.209	1:48.637	77	6.919	1:48.214
22	3.214	1:56.533	77	4.852	1:49.246	77	5.562	1:48.060	77	6.242	1:47.850	5	7.771	1:48.775
77	3.776	1:57.095	5	5.473	1:49.189	5	6.086	1:47.963	5	6.533	1:47.617	19	8.139	1:49.467
5	4.454	1:57.773	22	5.880	1:50.836	22	7.333	1:48.803	22	7.926	1:47.763	22	8.511	1:48.122
47	5.447	1:58.766	47	6.861	1:49.584	47	8.067	1:48.556	47	9.028	1:48.131	47	9.339	1:47.848
17	5.562	1:58.881	17	8.256	1:50.864	17	9.897	1:48.991	17	11.536	1:48.809	17	12.558	1:48.559
4	6.108	1:59.427	29	8.729	1:50.043	29	10.268	1:48.889	29	12.357	1:49.259	29	12.844	1:48.024
29	6.856	2:00.175	4	9.665	1:51.727	4	11.569	1:49.254	4	13.674	1:49.275	4	14.765	1:48.628
13	8.601	2:01.920	13	10.091	1:49.660	13	12.425	1:49.684	13	14.244	1:48.989	13	15.689	1:48.982
15	9.519	2:02.838	18	12.305	1:50.685	18	15.215	1:50.260	18	19.026	1:50.981	18	19.531	1:48.042
18	9.790	2:03.109	15	13.669	1:52.320	15	17.473	1:51.154	15	19.814	1:49.511	15	22.067	1:49.790
6	19.989	2:13.308												

Weather / Track : Showers / Wet

Donington Park GP
 Circuit Length = 2.4873 miles
 Start: 15:19 End: 15:40

Dunlop MSA Formula Ford Championship of GB
RACE 12 - ROUND 21 - LAP CHART

Lap 6			Lap 7			Lap 8			Lap 9			Lap 10		
No	Behind	Laptime	No	Behind	Laptime	No	Behind	Laptime	No	Behind	Laptime	No	Behind	Laptime
2		1:47.310	2		1:47.026	2		1:46.801	2		1:46.669	2		1:46.822
28	3.293	1:47.241	28	3.352	1:47.085	28	3.513	1:46.962	28	4.113	1:47.269	28	5.129	1:47.838
3	4.528	1:46.996	3	4.973	1:47.471	3	5.615	1:47.443	3	6.327	1:47.381	3	7.021	1:47.516
77	8.492	1:48.883	77	9.027	1:47.561	77	9.696	1:47.470	5	10.127	1:46.602	5	10.395	1:47.090
5	9.288	1:48.827	5	9.627	1:47.365	5	10.194	1:47.368	77	10.589	1:47.562	77	11.066	1:47.299
22	9.658	1:48.457	22	10.202	1:47.570	22	11.116	1:47.715	22	11.825	1:47.378	47	12.454	1:47.368
19	9.959	1:49.130	47	11.144	1:47.850	47	11.394	1:47.051	47	11.908	1:47.183	19	13.095	1:47.568
47	10.320	1:48.291	19	11.567	1:48.634	19	11.980	1:47.214	19	12.349	1:47.038	22	13.733	1:48.730
29	13.297	1:47.763	29	14.831	1:48.560	29	15.860	1:47.830	29	17.093	1:47.902	29	19.280	1:49.009
17	14.107	1:48.859	17	15.443	1:48.362	17	16.693	1:48.051	17	17.686	1:47.662	13	19.675	1:48.106
4	15.601	1:48.146	13	16.974	1:47.694	13	17.710	1:47.537	13	18.391	1:47.350	17	20.147	1:49.283
13	16.306	1:47.927	4	17.595	1:49.020	4	18.633	1:47.839	4	19.317	1:47.353	4	20.646	1:48.151
18	21.167	1:48.946	18	23.208	1:49.067	18	25.026	1:48.619	18	27.264	1:48.907	18	29.521	1:49.079
15	23.523	1:48.766	15	24.904	1:48.407	15	26.881	1:48.778	15	28.660	1:48.448	15	30.309	1:48.471

Weather / Track : Showers / Wet

Donington Park GP
 Circuit Length = 2.4873 miles
 Start: 15:19 End: 15:40

Dunlop MSA Formula Ford Championship of GB
RACE 12 - ROUND 21 - LAP CHART

Lap 11		
No	Behind	Laptime
2		1:48.525
28	5.201	1:48.597
3	6.225	1:47.729
5	9.256	1:47.386
77	9.654	1:47.113
47	10.956	1:47.027
19	12.760	1:48.190
22	13.678	1:48.470
29	20.280	1:49.525
13	20.513	1:49.363
17	21.204	1:49.582
4	21.610	1:49.489
15	30.206	1:48.422
18	30.653	1:49.657

Weather / Track : Showers / Wet

Donington Park GP
Circuit Length = 2.4873 miles
Start: 15:19 End: 15:40

Dunlop MSA Formula Ford Championship of GB
RACE 12 - ROUND 21 - SECTOR ANALYSIS

1	Jeroen SLAGHEKKE				C Jamun Racing										
2	Scott MALVERN				C Jamun Racing										
1 -	100.2	44.042	124.0	41.355	89.2	1:53.319	7 -	23.046	103.2	43.419	125.4	40.561	90.7	1:47.026	
2 -	23.537	101.1	43.971	123.4	40.662	89.7	1:48.170	8 -	23.214	102.6	43.345	125.4	40.242	90.2	1:46.801
3 -	23.243	103.1	43.618	124.3	40.489	90.1	1:47.350	9 -	23.000	104.4	43.344	125.2	40.325	90.6	1:46.669
4 -	23.161	100.0	43.491	124.3	40.518	90.7	1:47.170	10 -	22.924	103.1	43.431	125.7	40.467	90.4	1:46.822
5 -	23.108	101.4	43.864	124.5	40.565	89.9	1:47.537	11 -	23.214	104.9	43.994	124.7	41.317	81.9	1:48.525
6 -	23.245	101.7	43.491	125.2	40.574	90.5	1:47.310								
3	Nick MCBRIDE				C Jamun Racing										
1 -	104.7	44.568	125.4	41.453	89.2	1:54.456	7 -	23.340	108.9	44.079	124.3	40.052	90.0	1:47.471	
2 -	23.478	105.2	44.471	125.2	41.373	89.6	1:49.322	8 -	23.551	107.7	43.659	125.0	40.233	88.0	1:47.443
3 -	23.484	102.6	44.408	125.7	40.990	89.9	1:48.882	9 -	23.391	108.9	43.661	124.3	40.329	89.7	1:47.381
4 -	23.375	103.6	44.029	124.7	40.597	89.6	1:48.001	10 -	23.415	108.2	43.545	125.0	40.556	90.7	1:47.516
5 -	23.466	106.9	44.042	124.7	40.219	90.1	1:47.727	11 -	23.313	114.7	43.962	124.5	40.454	88.7	1:47.729
6 -	23.032	109.8	43.804	124.0	40.160	90.4	1:46.996								
4	Spike GODDARD				C Jamun Racing										
1 -	93.3	46.407	122.9	42.734	88.1	1:59.427	7 -	23.051	108.2	44.585	120.5	41.384	89.4	1:49.020	
2 -	23.923	105.0	45.347	121.8	42.457	89.0	1:51.727	8 -	23.423	107.7	43.931	124.0	40.485	90.2	1:47.839
3 -	23.813	106.4	44.404	122.7	41.037	88.2	1:49.254	9 -	23.064	107.5	43.965	121.8	40.324	90.4	1:47.353
4 -	23.291	106.9	44.708	119.4	41.276	88.7	1:49.275	10 -	22.990	108.4	43.985	120.7	41.176	90.2	1:48.151
5 -	23.364	108.9	44.445	122.0	40.819	88.0	1:48.628	11 -	22.936	106.0	44.624	125.0	41.929	87.9	1:49.489
6 -	23.425	106.7	44.008	122.9	40.713	88.7	1:48.146								
5	Matthew PARRY				C Fluid Motorsport										
1 -	97.5	45.661	123.8	41.630	89.9	1:57.773	7 -	22.826	109.3	43.859	122.9	40.680	89.2	1:47.365	
2 -	23.139	112.2	44.482	124.3	41.568	86.7	1:49.189	8 -	23.122	109.3	43.703	123.6	40.543	89.4	1:47.368
3 -	23.094	110.9	43.689	125.4	41.180	88.2	1:47.963	9 -	22.869	106.5	43.594	124.7	40.139	89.7	1:46.602
4 -	23.165	108.1	43.706	124.7	40.746	89.7	1:47.617	10 -	22.965	112.6	43.616	122.9	40.509	89.4	1:47.090
5 -	23.519	97.7	44.419	125.4	40.837	89.1	1:48.775	11 -	23.113	108.9	43.742	122.2	40.531	89.5	1:47.386
6 -	22.994	110.0	44.418	123.6	41.415	86.9	1:48.827								
6	Matt RAO				S Fluid Motorsport										
1 -	91.7	56.174	119.0	44.818	86.3	2:13.308									
13	Philippe LAYAC				C Enigma Motorsport/Rendez-Vous Racing										
1 -	90.2	46.845	120.7	42.944	89.6	2:01.920	7 -	23.082	106.0	43.651	123.4	40.961	90.1	1:47.694	
2 -	23.706	102.6	43.966	125.7	41.988	89.6	1:49.660	8 -	23.198	104.9	43.729	123.6	40.610	87.5	1:47.537
3 -	23.653	102.0	44.487	124.3	41.544	89.2	1:49.684	9 -	23.187	104.9	43.440	124.7	40.723	91.7	1:47.350
4 -	23.267	101.5	43.865	124.3	41.857	89.5	1:48.989	10 -	22.801	107.5	43.792	123.6	41.513	91.4	1:48.106
5 -	23.393	104.9	44.052	125.7	41.537	88.2	1:48.982	11 -	23.323	99.4	44.522	124.3	41.518	91.5	1:49.363
6 -	23.145	104.7	43.472	117.5	41.310	90.9	1:47.927								
15	Cavan CORCORAN				S Cliff Dempsey Racing										
1 -	95.7	48.043	119.2	43.946	87.9	2:02.838	7 -	23.522	110.6	43.655	124.3	41.230	88.5	1:48.407	
2 -	24.651	102.3	45.319	122.7	42.350	88.4	1:52.320	8 -	23.482	105.8	44.117	122.9	41.179	89.4	1:48.778
3 -	24.063	105.5	44.674	124.0	42.417	87.6	1:51.154	9 -	23.587	110.7	43.987	123.6	40.874	89.2	1:48.448
4 -	23.775	105.2	44.106	124.5	41.630	89.2	1:49.511	10 -	23.430	112.0	44.114	122.7	40.927	89.2	1:48.471
5 -	23.608	108.2	44.164	123.8	42.018	88.2	1:49.790	11 -	23.235	110.6	43.877	124.3	41.310	87.3	1:48.422
6 -	23.405	108.8	43.860	124.0	41.501	86.6	1:48.766								
17	Luke WILLIAMS				C Luke Williams Racing										
1 -	92.8	46.232	122.9	42.978	88.9	1:58.881	7 -	23.303	109.3	43.957	125.0	41.102	90.7	1:48.362	
2 -	23.769	106.4	45.280	123.8	41.815	90.6	1:50.864	8 -	23.250	107.7	43.970	125.0	40.831	88.7	1:48.051
3 -	23.326	107.5	44.184	124.5	41.481	87.4	1:48.991	9 -	23.182	110.4	43.848	125.2	40.632	91.7	1:47.662
4 -	23.453	103.6	44.312	123.6	41.044	87.6	1:48.809	10 -	23.059	107.9	44.413	119.6	41.811	91.8	1:49.283
5 -	23.485	107.2	44.023	124.3	41.051	88.6	1:48.559	11 -	23.154	100.3	44.464	122.9	41.964	91.1	1:49.582
6 -	23.496	107.7	43.885	124.3	41.478	89.2	1:48.859								

Weather / Track : Showers / Wet

Donington Park GP
 Circuit Length = 2.4873 miles
 Start: 15:19 End: 15:40

Dunlop MSA Formula Ford Championship of GB
RACE 12 - ROUND 21 - SECTOR ANALYSIS

18	Max MARSHALL				S JTR										
1 -	92.3	47.281	123.6	43.910	<i>89.1</i>	2:03.109	7 -	23.350	108.2	44.198	123.1	41.519	86.5	1:49.067	
2 -	23.955	106.7	44.305	124.5	42.425	85.5	1:50.685	8 -	23.391	107.2	43.676	123.4	41.552	85.9	1:48.619
3 -	23.547	109.3	45.034	122.5	41.679	85.9	1:50.260	9 -	23.593	105.4	44.016	123.4	41.298	87.9	1:48.907
4 -	23.453	101.8	44.597	122.9	42.931	89.0	1:50.981	10 -	23.540	110.4	43.884	122.2	41.655	89.0	1:49.079
5 -	23.053	112.4	43.922	122.9	41.067	87.3	1:48.042	11 -	23.334	108.1	44.087	123.4	42.236	86.6	1:49.657
6 -	23.558	108.4	43.900	124.0	41.488	88.2	1:48.946								
19	Dan DE ZILLE				C JTR										
1 -	104.5	44.556	124.5	41.609	87.9	1:54.332	7 -	22.914	110.4	45.085	122.0	40.635	91.0	1:48.634	
2 -	23.377	103.1	44.425	124.3	41.892	89.6	1:49.694	8 -	23.039	112.4	43.829	125.7	40.346	90.5	1:47.214
3 -	23.604	104.9	44.710	124.5	41.241	88.2	1:49.555	9 -	23.147	107.4	43.714	126.9	40.177	90.9	1:47.038
4 -	23.226	107.4	44.115	124.3	41.296	88.9	1:48.637	10 -	22.962	106.7	43.566	126.4	41.040	89.5	1:47.568
5 -	23.403	105.7	44.486	126.4	41.578	86.8	1:49.467	11 -	23.026	109.3	44.061	123.6	41.103	89.7	1:48.190
6 -	23.047	108.6	44.741	125.7	41.342	89.4	1:49.130								
22	Neil ALBERICO				C Cliff Dempsey Racing										
1 -	95.7	45.234	122.9	41.890	89.0	1:56.533	7 -	22.831	109.3	44.187	125.0	40.552	90.4	1:47.570	
2 -	23.481	104.7	44.739	123.1	42.616	88.1	1:50.836	8 -	23.237	107.4	44.052	125.0	40.426	89.2	1:47.715
3 -	23.489	109.5	43.858	124.0	41.456	89.4	1:48.803	9 -	23.187	112.0	43.644	125.2	40.547	89.9	1:47.378
4 -	23.244	108.6	43.658	123.1	40.861	90.4	1:47.763	10 -	23.341	102.6	43.351	124.5	42.038	89.6	1:48.730
5 -	23.147	107.2	43.503	125.2	41.472	90.2	1:48.122	11 -	23.181	108.8	43.719	124.0	41.570	88.1	1:48.470
6 -	23.148	108.6	43.800	125.4	41.509	89.7	1:48.457								
28	Geoff UHRHANE				C JTR										
1 -	97.4	44.612	125.4	41.315	89.7	1:54.778	7 -	23.003	106.5	43.807	122.9	40.275	90.1	1:47.085	
2 -	23.456	101.4	44.264	124.5	40.893	90.1	1:48.613	8 -	23.104	104.5	43.656	123.4	40.202	90.0	1:46.962
3 -	23.380	97.5	44.412	123.1	40.736	90.7	1:48.528	9 -	23.125	106.4	43.652	122.9	40.492	88.9	1:47.269
4 -	23.130	102.8	43.762	123.4	40.645	88.2	1:47.537	10 -	23.215	102.8	43.818	122.7	40.805	91.1	1:47.838
5 -	23.265	102.0	43.878	123.1	40.309	91.8	1:47.452	11 -	23.114	103.2	44.154	123.1	41.329	80.1	1:48.597
6 -	23.100	104.2	43.515	123.4	40.626	91.1	1:47.241								
29	Tristan MINGAY				C JTR										
1 -	85.8	47.279	123.1	41.657	88.2	2:00.175	7 -	23.218	109.7	44.625	122.5	40.717	89.9	1:48.560	
2 -	23.445	102.5	45.161	120.9	41.437	90.6	1:50.043	8 -	23.232	106.2	44.037	122.2	40.561	88.9	1:47.830
3 -	23.446	104.4	44.138	124.3	41.305	88.7	1:48.889	9 -	23.324	102.6	44.040	122.5	40.538	90.4	1:47.902
4 -	23.563	102.8	44.176	124.3	41.520	89.0	1:49.259	10 -	23.209	103.4	44.428	121.6	41.372	88.7	1:49.009
5 -	23.365	107.9	43.936	124.0	40.723	87.2	1:48.024	11 -	23.523	103.4	44.663	121.6	41.339	89.1	1:49.525
6 -	23.597	108.6	43.712	125.7	40.454	89.4	1:47.763								
47	Steijn SCHOTHORST				G Geva Racing										
1 -	92.2	45.712	125.9	41.919	86.7	1:58.766	7 -	23.044	104.0	44.447	123.8	40.359	90.4	1:47.850	
2 -	23.714	101.7	45.039	122.9	40.831	89.0	1:49.584	8 -	23.112	103.9	43.798	124.7	40.141	89.5	1:47.051
3 -	23.213	103.9	44.687	123.6	40.656	87.8	1:48.556	9 -	23.193	103.7	43.929	125.7	40.061	89.6	1:47.183
4 -	23.084	104.7	44.442	124.3	40.605	88.1	1:48.131	10 -	22.935	104.9	43.663	123.6	40.770	89.9	1:47.368
5 -	23.156	104.7	44.535	123.8	40.157	89.4	1:47.848	11 -	23.343	105.2	43.606	123.8	40.078	88.0	1:47.027
6 -	23.079	104.4	44.510	125.4	40.702	89.0	1:48.291								
77	Antti BURI				C Geva Racing										
1 -	100.0	45.436	124.0	42.590	89.6	1:57.095	7 -	23.039	113.0	43.707	124.0	40.815	87.6	1:47.561	
2 -	23.270	110.7	44.690	125.9	41.286	90.1	1:49.246	8 -	23.144	113.0	43.802	124.5	40.524	90.4	1:47.470
3 -	23.207	112.8	43.852	124.5	41.001	89.5	1:48.060	9 -	23.002	114.5	43.712	123.8	40.848	89.0	1:47.562
4 -	23.138	111.5	43.936	125.2	40.776	86.9	1:47.850	10 -	22.877	113.6	43.855	124.7	40.567	90.1	1:47.299
5 -	23.486	104.7	44.066	123.6	40.662	89.0	1:48.214	11 -	23.002	111.8	43.768	124.5	40.343	90.0	1:47.113
6 -	23.089	114.9	44.868	123.6	40.926	89.2	1:48.883								

Weather / Track : Showers / Wet

Donington Park GP
 Circuit Length = 2.4873 miles
 Start: 15:19 End: 15:40

Dunlop MSA Formula Ford Championship of GB

RACE 12 - ROUND 21 - BEST SECTOR TIMES

SECTOR 1			SECTOR 2			SECTOR 3			IDEAL / BEST COMPARISON						
POS	NO	NAME	TIME	NO	NAME	TIME	NO	NAME	TIME	POS	NO	NAME	IDEAL	BEST	DIFF
1	13	LAYAC	22.801	2	MALVERN	43.344	3	MCBRIDE	40.052	1	2	MALVERN	1:46.510	1:46.669	0.159
2	5	PARRY	22.826	22	ALBERICO	43.351	47	SCHOTHORST	40.061	2	5	PARRY	1:46.559	1:46.602	0.043
3	22	ALBERICO	22.831	13	LAYAC	43.440	5	PARRY	40.139	3	47	SCHOTHORST	1:46.602	1:47.027	0.425
4	77	BURI	22.877	28	UHRHANE	43.515	19	DE ZILLE	40.177	4	22	ALBERICO	1:46.608	1:47.378	0.770
5	19	DE ZILLE	22.914	3	MCBRIDE	43.545	28	UHRHANE	40.202	5	3	MCBRIDE	1:46.629	1:46.996	0.367
6	2	MALVERN	22.924	19	DE ZILLE	43.566	2	MALVERN	40.242	6	19	DE ZILLE	1:46.657	1:47.038	0.381
7	47	SCHOTHORST	22.935	5	PARRY	43.594	4	GODDARD	40.324	7	28	UHRHANE	1:46.720	1:46.962	0.242
8	4	GODDARD	22.936	47	SCHOTHORST	43.606	77	BURI	40.343	8	13	LAYAC	1:46.851	1:47.350	0.499
9	28	UHRHANE	23.003	15	CORCORAN	43.655	22	ALBERICO	40.426	9	77	BURI	1:46.927	1:47.113	0.186
10	3	MCBRIDE	23.032	18	MARSHALL	43.676	29	MINGAY	40.454	10	4	GODDARD	1:47.191	1:47.353	0.162
11	18	MARSHALL	23.053	77	BURI	43.707	13	LAYAC	40.610	11	29	MINGAY	1:47.375	1:47.763	0.388
12	17	WILLIAMS	23.059	29	MINGAY	43.712	17	WILLIAMS	40.632	12	17	WILLIAMS	1:47.539	1:47.662	0.123
13	29	MINGAY	23.209	17	WILLIAMS	43.848	15	CORCORAN	40.874	13	15	CORCORAN	1:47.764	1:48.407	0.643
14	15	CORCORAN	23.235	4	GODDARD	43.931	18	MARSHALL	41.067	14	18	MARSHALL	1:47.796	1:48.042	0.246
15	6	RAO	24.669	6	RAO	56.174	6	RAO	44.818	15	6	RAO	2:05.661		
												Perfect Lap		1:46.197	

Weather / Track : Showers / Wet

Donington Park GP
Circuit Length = 2.4873 miles
Start: 15:19 End: 15:40

Dunlop MSA Formula Ford Championship of GB
RACE 12 - ROUND 21 - SPEED TRAPS

SECTOR 1				SECTOR 2			FINISH LINE			
POS	NO	NAME	MPH	NO	NAME	MPH	NO	NAME	MPH	
1	77	Antti BURI	114.9	19	Dan DE ZILLE	126.9	17	Luke WILLIAMS	91.8	
2	3	Nick MCBRIDE	114.7	47	Steijn SCHOTHORST	125.9	28	Geoff UHRHANE	91.8	
3	5	Matthew PARRY	112.6	77	Antti BURI	125.9	13	Philippe LAYAC	91.7	
4	18	Max MARSHALL	112.4	2	Scott MALVERN	125.7	19	Dan DE ZILLE	91.0	
5	19	Dan DE ZILLE	112.4	3	Nick MCBRIDE	125.7	2	Scott MALVERN	90.7	
6	15	Cavan CORCORAN	112.0	13	Philippe LAYAC	125.7	3	Nick MCBRIDE	90.7	
7	22	Neil ALBERICO	112.0	29	Tristan MINGAY	125.7	29	Tristan MINGAY	90.6	
8	17	Luke WILLIAMS	110.4	5	Matthew PARRY	125.4	4	Spike GODDARD	90.4	
9	29	Tristan MINGAY	109.7	22	Neil ALBERICO	125.4	22	Neil ALBERICO	90.4	
10	4	Spike GODDARD	108.9	28	Geoff UHRHANE	125.4	47	Steijn SCHOTHORST	90.4	
11	13	Philippe LAYAC	107.5	17	Luke WILLIAMS	125.2	77	Antti BURI	90.4	
12	28	Geoff UHRHANE	106.5	4	Spike GODDARD	125.0	5	Matthew PARRY	89.9	
13	47	Steijn SCHOTHORST	105.2	15	Cavan CORCORAN	124.5	15	Cavan CORCORAN	89.4	
14	2	Scott MALVERN	104.9	18	Max MARSHALL	124.5	18	Max MARSHALL	89.1	
15	6	Matt RAO	98.7	6	Matt RAO	119.0	6	Matt RAO	86.3	

Weather / Track : Showers / Wet

Donington Park GP
 Circuit Length = 2.4873 miles
 Start: 15:19 End: 15:40

Dunlop MSA Formula Ford Championship of GB

RACE 12 - ROUND 21 - POSITION CHART

No	Name	Pos	Laps											
			1	2	3	4	5	6	7	8	9	10	11	
2	Scott MALVERN	1	2	2	2	2	2	2	2	2	2	2	2	2
19	Dan DE ZILLE	2	19	28	28	28	28	28	28	28	28	28	28	28
3	Nick MCBRIDE	3	3	3	3	3	3	3	3	3	3	3	3	3
28	Geoff UHRHANE	4	28	19	19	19	77	77	77	77	5	5	5	5
22	Neil ALBERICO	5	22	77	77	77	5	5	5	5	5	77	77	77
77	Antti BURI	6	77	5	5	5	19	22	22	22	22	47	47	47
5	Matthew PARRY	7	5	22	22	22	22	19	47	47	47	19	19	19
47	Steijn SCHOTHORST	8	47	47	47	47	47	47	19	19	19	22	22	22
17	Luke WILLIAMS	9	17	17	17	17	17	29	29	29	29	29	29	29
4	Spike GODDARD	10	4	29	29	29	29	17	17	17	17	13	13	13
29	Tristan MINGAY	11	29	4	4	4	4	4	13	13	13	17	17	17
13	Phillippe LAYAC	12	13	13	13	13	13	13	4	4	4	4	4	4
15	Cavan CORCORAN	13	15	18	18	18	18	18	18	18	18	18	18	15
18	Max MARSHALL	14	18	15	15	15	15	15	15	15	15	15	15	18
6	Matt RAO	15	6											

Weather / Track : Showers / Wet

Donington Park GP
 Circuit Length = 2.4873 miles
 Start: 15:19 End: 15:40