



# MSA FORMULA FORD CHAMPIONSHIP OF GB

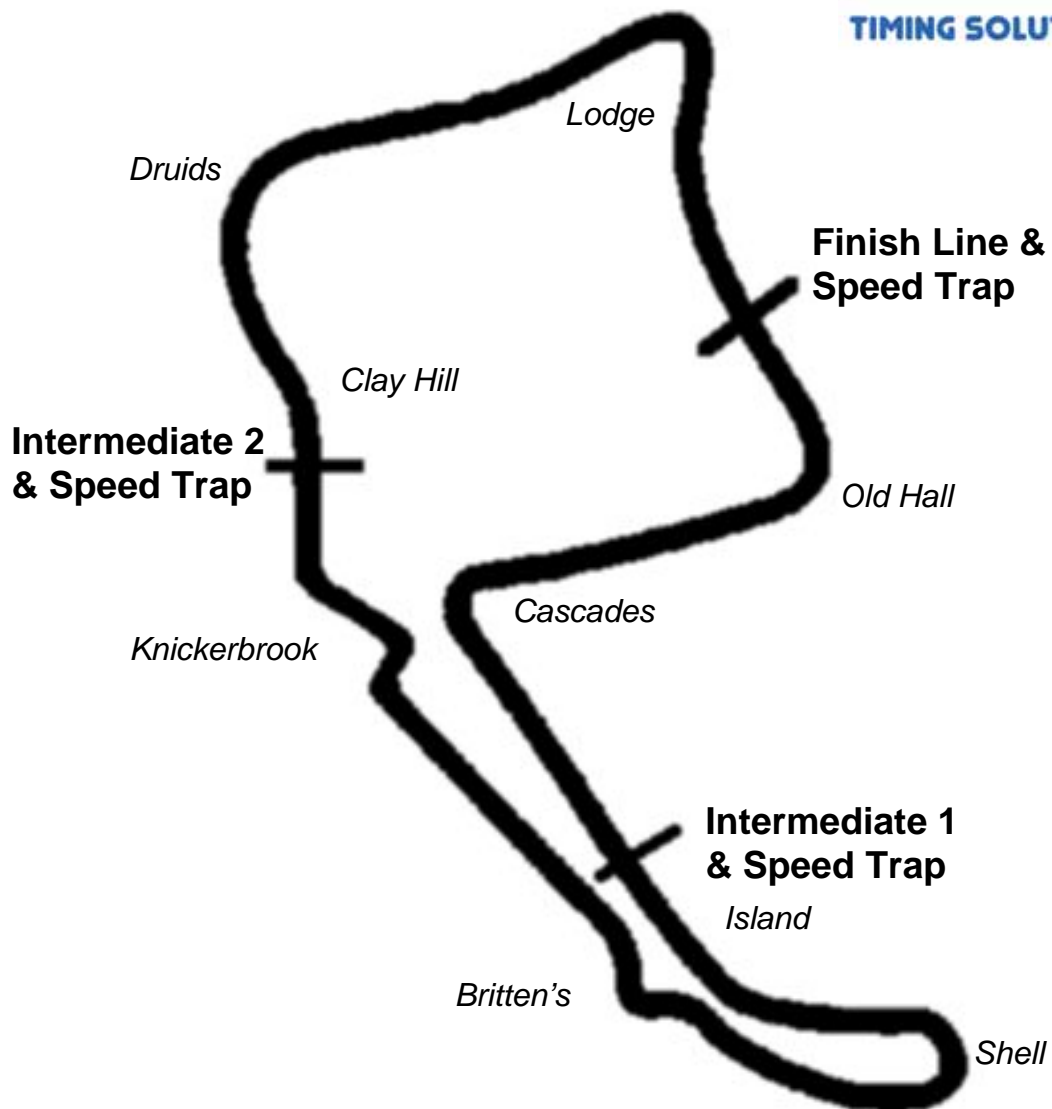
Round 4, 5 & 6  
Oulton Park International

23rd April & 25th April 2011



Results Provided by Timing Solutions Ltd  
[www.tsl-timing.com](http://www.tsl-timing.com)

# OULTON PARK INTERNATIONAL



Circuit Length: 2.6920 miles / 4332.4 metres  
Intermediate 1: 1163 metres  
Intermediate 2: 3066 metres  
Pit In: 4314 metres  
Pit Out: 180 metres after Finish Line  
Pit In – Pit Out: 200 metres, @ 60kph = 12.0 seconds, @ 80kph = 9.0 seconds

## Dunlop MSA Formula Ford Championship of GB

### QUALIFYING - RACE 3 - ROUND 4 - CLASSIFICATION

POS	NO	CL	DRIVER / TEAM	CAR	TIME	ON	LAPS	GAP	DIFF	MPH
1	2	C	<b>Scott MALVERN (GBR)</b> Jamun Racing	Mygale SJ11	<b>1:39.581</b>	8	9			97.32
2	1	C	<b>Jeroen SLAGHEKKE (NED)</b> Jamun Racing	Mygale SJ11	<b>1:39.935</b>	9	9	<b>0.354</b>	0.354	96.97
3	3	C	<b>Nick MCBRIDE (AUS)</b> Jamun Racing	Mygale SJ11	<b>1:40.235</b>	8	8	<b>0.654</b>	0.300	96.68
4	9	C	<b>Jake COOK (GBR)</b> Jamun Racing	Mygale SJ11	<b>1:40.428</b>	5	5	<b>0.847</b>	0.193	96.50
5	19	C	<b>Dan DE ZILLE (JEY)</b> JTR	Mygale SJ11	<b>1:40.478</b>	8	9	<b>0.897</b>	0.050	96.45
6	77	C	<b>Antti BURI (FIN)</b> LMS	Mygale SJ08	<b>1:40.552</b>	9	9	<b>0.971</b>	0.074	96.38
7	28	C	<b>Geoff UHRHANE (AUS)</b> JTR	Mygale SJ11	<b>1:40.719</b>	8	9	<b>1.138</b>	0.167	96.22
8	23	C	<b>Jonny MCMULLAN (GBR)</b> Cliff Dempsey Racing	Ray GR 11	<b>1:40.850</b>	5	9	<b>1.269</b>	0.131	96.09
9	4	C	<b>Spike GODDARD (AUS)</b> Jamun Racing	Mygale SJ11	<b>1:41.079</b>	10	10	<b>1.498</b>	0.229	95.87
10	5	C	<b>Matthew PARRY (GBR)</b> Fluid Motorsport	Van Diemen LA09	<b>1:41.101</b>	5	9	<b>1.520</b>	0.022	95.85
11	12	C	<b>Jesse ANTTILA (FIN)</b> Raysport	Ray GR 09	<b>1:41.190</b>	5	5	<b>1.609</b>	0.089	95.77
12	29	C	<b>Tristan MINGAY (GBR)</b> JTR	Mygale SJ09	<b>1:41.224</b>	9	9	<b>1.643</b>	0.034	95.74
13	22	C	<b>Neil ALBERICO (USA)</b> Cliff Dempsey Racing	Ray GR 10	<b>1:41.262</b>	8	8	<b>1.681</b>	0.038	95.70
14	17	C	<b>Luke WILLIAMS (GBR)</b> Luke Williams Racing	Mygale SJ10	<b>1:41.384</b>	8	9	<b>1.803</b>	0.122	95.59
15	13	C	<b>Philippe LAYAC (FRA)</b> Enigma Motorsport/Rendez-Vous Racing	Mygale SJ10	<b>1:41.436</b>	8	9	<b>1.855</b>	0.052	95.54
16	15	S	<b>Cavan CORCORAN (GBR)</b> Getem Racing	Mygale SJ07	<b>1:41.494</b>	9	9	<b>1.913</b>	0.058	95.48
17	25	S	<b>David MOORE (GBR)</b> Tockwith Motorsports	Ray GR 08	<b>1:43.841</b>	9	9	<b>4.260</b>	2.347	93.32
18	39	C	<b>David ELLESLEY (GBR)</b> Race Car Consultants	Juno JA2010	<b>1:45.126</b>	8	9	<b>5.545</b>	1.285	92.18
19	24	S	<b>Jake JACKSON (GBR)</b> Tockwith Motorsports	Ray GR 08	<b>1:46.800</b>	5	7	<b>7.219</b>	1.674	90.74

Weather / Track : Cloudy / Dry

These results are provisional until the conclusion of any judicial and technical matters.

Oulton Park International  
Circuit Length = 2.6920 miles  
Start: 12:01 End: 12:30

Clerk of Course :

Timekeeper :

# Dunlop MSA Formula Ford Championship of GB

## QUALIFYING - RACE 6 - ROUND 5 - 2ND FASTEST CLASSIFICATION

POS	NO	CL	DRIVER / TEAM	CAR	TIME	ON	LAPS	GAP	DIFF	MPH
1	2	C	<b>Scott MALVERN (GBR)</b> Jamun Racing	Mygale SJ11	<b>1:39.838</b>	9	9			97.07
2	1	C	<b>Jeroen SLAGHEKKE (NED)</b> Jamun Racing	Mygale SJ11	<b>1:40.243</b>	5	9	<b>0.405</b>	0.405	96.67
3	3	C	<b>Nick MCBRIDE (AUS)</b> Jamun Racing	Mygale SJ11	<b>1:40.337</b>	7	8	<b>0.499</b>	0.094	96.58
4	77	C	<b>Antti BURI (FIN)</b> LMS	Mygale SJ08	<b>1:40.634</b>	8	9	<b>0.796</b>	0.297	96.30
5	28	C	<b>Geoff UHRHANE (AUS)</b> JTR	Mygale SJ11	<b>1:40.719</b>	9	9	<b>0.881</b>	0.085	96.22
6	19	C	<b>Dan DE ZILLE (JEY)</b> JTR	Mygale SJ11	<b>1:40.939</b>	9	9	<b>1.101</b>	0.220	96.01
7	22	C	<b>Neil ALBERICO (USA)</b> Cliff Dempsey Racing	Ray GR 10	<b>1:41.277</b>	7	8	<b>1.439</b>	0.338	95.69
8	23	C	<b>Jonny MCMULLAN (GBR)</b> Cliff Dempsey Racing	Ray GR 11	<b>1:41.348</b>	9	9	<b>1.510</b>	0.071	95.62
9	5	C	<b>Matthew PARRY (GBR)</b> Fluid Motorsport	Van Diemen LA09	<b>1:41.366</b>	8	9	<b>1.528</b>	0.018	95.60
10	4	C	<b>Spike GODDARD (AUS)</b> Jamun Racing	Mygale SJ11	<b>1:41.452</b>	6	10	<b>1.614</b>	0.086	95.52
11	13	C	<b>Philippe LAYAC (FRA)</b> Enigma Motorsport/Rendez-Vous Racing	Mygale SJ10	<b>1:41.461</b>	9	9	<b>1.623</b>	0.009	95.51
12	12	C	<b>Jesse ANTTILA (FIN)</b> Raysport	Ray GR 09	<b>1:41.537</b>	4	5	<b>1.699</b>	0.076	95.44
13	29	C	<b>Tristan MINGAY (GBR)</b> JTR	Mygale SJ09	<b>1:41.677</b>	8	9	<b>1.839</b>	0.140	95.31
14	17	C	<b>Luke WILLIAMS (GBR)</b> Luke Williams Racing	Mygale SJ10	<b>1:41.805</b>	9	9	<b>1.967</b>	0.128	95.19
15	15	S	<b>Cavan CORCORAN (GBR)</b> Getem Racing	Mygale SJ07	<b>1:42.005</b>	8	9	<b>2.167</b>	0.200	95.00
16	9	C	<b>Jake COOK (GBR)</b> Jamun Racing	Mygale SJ11	<b>1:42.796</b>	4	5	<b>2.958</b>	0.791	94.27
17	25	S	<b>David MOORE (GBR)</b> Tockwith Motorsports	Ray GR 08	<b>1:44.307</b>	8	9	<b>4.469</b>	1.511	92.91
18	39	C	<b>David ELLESLEY (GBR)</b> Race Car Consultants	Juno JA2010	<b>1:45.295</b>	9	9	<b>5.457</b>	0.988	92.03
19	24	S	<b>Jake JACKSON (GBR)</b> Tockwith Motorsports	Ray GR 08	<b>1:47.527</b>	4	7	<b>7.689</b>	2.232	90.12

Weather / Track : Cloudy / Dry

These results are provisional until the conclusion of any judicial and technical matters.

Oulton Park International  
Circuit Length = 2.6920 miles  
Start: 12:01 End: 12:30

Clerk of Course :

Timekeeper :

## Dunlop MSA Formula Ford Championship of GB

### QUALIFYING - RACE 11 - ROUND 6 - 3RD FASTEST CLASSIFICATION

POS	NO	CL	DRIVER / TEAM	CAR	TIME	ON	LAPS	GAP	DIFF	MPH
1	2	C	<b>Scott MALVERN (GBR)</b> Jamun Racing	Mygale SJ11	<b>1:40.027</b>	5	9			96.88
2	1	C	<b>Jeroen SLAGHEKKE (NED)</b> Jamun Racing	Mygale SJ11	<b>1:40.271</b>	7	9	<b>0.244</b>	0.244	96.65
3	3	C	<b>Nick MCBRIDE (AUS)</b> Jamun Racing	Mygale SJ11	<b>1:40.447</b>	4	8	<b>0.420</b>	0.176	96.48
4	19	C	<b>Dan DE ZILLE (JEY)</b> JTR	Mygale SJ11	<b>1:41.063</b>	5	9	<b>1.036</b>	0.616	95.89
5	77	C	<b>Antti BURI (FIN)</b> LMS	Mygale SJ08	<b>1:41.114</b>	4	9	<b>1.087</b>	0.051	95.84
6	28	C	<b>Geoff UHRHANE (AUS)</b> JTR	Mygale SJ11	<b>1:41.129</b>	7	9	<b>1.102</b>	0.015	95.83
7	5	C	<b>Matthew PARRY (GBR)</b> Fluid Motorsport	Van Diemen LA09	<b>1:41.415</b>	4	9	<b>1.388</b>	0.286	95.56
8	4	C	<b>Spike GODDARD (AUS)</b> Jamun Racing	Mygale SJ11	<b>1:41.594</b>	5	10	<b>1.567</b>	0.179	95.39
9	13	C	<b>Philippe LAYAC (FRA)</b> Enigma Motorsport/Rendez-Vous Racing	Mygale SJ10	<b>1:41.680</b>	5	9	<b>1.653</b>	0.086	95.31
10	29	C	<b>Tristan MINGAY (GBR)</b> JTR	Mygale SJ09	<b>1:41.734</b>	4	9	<b>1.707</b>	0.054	95.26
11	22	C	<b>Neil ALBERICO (USA)</b> Cliff Dempsey Racing	Ray GR 10	<b>1:42.049</b>	4	8	<b>2.022</b>	0.315	94.96
12	23	C	<b>Jonny MCMULLAN (GBR)</b> Cliff Dempsey Racing	Ray GR 11	<b>1:42.063</b>	4	9	<b>2.036</b>	0.014	94.95
13	15	S	<b>Cavan CORCORAN (GBR)</b> Getem Racing	Mygale SJ07	<b>1:42.319</b>	7	9	<b>2.292</b>	0.256	94.71
14	17	C	<b>Luke WILLIAMS (GBR)</b> Luke Williams Racing	Mygale SJ10	<b>1:42.353</b>	4	9	<b>2.326</b>	0.034	94.68
15	12	C	<b>Jesse ANTTILA (FIN)</b> Raysport	Ray GR 09	<b>1:43.981</b>	3	5	<b>3.954</b>	1.628	93.20
16	25	S	<b>David MOORE (GBR)</b> Tockwith Motorsports	Ray GR 08	<b>1:44.411</b>	7	9	<b>4.384</b>	0.430	92.81
17	39	C	<b>David ELLESLEY (GBR)</b> Race Car Consultants	Juno JA2010	<b>1:45.367</b>	7	9	<b>5.340</b>	0.956	91.97
18	9	C	<b>Jake COOK (GBR)</b> Jamun Racing	Mygale SJ11	<b>1:46.407</b>	3	5	<b>6.380</b>	1.040	91.07
19	24	S	<b>Jake JACKSON (GBR)</b> Tockwith Motorsports	Ray GR 08	<b>1:52.293</b>	3	7	<b>12.266</b>	5.886	86.30

Weather / Track : Cloudy / Dry

These results are provisional until the conclusion of any judicial and technical matters.

Oulton Park International  
Circuit Length = 2.6920 miles  
Start: 12:01 End: 12:30

Clerk of Course :		Timekeeper :
-------------------	--	--------------

# Dunlop MSA Formula Ford Championship of GB

## QUALIFYING - SECTOR ANALYSIS

<b>1</b>	<b>Jeroen SLAGHEKKE</b>					<b>C Jamun Racing</b>									
1-	Out	43.4	1:32.490	49.2	47.566	73.3	3:01.661	6-	<b>11:39.480</b>	86.9	53.853	108.4	28.593	109.7	13:01.926
2-	36.910	62.5	1:06.964	84.9	29.653	109.7	2:13.527	7-	24.533	125.9	48.262	<b>111.1</b>	<b>27.476</b>	<b>112.0</b>	1:40.271
3-	24.934	125.2	49.660	107.2	28.166	<b>112.0</b>	1:42.760	8-	27.151	104.0	51.652	110.7	28.116	109.5	1:46.919
4-	25.129	124.7	48.646	110.0	27.578	110.7	1:41.353	9-	24.354	<b>127.3</b>	<b>47.930</b>	110.4	27.651	110.7	<b>1:39.935</b>
5-	24.443	126.4	48.309	110.9	27.491	110.6	1:40.243								
<b>2</b>	<b>Scott MALVERN</b>					<b>C Jamun Racing</b>									
1-	Out	56.5	1:18.833	71.0	44.730	67.1	2:40.646	6-	11:57.312	109.3	54.143	107.0	28.008	109.8	13:19.463
2-	37.731	70.8	1:08.714	63.2	37.066	99.4	2:23.511	7-	24.566	124.7	47.921	110.4	27.556	<b>110.4</b>	1:40.043
3-	26.866	121.4	50.750	108.6	28.568	<b>110.4</b>	1:46.184	8-	24.355	<b>126.4</b>	<b>47.766</b>	<b>110.6</b>	<b>27.460</b>	109.8	<b>1:39.581</b>
4-	25.056	122.9	48.826	109.1	27.736	110.2	1:41.618	9-	<b>24.264</b>	125.9	48.037	110.4	27.537	109.5	1:39.838
5-	24.465	<b>126.4</b>	48.031	<b>110.6</b>	27.531	<b>110.4</b>	1:40.027								
<b>3</b>	<b>Nick MCBRIDE</b>					<b>C Jamun Racing</b>									
1-	29.786	101.1	58.496	92.3	33.724	106.0	2:02.006	5-	<b>11:44.021</b>	121.4	49.353	107.7	28.222	108.4	13:01.596
2-	28.731	62.8	55.099	107.4	32.197	109.8	1:56.027	6-	24.877	122.2	48.271	108.9	27.826	108.9	1:40.974
3-	24.877	124.5	48.649	109.5	27.918	110.4	1:41.444	7-	24.550	125.2	48.108	109.3	27.679	108.6	1:40.337
4-	24.576	125.7	48.236	<b>110.2</b>	<b>27.635</b>	<b>110.6</b>	1:40.447	8-	24.542	124.7	<b>48.003</b>	109.8	27.690	109.7	<b>1:40.235</b>
<b>4</b>	<b>Spike GODDARD</b>					<b>C Jamun Racing</b>									
1-	Out	62.5	1:01.228	102.5	30.105	105.0	2:05.624	6-	24.733	124.5	48.753	<b>108.1</b>	27.966	107.0	1:41.452
2-	26.460	120.5	51.448	105.5	28.816	107.0	1:46.724	7-	<b>11:14.653</b>	112.2	53.133	105.8	28.214	107.5	12:36.000
3-	25.361	122.9	49.125	106.9	28.243	107.7	1:42.729	8-	24.836	<b>125.0</b>	48.888	107.5	27.949	107.2	1:41.673
4-	25.128	122.9	48.790	<b>108.1</b>	28.023	107.5	1:41.941	9-	25.017	123.6	49.040	<b>108.1</b>	27.930	107.0	1:41.987
5-	24.816	124.5	48.625	107.5	28.153	107.5	1:41.594	10-	24.966	124.7	<b>48.372</b>	<b>108.1</b>	<b>27.741</b>	<b>107.9</b>	<b>1:41.079</b>
<b>5</b>	<b>Matthew PARRY</b>					<b>C Fluid Motorsport</b>									
1-	Out	62.4	1:18.073	63.7	40.027	80.4	2:32.211	6-	<b>12:10.439</b>	111.7	<b>51.366</b>	109.7	28.761	108.9	13:30.566
2-	31.165	95.5	54.579	106.2	29.059	107.4	1:54.803	7-	24.946	113.9	49.446	<b>110.4</b>	27.915	110.0	1:42.307
3-	25.451	123.6	49.296	108.9	31.505	109.1	1:46.252	8-	24.737	<b>127.1</b>	48.545	109.7	28.084	108.4	1:41.366
4-	24.942	123.6	48.590	109.5	27.883	110.0	1:41.415	9-	25.478	121.1	48.612	110.0	27.809	109.8	1:41.899
5-	24.883	124.5	48.455	109.8	<b>27.763</b>	<b>110.2</b>	<b>1:41.101</b>								
<b>9</b>	<b>Jake COOK</b>					<b>C Jamun Racing</b>									
1-	Out	53.9	1:21.144	65.6	43.937	73.3	2:43.652	4-	25.788	123.6	49.227	108.9	27.781	110.0	1:42.796
2-	37.766	67.9	1:08.583	69.8	36.922	97.5	2:23.271	5-	<b>24.505</b>	<b>125.4</b>	<b>48.188</b>	<b>109.1</b>	<b>27.735</b>	109.8	<b>1:40.428</b>
3-	27.006	118.1	50.783	108.8	28.618	<b>110.4</b>	1:46.407								
<b>12</b>	<b>Jesse ANTTILA</b>					<b>C Raysport</b>									
1-	Out	70.8	1:16.203	73.6	38.264	82.5	2:28.255	4-	25.000	124.5	48.671	109.5	27.866	110.2	1:41.537
2-	31.544	97.8	53.940	102.9	29.450	95.9	1:54.934	5-	24.812	125.7	<b>48.562</b>	110.0	<b>27.816</b>	<b>111.3</b>	<b>1:41.190</b>
3-	25.542	124.3	48.803	<b>110.9</b>	29.636	110.4	1:43.981								
<b>13</b>	<b>Philippe LAYAC</b>					<b>C Enigma Motorsport/Rendez-Vous Racing</b>									
1-	Out	61.9	1:13.279	63.6	33.188	93.1	2:26.825	6-	12:52.704	106.7	53.863	104.4	29.220	105.8	14:15.787
2-	28.126	107.4	51.507	108.6	28.996	110.0	1:48.629	7-	25.527	124.0	48.710	107.9	28.318	108.2	1:42.555
3-	25.526	125.0	49.444	109.8	28.108	<b>111.1</b>	1:43.078	8-	24.855	124.0	<b>48.454</b>	108.2	28.127	108.8	<b>1:41.436</b>
4-	25.225	123.4	49.145	<b>110.2</b>	28.267	110.6	1:42.637	9-	<b>24.796</b>	124.5	48.575	108.2	28.090	108.8	1:41.461
5-	24.900	<b>125.9</b>	48.718	110.0	<b>28.062</b>	110.2	1:41.680								
<b>15</b>	<b>Cavan CORCORAN</b>					<b>S Getem Racing</b>									
1-	Out	52.8	1:24.261	50.3	46.744	97.4	2:46.644	6-	11:26.498	110.0	54.098	104.4	28.862	108.2	12:49.458
2-	37.255	75.7	1:05.145	66.8	39.666	106.5	2:22.066	7-	25.108	124.7	48.989	107.9	28.222	108.2	1:42.319
3-	27.352	120.9	51.928	106.4	28.988	<b>108.8</b>	1:48.268	8-	24.919	125.7	48.922	<b>108.8</b>	28.164	<b>108.8</b>	1:42.005
4-	25.481	123.8	50.081	107.4	30.560	108.1	1:46.122	9-	<b>24.681</b>	<b>125.9</b>	<b>48.697</b>	<b>108.8</b>	<b>28.116</b>	108.4	<b>1:41.494</b>
5-	25.277	123.8	49.516	107.4	28.360	108.6	1:43.153								
<b>17</b>	<b>Luke WILLIAMS</b>					<b>C Luke Williams Racing</b>									
1-	Out	57.5	1:21.147	62.9	43.886	67.8	2:43.324	6-	11:19.743	118.1	50.828	107.4	28.393	107.9	12:38.964
2-	37.544	68.1	1:08.601	75.1	36.788	94.7	2:22.933	7-	25.307	122.9	49.357	108.8	27.993	108.8	1:42.657

Weather / Track : Cloudy / Dry

Oulton Park International  
Circuit Length = 2.6920 miles  
Start: 12:01 End: 12:30

# Dunlop MSA Formula Ford Championship of GB

## QUALIFYING - SECTOR ANALYSIS

3-	27.127	120.7	51.181	99.1	28.496	<i>111.8</i>	1:46.804	8-	24.920	123.6	<i>48.735</i>	108.8	27.729	108.6	<b>1:41.384</b>
4-	25.308	119.8	49.409	<i>111.1</i>	<i>27.636</i>	111.3	1:42.353	9-	24.915	123.8	48.991	107.2	27.899	108.4	1:41.805
5-	<i>24.580</i>	<i>127.1</i>	49.980	107.2	27.957	109.7	1:42.517								
<b>19</b>	<b>Dan DE ZILLE</b> C JTR														
1-	Out	66.3	1:22.711	56.1	48.188	105.5	2:45.099	6-	11:42.639	115.7	<i>50.771</i>	108.4	28.277	108.2	13:01.687
2-	34.730	114.7	56.229	105.5	31.564	107.7	2:02.523	7-	24.869	125.4	48.366	<i>109.7</i>	27.830	108.9	1:41.065
3-	25.757	122.7	49.619	108.1	28.115	108.8	1:43.491	8-	24.546	125.7	48.233	<i>109.7</i>	<i>27.699</i>	<i>110.2</i>	<b>1:40.478</b>
4-	24.911	123.6	48.816	108.6	27.872	108.4	1:41.599	9-	<i>24.539</i>	<i>126.6</i>	48.500	109.5	27.900	109.5	1:40.939
5-	24.705	124.3	48.492	109.1	27.866	108.9	1:41.063								
<b>22</b>	<b>Neil ALBERICO</b> C Cliff Dempsey Racing														
1-	30.349	99.9	58.104	103.9	34.175	108.1	2:02.628	5-	12:11.362	110.2	51.331	108.4	29.020	107.9	13:31.713
2-	27.255	118.4	50.650	107.2	28.784	108.9	1:46.689	6-	25.723	102.1	50.604	109.7	<i>27.846</i>	109.1	1:44.173
3-	25.323	122.9	49.270	107.9	28.439	108.8	1:43.032	7-	24.819	124.7	<i>48.522</i>	<i>109.7</i>	27.936	109.5	1:41.277
4-	25.017	124.3	48.843	108.8	28.189	108.8	1:42.049	8-	<i>24.740</i>	<i>126.6</i>	48.623	<i>110.9</i>	27.899	<i>110.4</i>	<b>1:41.262</b>
<b>23</b>	<b>Jonny MCMULLAN</b> C Cliff Dempsey Racing														
1-	Out	53.8	1:20.505	69.3	35.205	84.4	2:40.885	6-	12:07.288	95.3	1:02.110	99.4	28.794	108.9	13:38.192
2-	30.609	93.9	56.811	92.1	33.253	108.8	2:00.673	7-	28.571	121.4	50.881	107.4	28.293	108.6	1:47.745
3-	25.341	124.3	51.218	107.2	33.490	109.7	1:50.049	8-	25.066	124.3	49.962	108.6	28.094	109.1	1:43.122
4-	25.124	125.0	49.061	108.6	27.878	109.8	1:42.063	9-	24.818	124.3	48.631	108.6	27.899	108.6	1:41.348
5-	<i>24.707</i>	<i>125.4</i>	<i>48.367</i>	<i>108.9</i>	<i>27.776</i>	<i>110.4</i>	<b>1:40.850</b>								
<b>24</b>	<b>Jake JACKSON</b> S Tockwith Motorsports														
1-	Out	72.4	1:07.473	81.9	38.808	88.8	2:38.045	5-	26.216	120.3	<i>51.581</i>	<i>105.4</i>	<i>29.003</i>	<i>106.0</i>	<b>1:46.800</b>
2-	34.400	78.2	1:04.119	77.0	33.243	102.8	2:11.762	6-	<i>11:15.793</i>	110.6	56.946	77.7	35.491	76.9	12:48.230
3-	28.187	117.7	53.761	101.8	30.345	<i>106.0</i>	1:52.293	7-	33.768	77.4	1:02.714	86.6	In		2:15.422 P
4-	26.428	120.1	51.759	104.9	29.340	105.4	1:47.527								
<b>25</b>	<b>David MOORE</b> S Tockwith Motorsports														
1-	Out	72.5	1:17.772	58.2	44.254	75.2	2:37.254	6-	11:33.189	109.8	54.007	101.4	30.293	107.9	12:57.489
2-	38.319	60.5	1:01.173	103.2	31.109	105.2	2:10.601	7-	25.647	<i>123.1</i>	50.152	107.0	28.612	107.5	1:44.411
3-	26.273	121.6	51.323	106.9	28.843	107.7	1:46.439	8-	25.559	121.1	<i>49.949</i>	106.9	28.799	106.9	1:44.307
4-	26.391	121.4	52.080	107.5	28.797	<i>108.2</i>	1:47.268	9-	<i>25.322</i>	122.9	50.231	<i>107.9</i>	<i>28.288</i>	108.1	<b>1:43.841</b>
5-	25.764	118.4	50.948	106.5	28.626	107.9	1:45.338								
<b>28</b>	<b>Geoff UHRHANE</b> C JTR														
1-	Out	52.9	1:09.426	78.5	33.027	105.4	2:17.839	6-	11:30.092	120.3	49.745	108.4	28.062	108.6	12:47.899
2-	27.191	118.1	51.535	106.5	29.130	108.1	1:47.856	7-	24.901	124.0	48.391	<i>109.1</i>	27.837	109.1	1:41.129
3-	25.624	123.1	49.306	108.2	28.156	109.1	1:43.086	8-	24.605	<i>125.2</i>	<i>48.326</i>	<i>109.1</i>	<i>27.788</i>	109.1	<b>1:40.719</b>
4-	25.412	122.7	48.434	108.9	In		1:48.918 P	9-	<i>24.588</i>	<i>125.2</i>	48.333	108.8	27.798	108.8	1:40.719
5-	Out	122.7	56.026	101.2	28.863	<i>109.8</i>	2:39.401								
<b>29</b>	<b>Tristan MINGAY</b> C JTR														
1-							1:47.854	6-							12:13.289
2-							1:43.074	7-							1:42.542
3-							1:42.638	8-							1:41.677
4-							1:41.734	9-							<b>1:41.224</b>
5-							1:41.939								
<b>39</b>	<b>David ELLESLEY</b> C Race Car Consultants														
1-	Out	64.2	1:14.906	70.3	36.864	102.6	2:25.698	6-	11:36.760	107.2	51.847	106.7	<i>28.804</i>	106.0	12:57.411
2-	30.450	92.1	59.016	91.8	31.175	105.2	2:00.641	7-	25.830	<i>120.9</i>	50.467	106.4	29.070	105.5	1:45.367
3-	27.658	114.3	53.072	105.7	29.395	<i>106.7</i>	1:50.125	8-	25.751	120.5	50.347	106.4	29.028	105.4	<b>1:45.126</b>
4-	26.290	119.6	51.587	105.8	29.099	106.5	1:46.976	9-	<i>25.463</i>	120.5	<i>50.308</i>	105.7	29.524	105.5	1:45.295
5-	26.051	120.1	51.084	<i>106.9</i>	28.986	105.8	1:46.121								
<b>77</b>	<b>Antti BURI</b> C LMS														
1-	Out	68.7	1:17.501	57.8	44.385	78.3	2:36.907	6-	11:46.757	105.7	<i>52.862</i>	107.9	28.341	109.3	13:07.960
2-	39.164	66.3	1:00.411	107.5	31.484	108.9	2:11.059	7-	24.862	125.2	48.798	108.8	27.800	109.5	1:41.460
3-	25.561	125.0	49.542	106.5	28.058	110.6	1:43.161	8-	24.545	126.9	48.379	109.7	27.710	109.5	1:40.634

Weather / Track : Cloudy / Dry

Oulton Park International  
Circuit Length = 2.6920 miles  
Start: 12:01 End: 12:30

# Dunlop MSA Formula Ford Championship of GB

## QUALIFYING - SECTOR ANALYSIS

4 -	24.689	126.6	48.755	109.1	<i>27.670</i>	110.0	1:41.114	9 -	<i>24.416</i>	<i>127.8</i>	48.441	<i>110.6</i>	27.695	<i>110.9</i>	<b>1:40.552</b>
5 -	24.605	127.3	48.573	110.0	28.455	109.7	1:41.633								

Weather / Track : Cloudy / Dry

Oulton Park International  
Circuit Length = 2.6920 miles  
Start: 12:01 End: 12:30

## Dunlop MSA Formula Ford Championship of GB

### QUALIFYING - BEST SECTOR TIMES

SECTOR 1			SECTOR 2			SECTOR 3			IDEAL / BEST COMPARISON						
POS	NO	NAME	TIME	NO	NAME	TIME	NO	NAME	TIME	POS	NO	NAME	IDEAL	BEST	DIFF
1	2	MALVERN	24.264	2	MALVERN	47.766	2	MALVERN	27.460	1	2	MALVERN	1:39.490	1:39.581	0.091
2	1	SLAGHEKKE	24.284	1	SLAGHEKKE	47.930	1	SLAGHEKKE	27.476	2	1	SLAGHEKKE	1:39.690	1:39.935	0.245
3	3	MCBRIDE	24.404	3	MCBRIDE	48.003	3	MCBRIDE	27.635	3	3	MCBRIDE	1:40.042	1:40.235	0.193
4	77	BURI	24.416	9	COOK	48.188	17	WILLIAMS	27.636	4	77	BURI	1:40.420	1:40.552	0.132
5	9	COOK	24.505	19	DE ZILLE	48.232	77	BURI	27.670	5	9	COOK	1:40.428	1:40.428	0.000
6	19	DE ZILLE	24.539	5	PARRY	48.314	19	DE ZILLE	27.699	6	19	DE ZILLE	1:40.470	1:40.478	0.008
7	17	WILLIAMS	24.580	28	UHRHANE	48.326	9	COOK	27.735	7	28	UHRHANE	1:40.702	1:40.719	0.017
8	28	UHRHANE	24.588	77	BURI	48.334	4	GODDARD	27.741	8	4	GODDARD	1:40.759	1:41.079	0.320
9	4	GODDARD	24.646	23	MCMULLAN	48.367	5	PARRY	27.763	9	5	PARRY	1:40.763	1:41.101	0.338
10	15	CORCORAN	24.681	4	GODDARD	48.372	23	MCMULLAN	27.776	10	23	MCMULLAN	1:40.850	1:40.850	0.000
11	5	PARRY	24.686	13	LAYAC	48.454	28	UHRHANE	27.788	11	17	WILLIAMS	1:40.951	1:41.384	0.433
12	23	MCMULLAN	24.707	22	ALBERICO	48.522	12	ANTTILA	27.816	12	22	ALBERICO	1:41.108	1:41.262	0.154
13	22	ALBERICO	24.740	12	ANTTILA	48.562	22	ALBERICO	27.846	13	12	ANTTILA	1:41.161	1:41.190	0.029
14	12	ANTTILA	24.783	15	CORCORAN	48.697	13	LAYAC	28.062	14	13	LAYAC	1:41.312	1:41.436	0.124
15	13	LAYAC	24.796	17	WILLIAMS	48.735	15	CORCORAN	28.116	15	15	CORCORAN	1:41.494	1:41.494	0.000
16	25	MOORE	25.322	25	MOORE	49.949	25	MOORE	28.288	16	25	MOORE	1:43.559	1:43.841	0.282
17	39	ELLESLEY	25.463	39	ELLESLEY	50.308	39	ELLESLEY	28.804	17	39	ELLESLEY	1:44.575	1:45.126	0.551
18	24	JACKSON	25.796	24	JACKSON	51.581	24	JACKSON	29.003	18	24	JACKSON	1:46.380	1:46.800	0.420
19	29	MINGAY		29	MINGAY		29	MINGAY		19	29	MINGAY		1:41.224	0.000
											Perfect Lap		1:39.490		

## Dunlop MSA Formula Ford Championship of GB

### QUALIFYING - SPEED TRAPS

SECTOR 1				SECTOR 2			FINISH LINE		
POS	NO	NAME	MPH	NO	NAME	MPH	NO	NAME	MPH
1	77	Antti BURI	127.8	1	Jeroen SLAGHEKKE	111.1	1	Jeroen SLAGHEKKE	112.0
2	1	Jeroen SLAGHEKKE	127.3	17	Luke WILLIAMS	111.1	17	Luke WILLIAMS	111.8
3	5	Matthew PARRY	127.1	12	Jesse ANTTILA	110.9	12	Jesse ANTTILA	111.3
4	17	Luke WILLIAMS	127.1	22	Neil ALBERICO	110.9	13	Philippe LAYAC	111.1
5	19	Dan DE ZILLE	126.6	2	Scott MALVERN	110.6	77	Antti BURI	110.9
6	22	Neil ALBERICO	126.6	77	Antti BURI	110.6	3	Nick MCBRIDE	110.6
7	2	Scott MALVERN	126.4	5	Matthew PARRY	110.4	2	Scott MALVERN	110.4
8	3	Nick MCBRIDE	126.1	3	Nick MCBRIDE	110.2	9	Jake COOK	110.4
9	12	Jesse ANTTILA	126.1	13	Philippe LAYAC	110.2	22	Neil ALBERICO	110.4
10	13	Philippe LAYAC	125.9	19	Dan DE ZILLE	109.7	23	Jonny MCMULLAN	110.4
11	15	Cavan CORCORAN	125.9	9	Jake COOK	109.1	5	Matthew PARRY	110.2
12	9	Jake COOK	125.4	28	Geoff UHRHANE	109.1	19	Dan DE ZILLE	110.2
13	23	Jonny MCMULLAN	125.4	23	Jonny MCMULLAN	108.9	28	Geoff UHRHANE	109.8
14	28	Geoff UHRHANE	125.2	15	Cavan CORCORAN	108.8	15	Cavan CORCORAN	108.8
15	4	Spike GODDARD	125.0	4	Spike GODDARD	108.1	25	David MOORE	108.2
16	25	David MOORE	123.1	25	David MOORE	107.9	4	Spike GODDARD	107.9
17	39	David ELLESLEY	120.9	39	David ELLESLEY	106.9	39	David ELLESLEY	106.7
18	24	Jake JACKSON	120.7	24	Jake JACKSON	105.4	24	Jake JACKSON	106.0
19									

Weather / Track : Cloudy / Dry

Oulton Park International  
 Circuit Length = 2.6920 miles  
 Start: 12:01 End: 12:30

**Dunlop MSA Formula Ford Championship of GB**  
**RACE 3 - ROUND 4 - GRID**


ROW 10	1:46.800 24 Jake JACKSON	1:45.126 39 David ELLESLEY
ROW 9	1:43.841 25 David MOORE	1:41.494 15 Cavan CORCORAN
ROW 8	1:41.436 13 Philippe LAYAC	1:41.384 17 Luke WILLIAMS
ROW 7	1:41.262 22 Neil ALBERICO	1:41.224 29 Tristan MINGAY
ROW 6	1:41.190 12 Jesse ANTTILA	1:41.101 5 Matthew PARRY
ROW 5	1:41.079 4 Spike GODDARD	1:40.850 23 Jonny MCMULLAN
ROW 4	1:40.719 28 Geoff UHRHANE	1:40.552 77 Antti BURI
ROW 3	1:40.478 19 Dan DE ZILLE	1:40.428 9 Jake COOK
ROW 2	1:40.235 3 Nick MCBRIDE	1:39.935 1 Jeroen SLAGHEKKE
ROW 1	1:39.581 2 Scott MALVERN	
<b>Pole</b>		

Oulton Park International  
 Circuit Length = 2.6920 miles

**These results are provisional until the conclusion of any judicial and technical matters.**

Clerk of Course :		Timekeeper :
-------------------	--	--------------

**Dunlop MSA Formula Ford Championship of GB**  
**RACE 6 - ROUND 5 - GRID**


ROW 10	1:47.527 24 Jake JACKSON	1:45.295 39 David ELLESLEY
ROW 9	1:44.307 25 David MOORE	1:42.796 9 Jake COOK
ROW 8	1:42.005 15 Cavan CORCORAN	1:41.805 17 Luke WILLIAMS
ROW 7	1:41.677 29 Tristan MINGAY	1:41.537 12 Jesse ANTTILA
ROW 6	1:41.461 13 Philippe LAYAC	1:41.452 4 Spike GODDARD
ROW 5	1:41.366 5 Matthew PARRY	1:41.348 23 Jonny MCMULLAN
ROW 4	1:41.277 22 Neil ALBERICO	1:40.939 19 Dan DE ZILLE
ROW 3	1:40.719 28 Geoff UHRHANE	1:40.634 77 Antti BURI
ROW 2	1:40.337 3 Nick MCBRIDE	1:40.243 1 Jeroen SLAGHEKKE
ROW 1	1:39.838 2 Scott MALVERN	
<b>Pole</b>		
		

Oulton Park International  
 Circuit Length = 2.6920 miles

**These results are provisional until the conclusion of any judicial and technical matters.**

Clerk of Course :		Timekeeper :
-------------------	--	--------------

**Dunlop MSA Formula Ford Championship of GB**  
**RACE 11 - ROUND 6 - GRID**

ROW 10	1:52.293 24 Jake JACKSON	1:46.407 9 Jake COOK
ROW 9	1:45.367 39 David ELLESLEY	1:44.411 25 David MOORE
ROW 8	1:43.981 12 Jesse ANTTILA	1:42.353 17 Luke WILLIAMS
ROW 7	1:42.319 15 Cavan CORCORAN	1:42.063 23 Jonny MCMULLAN
ROW 6	1:42.049 22 Neil ALBERICO	1:41.734 29 Tristan MINGAY
ROW 5	1:41.680 13 Philippe LAYAC	1:41.594 4 Spike GODDARD
ROW 4	1:41.415 5 Matthew PARRY	1:41.129 28 Geoff UHRHANE
ROW 3	1:41.114 77 Antti BURI	1:41.063 19 Dan DE ZILLE
ROW 2	1:40.447 3 Nick MCBRIDE	1:40.271 1 Jeroen SLAGHEKKE
ROW 1	1:40.027 2 Scott MALVERN	
<b>Pole</b>		
		

Oulton Park International  
 Circuit Length = 2.6920 miles

**These results are provisional until the conclusion of any judicial and technical matters.**

Clerk of Course :		Timekeeper :
-------------------	--	--------------

## Dunlop MSA Formula Ford Championship of GB RACE 3 - ROUND 4 - CLASSIFICATION

POS	NO	CL	DRIVER / TEAM	CAR	LAPS	TIME	GAP	DIFF	MPH	BEST	ON
1	2	C	<b>Scott MALVERN (GBR)</b> Jamun Racing	Mygale SJ11	11	18:35.124			95.59	1:40.515	10
2	1	C	<b>Jeroen SLAGHEKKE (NED)</b> Jamun Racing	Mygale SJ11	11	18:37.722	<b>2.598</b>	2.598	95.37	1:40.788	9
3	3	C	<b>Nick MCBRIDE (AUS)</b> Jamun Racing	Mygale SJ11	11	18:37.896	<b>2.772</b>	0.174	95.36	1:40.741	9
4	77	C	<b>Antti BURI (FIN)</b> LMS	Mygale SJ08	11	18:40.457	<b>5.333</b>	2.561	95.14	1:40.697	8
5	28	C	<b>Geoff UHRHANE (AUS)</b> JTR	Mygale SJ11	11	18:42.311	<b>7.187</b>	1.854	94.98	1:40.885	8
6	19	C	<b>Dan DE ZILLE (JEY)</b> JTR	Mygale SJ11	11	18:42.453	<b>7.329</b>	0.142	94.97	1:40.527	10
7	4	C	<b>Spike GODDARD (AUS)</b> Jamun Racing	Mygale SJ11	11	18:52.349	<b>17.225</b>	9.896	94.14	1:41.535	7
8	22	C	<b>Neil ALBERICO (USA)</b> Cliff Dempsey Racing	Ray GR 10	11	18:55.244	<b>20.120</b>	2.895	93.90	1:41.629	6
9	13	C	<b>Philippe LAYAC (FRA)</b> Enigma Motorsport/Rendez-Vous Racing	Mygale SJ10	11	18:55.283	<b>20.159</b>	0.039	93.90	1:41.333	7
10	17	C	<b>Luke WILLIAMS (GBR)</b> Luke Williams Racing	Mygale SJ10	11	19:03.920	<b>28.796</b>	8.637	93.19	1:42.102	5
11	29	C	<b>Tristan MINGAY (GBR)</b> JTR	Mygale SJ09	11	19:05.332	<b>30.208</b>	1.412	93.07	1:42.753	11
12	15	S	<b>Cavan CORCORAN (GBR)</b> Getem Racing	Mygale SJ07	11	19:09.863	<b>34.739</b>	4.531	92.71	1:42.680	10
13	23	C	<b>Jonny MCMULLAN (GBR)</b> Cliff Dempsey Racing	Ray GR 11	11	19:17.816	<b>42.692</b>	7.953	92.07	1:42.657	6
14	25	S	<b>David MOORE (GBR)</b> Tockwith Motorsports	Ray GR 08	11	19:18.041	<b>42.917</b>	0.225	92.05	1:43.468	11
15	39	C	<b>David ELLESLEY (GBR)</b> Race Car Consultants	Juno JA2010	11	19:37.714	<b>1:02.590</b>	19.673	90.51	1:45.619	7
16	24	S	<b>Jake JACKSON (GBR)</b> Tockwith Motorsports	Ray GR 08	11	19:47.661	<b>1:12.537</b>	9.947	89.75	1:45.166	11

NOT CLASSIFIED

<i>DNF</i>	5	C	<b>Matthew PARRY (GBR)</b> Fluid Motorsport	Van Diemen LA09	0						
<i>DNF</i>	12	C	<b>Jesse ANTTILA (FIN)</b> Raysport	Ray GR 09	0						

FASTEST LAP

2	C	<b>Scott MALVERN (GBR)</b> Jamun Racing	Mygale SJ11	10	1:40.515	96.41 mph	155.16 kph
15	S	<b>Cavan CORCORAN (GBR)</b> Getem Racing	Mygale SJ07	10	1:42.680	94.38 mph	151.89 kph

Weather / Track : Cloudy / Dry

These results are provisional until the conclusion of any judicial and technical matters.

Oulton Park International  
Circuit Length = 2.6920 miles  
Start: 16:06 End: 16:26

Clerk of Course :

Timekeeper :

**Dunlop MSA Formula Ford Championship of GB**  
**RACE 3 - ROUND 4 - LAP CHART**

Lap 1			Lap 2			Lap 3			Lap 4			Lap 5		
No	Behind	Laptime	No	Behind	Laptime	No	Behind	Laptime	No	Behind	Laptime	No	Behind	Laptime
2		1:46.617	2		1:41.620	2		1:41.020	2		1:40.734	2		1:40.818
1	0.760	1:47.377	1	0.524	1:41.384	1	0.834	1:41.330	1	1.244	1:41.144	1	1.342	1:40.916
3	1.207	1:47.824	3	1.168	1:41.581	3	1.104	1:40.956	3	1.632	1:41.262	3	1.679	1:40.865
19	1.499	1:48.116	19	1.763	1:41.884	19	2.205	1:41.462	19	3.312	1:41.841	77	4.054	1:41.479
77	1.852	1:48.469	77	1.903	1:41.671	77	2.281	1:41.398	77	3.393	1:41.846	19	4.288	1:41.794
28	2.476	1:49.093	28	2.325	1:41.469	28	2.594	1:41.289	28	3.735	1:41.875	28	4.515	1:41.598
4	4.651	1:51.268	4	6.101	1:43.070	4	7.250	1:42.169	4	8.434	1:41.918	4	9.427	1:41.811
22	5.182	1:51.799	22	6.446	1:42.884	22	7.951	1:42.525	22	9.445	1:42.228	22	10.570	1:41.943
29	5.475	1:52.092	29	7.094	1:43.239	29	8.912	1:42.838	13	10.967	1:42.707	13	12.022	1:41.873
13	5.722	1:52.339	13	7.351	1:43.249	13	8.994	1:42.663	29	11.444	1:43.266	29	13.712	1:43.086
23	6.219	1:52.836	23	7.578	1:42.979	23	9.223	1:42.665	23	11.821	1:43.332	23	13.798	1:42.795
25	7.339	1:53.956	17	10.671	1:44.581	17	12.222	1:42.571	17	13.930	1:42.442	17	15.214	1:42.102
17	7.710	1:54.327	25	10.797	1:45.078	25	13.897	1:44.120	25	17.434	1:44.271	15	20.878	1:43.843
39	9.249	1:55.866	15	12.751	1:44.939	15	15.205	1:43.474	15	17.853	1:43.382	25	21.346	1:44.730
15	9.432	1:56.049	39	14.592	1:46.963	39	20.111	1:46.539	39	25.352	1:45.975	39	30.834	1:46.300
24	17.889	2:04.506	24	25.178	1:48.909	24	31.582	1:47.424	24	37.428	1:46.580	24	43.158	1:46.548

Weather / Track : Cloudy / Dry

Oulton Park International  
Circuit Length = 2.6920 miles  
Start: 16:06 End: 16:26

**Dunlop MSA Formula Ford Championship of GB**  
**RACE 3 - ROUND 4 - LAP CHART**

Lap 6			Lap 7			Lap 8			Lap 9			Lap 10		
No	Behind	Laptime	No	Behind	Laptime	No	Behind	Laptime	No	Behind	Laptime	No	Behind	Laptime
2		1:40.733	2		1:40.783	2		1:40.599	2		1:40.545	2		1:40.515
1	1.593	1:40.984	1	1.634	1:40.824	1	2.042	1:41.007	1	2.285	1:40.788	1	2.565	1:40.795
3	1.961	1:41.015	3	2.173	1:40.995	3	2.349	1:40.775	3	2.545	1:40.741	3	2.974	1:40.944
77	4.697	1:41.376	77	5.108	1:41.194	77	5.206	1:40.697	77	5.501	1:40.840	77	5.770	1:40.784
19	5.079	1:41.524	19	5.458	1:41.162	28	6.171	1:40.885	28	6.625	1:40.999	28	7.030	1:40.920
28	5.245	1:41.463	28	5.885	1:41.423	19	7.120	1:42.261	19	7.614	1:41.039	19	7.626	1:40.527
4	10.584	1:41.890	4	11.336	1:41.535	4	13.080	1:42.343	4	15.006	1:42.471	4	16.268	1:41.777
22	11.466	1:41.629	22	12.675	1:41.992	22	14.318	1:42.242	22	16.264	1:42.491	22	18.276	1:42.527
13	13.033	1:41.744	13	13.583	1:41.333	13	14.460	1:41.476	13	16.766	1:42.851	13	18.615	1:42.364
23	15.722	1:42.657	17	18.677	1:42.694	17	22.138	1:44.060	17	24.509	1:42.916	17	26.755	1:42.761
29	15.998	1:43.019	29	21.221	1:46.006	29	23.784	1:43.162	29	26.227	1:42.988	29	28.595	1:42.883
17	16.766	1:42.285	15	26.601	1:44.198	15	28.809	1:42.807	15	31.005	1:42.741	15	33.170	1:42.680
15	23.186	1:43.041	23	28.523	1:53.584	23	32.923	1:44.999	23	37.061	1:44.683	23	39.935	1:43.389
25	25.463	1:44.850	25	28.700	1:44.020	25	33.178	1:45.077	25	37.412	1:44.779	25	40.589	1:43.692
39	36.123	1:46.022	39	40.959	1:45.619	39	46.468	1:46.108	39	51.646	1:45.723	39	57.321	1:46.190
24	48.076	1:45.651	24	52.824	1:45.531	24	58.302	1:46.077	24	1:03.474	1:45.717	24	1:08.511	1:45.552

Weather / Track : Cloudy / Dry

Oulton Park International  
 Circuit Length = 2.6920 miles  
 Start: 16:06 End: 16:26

**Dunlop MSA Formula Ford Championship of GB**  
**RACE 3 - ROUND 4 - LAP CHART**

Lap 11		
No	Behind	Laptime
2		1:41.140
1	2.598	1:41.173
3	2.772	1:40.938
77	5.333	1:40.703
28	7.187	1:41.297
19	7.329	1:40.843
4	17.225	1:42.097
22	20.120	1:42.984
13	20.159	1:42.684
17	28.796	1:43.181
29	30.208	1:42.753
15	34.739	1:42.709
23	42.692	1:43.897
25	42.917	1:43.468
39	1:02.590	1:46.409
24	1:12.537	1:45.166

**Weather / Track : Cloudy / Dry**

Oulton Park International  
Circuit Length = 2.6920 miles  
Start: 16:06 End: 16:26

**Dunlop MSA Formula Ford Championship of GB**  
**RACE 3 - ROUND 4 - SECTOR ANALYSIS**

<b>1</b>	<b>Jeroen SLAGHEKKE</b> C Jamun Racing													
1-	124.0	49.303	108.9	27.970	104.9	1:47.377	7-	24.649	125.7	48.464	110.2	27.711	105.4	1:40.824
2-	24.836	125.7	48.726	110.2	27.822	<b>105.5</b>	8-	24.741	125.0	48.460	110.2	27.806	104.0	1:41.007
3-	24.713	<b>125.9</b>	48.760	<b>110.7</b>	27.857	105.2	9-	24.572	125.4	48.425	108.8	27.791	104.7	<b>1:40.788</b>
4-	24.803	124.3	48.560	110.6	27.781	104.9	10-	24.721	125.2	<b>48.340</b>	110.0	27.734	104.2	1:40.795
5-	24.660	<b>125.9</b>	48.538	<b>110.7</b>	27.718	105.2	11-	24.751	124.3	48.533	110.4	27.889	104.7	1:41.173
6-	<b>24.556</b>	125.4	48.717	110.6	<b>27.711</b>	104.9								
<b>2</b>	<b>Scott MALVERN</b> C Jamun Racing													
1-	122.9	48.980	109.1	27.982	104.4	1:46.617	7-	24.794	<b>125.2</b>	48.160	109.5	27.829	103.9	1:40.783
2-	24.924	124.0	48.701	109.1	27.995	<b>104.5</b>	8-	<b>24.642</b>	124.5	<b>48.109</b>	109.5	27.848	103.7	1:40.599
3-	24.788	124.0	48.437	109.5	27.795	104.4	9-	24.658	124.3	48.122	109.7	27.765	103.9	1:40.545
4-	24.710	124.7	48.291	109.1	27.733	104.0	10-	24.642	124.7	48.147	109.7	<b>27.726</b>	103.7	<b>1:40.515</b>
5-	24.764	124.3	48.263	109.5	27.791	104.0	11-	24.652	124.7	48.435	109.1	28.053	91.6	1:41.140
6-	24.660	124.0	48.333	<b>109.8</b>	27.740	103.9								
<b>3</b>	<b>Nick MCBRIDE</b> C Jamun Racing													
1-	123.8	49.451	108.8	28.003	104.5	1:47.824	7-	24.700	125.4	48.621	110.0	<b>27.674</b>	105.0	1:40.995
2-	24.932	124.5	48.777	110.0	27.872	104.9	8-	24.628	125.7	48.433	110.6	27.714	104.9	1:40.775
3-	24.709	124.7	48.492	110.6	27.755	<b>105.4</b>	9-	24.590	125.7	48.452	109.8	27.699	105.2	<b>1:40.741</b>
4-	24.713	125.4	48.769	110.0	27.780	105.2	10-	24.693	125.2	48.523	110.2	27.728	104.5	1:40.944
5-	24.730	125.2	<b>48.410</b>	110.4	27.725	<b>105.4</b>	11-	<b>24.548</b>	<b>126.4</b>	48.546	<b>110.7</b>	27.844	103.9	1:40.938
6-	24.649	125.2	48.623	110.2	27.743	<b>105.4</b>								
<b>4</b>	<b>Spike GODDARD</b> C Jamun Racing													
1-	121.8	50.836	104.2	28.708	100.3	1:51.268	7-	24.897	<b>124.3</b>	48.567	<b>108.1</b>	28.071	101.8	<b>1:41.535</b>
2-	25.624	123.4	49.245	106.5	28.201	102.0	8-	24.990	122.7	48.930	107.4	28.423	102.0	1:42.343
3-	25.089	122.9	48.987	107.5	28.093	<b>102.1</b>	9-	25.150	123.8	49.161	106.7	28.160	101.7	1:42.471
4-	25.034	123.8	48.895	107.7	<b>27.989</b>	102.0	10-	<b>24.813</b>	<b>124.3</b>	48.730	107.5	28.234	101.5	1:41.777
5-	25.126	123.6	<b>48.515</b>	107.2	28.170	101.5	11-	24.852	123.6	48.926	106.7	28.319	<b>102.1</b>	1:42.097
6-	25.204	122.2	48.633	107.0	28.053	102.0								
<b>5</b>	<b>Matthew PARRY</b> C Fluid Motorsport													
<b>12</b>	<b>Jesse ANTTILA</b> C Raysport													
<b>13</b>	<b>Philippe LAYAC</b> C Enigma Motorsport/Rendez-Vous Racing													
1-	124.3	50.436	109.7	28.236	105.4	1:52.339	7-	24.850	124.0	<b>48.525</b>	109.1	<b>27.958</b>	104.2	<b>1:41.333</b>
2-	25.345	125.9	49.795	109.3	28.109	104.4	8-	<b>24.717</b>	125.7	48.563	109.8	28.196	104.7	1:41.476
3-	25.003	125.4	49.435	<b>110.2</b>	28.225	<b>105.5</b>	9-	25.291	124.5	49.580	107.5	27.980	104.0	1:42.851
4-	25.603	125.2	48.960	108.4	28.144	104.2	10-	24.719	<b>126.6</b>	49.079	108.8	28.566	103.9	1:42.364
5-	24.945	124.7	48.774	108.8	28.154	104.2	11-	24.908	<b>126.6</b>	49.651	109.7	28.125	102.8	1:42.684
6-	24.926	124.0	48.789	108.6	28.029	104.2								
<b>15</b>	<b>Cavan CORCORAN</b> S Getem Racing													
1-	<b>125.2</b>	52.010	108.1	29.164	<b>104.5</b>	1:56.049	7-	25.242	123.8	49.343	107.7	29.613	101.7	1:44.198
2-	26.155	123.6	50.212	107.0	28.572	103.6	8-	25.228	124.3	49.262	107.4	28.317	102.8	1:42.807
3-	25.260	124.3	49.717	107.9	28.497	103.7	9-	25.097	124.0	49.294	107.7	28.350	102.5	1:42.741
4-	25.339	123.6	49.524	<b>108.4</b>	28.519	<b>104.5</b>	10-	25.155	124.0	49.282	107.2	<b>28.243</b>	102.6	<b>1:42.680</b>
5-	25.548	123.6	49.712	107.5	28.583	103.1	11-	<b>25.046</b>	124.5	<b>49.243</b>	107.5	28.420	102.9	1:42.709
6-	25.176	123.6	49.407	107.4	28.458	102.9								
<b>17</b>	<b>Luke WILLIAMS</b> C Luke Williams Racing													
1-	123.8	51.213	108.4	28.386	104.4	1:54.327	7-	<b>24.911</b>	<b>125.9</b>	49.212	<b>110.0</b>	28.571	102.0	1:42.694
2-	25.742	120.7	50.044	108.8	28.795	102.9	8-	25.715	122.9	49.966	107.9	28.379	102.6	1:44.060
3-	25.220	124.3	49.224	108.9	28.127	103.4	9-	25.286	123.1	49.325	108.4	28.305	102.5	1:42.916
4-	25.077	<b>125.9</b>	49.193	107.0	28.172	103.6	10-	25.427	122.2	49.225	108.1	28.109	102.5	1:42.761
5-	25.165	123.6	<b>49.081</b>	109.3	27.856	<b>104.5</b>	11-	25.605	119.4	49.352	108.6	28.224	98.8	1:43.181
6-	25.052	124.3	49.409	<b>110.0</b>	<b>27.824</b>	104.4								

Weather / Track : Cloudy / Dry

Oulton Park International  
 Circuit Length = 2.6920 miles  
 Start: 16:06 End: 16:26

**Dunlop MSA Formula Ford Championship of GB**  
**RACE 3 - ROUND 4 - SECTOR ANALYSIS**

<b>19</b>	<b>Dan DE ZILLE</b>				<b>C JTR</b>										
1-	124.3	49.354	109.8	28.034	<b>105.4</b>	1:48.116	7-	24.613	126.6	48.808	109.5	27.741	105.2	1:41.162	
2-	24.966	125.2	48.934	110.0	27.984	104.9	1:41.884	8-	24.739	125.9	49.694	109.5	27.828	104.4	1:42.261
3-	24.687	125.9	48.721	108.8	28.054	104.0	1:41.462	9-	24.645	126.1	48.566	109.3	27.828	103.7	1:41.039
4-	25.067	125.4	48.798	109.1	27.976	104.4	1:41.841	10-	24.583	126.1	<b>48.263</b>	109.8	<b>27.681</b>	103.7	<b>1:40.527</b>
5-	25.247	125.7	48.734	<b>110.7</b>	27.813	105.0	1:41.794	11-	<b>24.553</b>	<b>127.1</b>	48.320	110.6	27.970	104.9	1:40.843
6-	24.755	123.1	48.934	110.0	27.835	104.4	1:41.524								
<b>22</b>	<b>Neil ALBERICO</b>				<b>C Cliff Dempsey Racing</b>										
1-	122.9	50.118	108.1	28.438	<b>104.4</b>	1:51.799	7-	<b>24.985</b>	124.0	48.886	108.9	28.121	103.4	1:41.992	
2-	25.359	123.6	49.221	<b>109.7</b>	28.304	103.9	1:42.884	8-	25.114	123.8	48.871	108.2	28.257	103.4	1:42.242
3-	25.285	123.6	48.972	109.3	28.268	103.6	1:42.525	9-	25.368	123.4	48.976	108.9	28.147	102.9	1:42.491
4-	25.102	<b>125.4</b>	48.905	108.6	28.221	103.7	1:42.228	10-	24.996	124.3	49.227	108.6	28.304	103.1	1:42.527
5-	25.105	<b>124.7</b>	48.703	108.8	28.135	103.7	1:41.943	11-	25.111	124.3	49.342	108.6	28.531	102.0	1:42.984
6-	24.987	123.8	<b>48.618</b>	108.6	<b>28.024</b>	103.9	<b>1:41.629</b>								
<b>23</b>	<b>Jonny MCMULLAN</b>				<b>C Cliff Dempsey Racing</b>										
1-	122.7	50.835	109.3	28.343	104.4	1:52.836	7-	25.183	124.5	49.607	107.9	38.794	98.0	1:53.584	
2-	25.124	<b>126.1</b>	49.710	<b>110.4</b>	28.145	104.7	1:42.979	8-	26.192	125.7	50.310	107.7	28.497	102.9	1:44.999
3-	25.032	<b>126.1</b>	49.456	<b>110.4</b>	28.177	<b>105.2</b>	1:42.665	9-	25.495	122.9	50.339	107.4	28.849	102.8	1:44.683
4-	25.707	<b>126.1</b>	49.583	109.7	<b>28.042</b>	104.9	1:43.332	10-	25.387	122.9	49.549	107.5	28.453	102.6	1:43.389
5-	<b>24.982</b>	125.4	49.546	109.1	28.267	103.1	1:42.795	11-	25.276	124.5	49.835	107.4	28.786	102.5	1:43.897
6-	25.265	124.5	<b>49.197</b>	108.6	28.195	103.6	<b>1:42.657</b>								
<b>24</b>	<b>Jake JACKSON</b>				<b>S Tockwith Motorsports</b>										
1-	115.7	54.211	100.8	30.076	100.0	2:04.506	7-	25.809	120.7	50.762	103.6	28.960	100.3	1:45.531	
2-	26.853	120.3	52.527	103.1	29.529	<b>101.2</b>	1:48.909	8-	26.181	120.7	50.714	103.1	29.182	100.6	1:46.077
3-	26.410	119.8	51.583	103.9	29.431	100.6	1:47.424	9-	<b>25.678</b>	121.1	50.736	104.0	29.303	100.5	1:45.717
4-	26.077	121.4	51.218	102.5	29.285	100.8	1:46.580	10-	25.702	<b>122.2</b>	50.871	104.5	28.979	101.1	1:45.552
5-	26.113	119.0	51.091	101.8	29.344	99.1	1:46.548	11-	25.745	120.9	<b>50.642</b>	<b>104.7</b>	<b>28.779</b>	101.1	<b>1:45.166</b>
6-	25.703	121.4	50.831	102.6	29.117	100.2	1:45.651								
<b>25</b>	<b>David MOORE</b>				<b>S Tockwith Motorsports</b>										
1-	123.1	51.078	106.7	28.850	102.6	1:53.956	7-	25.516	121.6	49.820	107.2	28.684	<b>103.7</b>	1:44.020	
2-	25.695	122.9	50.394	106.4	28.989	102.6	1:45.078	8-	25.933	122.0	50.733	108.1	<b>28.411</b>	103.4	1:45.077
3-	25.424	123.4	49.997	106.9	28.699	102.6	1:44.120	9-	25.494	122.9	50.200	<b>108.4</b>	29.085	102.6	1:44.779
4-	25.441	121.6	50.129	106.2	28.701	102.6	1:44.271	10-	25.482	123.4	49.741	107.5	28.469	103.4	1:43.692
5-	25.958	119.8	50.331	107.9	28.441	103.4	1:44.730	11-	25.423	123.1	<b>49.361</b>	108.1	28.684	102.3	<b>1:43.468</b>
6-	<b>25.364</b>	<b>123.6</b>	50.736	107.0	28.750	102.5	1:44.850								
<b>28</b>	<b>Geoff UHRHANE</b>				<b>C JTR</b>										
1-	122.2	49.330	109.7	28.144	104.7	1:49.093	7-	24.687	127.3	49.062	109.7	<b>27.674</b>	105.5	1:41.423	
2-	24.944	125.7	48.621	110.2	27.904	106.4	1:41.469	8-	<b>24.569</b>	127.1	48.471	109.5	27.845	104.9	<b>1:40.885</b>
3-	24.859	124.5	48.508	110.2	27.922	105.7	1:41.289	9-	24.672	125.4	48.505	109.7	27.822	104.0	1:40.999
4-	25.007	<b>127.8</b>	48.778	<b>111.8</b>	28.090	105.4	1:41.875	10-	24.696	125.2	<b>48.363</b>	109.7	27.861	103.9	1:40.920
5-	24.894	127.3	49.017	110.9	27.687	<b>106.5</b>	1:41.598	11-	24.782	125.7	48.516	109.8	27.999	104.2	1:41.297
6-	24.732	126.9	48.896	111.5	27.835	106.2	1:41.463								
<b>29</b>	<b>Tristan MINGAY</b>				<b>C JTR</b>										
1-	123.1	50.777	108.9	28.246	104.5	1:52.092	7-	25.174	125.4	50.096	107.4	30.736	100.5	1:46.006	
2-	25.195	125.9	49.783	109.3	28.261	103.6	1:43.239	8-	25.567	123.4	49.389	108.2	28.206	102.6	1:43.162
3-	25.191	124.7	49.347	109.7	28.300	103.9	1:42.838	9-	25.066	124.5	49.650	108.6	28.272	103.2	1:42.988
4-	25.925	<b>126.1</b>	49.285	109.5	28.056	<b>104.7</b>	1:43.266	10-	25.378	123.1	49.347	108.8	28.158	103.1	1:42.883
5-	<b>24.930</b>	125.7	49.864	108.9	28.292	102.5	1:43.086	11-	25.397	124.7	<b>49.222</b>	108.8	28.134	103.7	<b>1:42.753</b>
6-	25.687	125.0	49.278	<b>110.0</b>	<b>28.054</b>	104.2	1:43.019								
<b>39</b>	<b>David ELLESLEY</b>				<b>C Race Car Consultants</b>										
1-	<b>123.8</b>	52.534	<b>106.5</b>	29.182	<b>102.0</b>	1:55.866	7-	25.991	119.4	50.538	105.5	<b>29.090</b>	100.8	<b>1:45.619</b>	
2-	26.362	119.2	51.494	<b>106.5</b>	29.107	101.7	1:46.963	8-	25.987	120.1	50.829	106.2	29.292	100.2	1:46.108
3-	26.300	119.4	50.822	105.5	29.417	100.6	1:46.539	9-	25.957	119.6	50.626	104.7	29.140	100.3	1:45.723
4-	26.029	120.5	50.664	105.7	29.282	100.8	1:45.975	10-	26.273	119.0	50.673	105.4	29.244	100.2	1:46.190
5-	25.967	120.3	<b>50.527</b>	105.7	29.806	101.1	1:46.300	11-	<b>25.952</b>	120.9	51.014	102.3	29.443	99.7	1:46.409

Weather / Track : Cloudy / Dry

Oulton Park International  
 Circuit Length = 2.6920 miles  
 Start: 16:06 End: 16:26

**Dunlop MSA Formula Ford Championship of GB**  
**RACE 3 - ROUND 4 - SECTOR ANALYSIS**

6 -	26.100	119.6	50.828	106.0	29.094	100.3	1:46.022								
<b>77</b>	<b>Antti BURI</b>						<b>C LMS</b>								
1 -		125.4	49.482	110.4	28.155	105.0	1:48.469	7 -	24.879	125.4	48.599	109.5	27.716	103.6	1:41.194
2 -	24.992	126.6	48.775	110.6	27.904	106.0	1:41.671	8 -	24.708	125.7	48.216	109.3	27.773	104.0	1:40.697
3 -	24.738	127.3	48.707	110.0	27.953	104.9	1:41.398	9 -	24.747	125.0	48.343	108.9	27.750	103.7	1:40.840
4 -	25.145	127.3	48.768	111.1	27.933	103.9	1:41.846	10 -	24.631	125.0	48.354	109.3	27.799	103.7	1:40.784
5 -	25.043	124.5	48.529	109.3	27.907	103.6	1:41.479	11 -	24.664	125.4	48.315	109.5	27.724	103.9	1:40.703
6 -	24.868	124.5	48.744	109.7	27.764	104.0	1:41.376								

Weather / Track : Cloudy / Dry

Oulton Park International  
 Circuit Length = 2.6920 miles  
 Start: 16:06 End: 16:26

# Dunlop MSA Formula Ford Championship of GB

## RACE 3 - ROUND 4 - BEST SECTOR TIMES

SECTOR 1			SECTOR 2			SECTOR 3			IDEAL / BEST COMPARISON						
POS	NO	NAME	TIME	NO	NAME	TIME	NO	NAME	TIME	POS	NO	NAME	IDEAL	BEST	DIFF
1	3	MCBRIDE	24.548	2	MALVERN	48.109	3	MCBRIDE	27.674	1	2	MALVERN	1:40.477	1:40.515	0.038
2	19	DE ZILLE	24.553	77	BURI	48.216	28	UHRHANE	27.674	2	19	DE ZILLE	1:40.497	1:40.527	0.030
3	1	SLAGHEKKE	24.556	19	DE ZILLE	48.263	19	DE ZILLE	27.681	3	77	BURI	1:40.563	1:40.697	0.134
4	28	UHRHANE	24.569	1	SLAGHEKKE	48.340	1	SLAGHEKKE	27.711	4	28	UHRHANE	1:40.606	1:40.885	0.279
5	77	BURI	24.631	28	UHRHANE	48.363	77	BURI	27.716	5	1	SLAGHEKKE	1:40.607	1:40.788	0.181
6	2	MALVERN	24.642	3	MCBRIDE	48.410	2	MALVERN	27.726	6	3	MCBRIDE	1:40.632	1:40.741	0.109
7	13	LAYAC	24.717	4	GODDARD	48.515	17	WILLIAMS	27.824	7	13	LAYAC	1:41.200	1:41.333	0.133
8	4	GODDARD	24.813	13	LAYAC	48.525	13	LAYAC	27.958	8	4	GODDARD	1:41.317	1:41.535	0.218
9	17	WILLIAMS	24.911	22	ALBERICO	48.618	4	GODDARD	27.989	9	22	ALBERICO	1:41.627	1:41.629	0.002
10	29	MINGAY	24.930	17	WILLIAMS	49.081	22	ALBERICO	28.024	10	17	WILLIAMS	1:41.816	1:42.102	0.286
11	23	MCMULLAN	24.982	23	MCMULLAN	49.197	23	MCMULLAN	28.042	11	29	MINGAY	1:42.206	1:42.753	0.547
12	22	ALBERICO	24.985	29	MINGAY	49.222	29	MINGAY	28.054	12	23	MCMULLAN	1:42.221	1:42.657	0.436
13	15	CORCORAN	25.046	15	CORCORAN	49.243	15	CORCORAN	28.243	13	15	CORCORAN	1:42.532	1:42.680	0.148
14	25	MOORE	25.364	25	MOORE	49.361	25	MOORE	28.411	14	25	MOORE	1:43.136	1:43.468	0.332
15	24	JACKSON	25.678	39	ELLESLEY	50.527	24	JACKSON	28.779	15	24	JACKSON	1:45.099	1:45.166	0.067
16	39	ELLESLEY	25.952	24	JACKSON	50.642	39	ELLESLEY	29.090	16	39	ELLESLEY	1:45.569	1:45.619	0.050
											Perfect Lap		1:40.331		

Weather / Track : Cloudy / Dry

Oulton Park International  
Circuit Length = 2.6920 miles  
Start: 16:06 End: 16:26

**Dunlop MSA Formula Ford Championship of GB**  
**RACE 3 - ROUND 4 - SPEED TRAPS**

SECTOR 1				SECTOR 2			FINISH LINE		
POS	NO	NAME	MPH	NO	NAME	MPH	NO	NAME	MPH
1	28	Geoff UHRHANE	127.8	28	Geoff UHRHANE	111.8	28	Geoff UHRHANE	106.5
2	77	Antti BURI	127.3	77	Antti BURI	111.1	77	Antti BURI	106.0
3	19	Dan DE ZILLE	127.1	1	Jeroen SLAGHEKKE	110.7	1	Jeroen SLAGHEKKE	105.5
4	13	Phillipe LAYAC	126.6	3	Nick MCBRIDE	110.7	13	Phillipe LAYAC	105.5
5	3	Nick MCBRIDE	126.4	19	Dan DE ZILLE	110.7	3	Nick MCBRIDE	105.4
6	23	Jonny MCMULLAN	126.1	23	Jonny MCMULLAN	110.4	19	Dan DE ZILLE	105.4
7	29	Tristan MINGAY	126.1	13	Phillipe LAYAC	110.2	23	Jonny MCMULLAN	105.2
8	1	Jeroen SLAGHEKKE	125.9	17	Luke WILLIAMS	110.0	29	Tristan MINGAY	104.7
9	17	Luke WILLIAMS	125.9	29	Tristan MINGAY	110.0	2	Scott MALVERN	104.5
10	22	Neil ALBERICO	125.4	2	Scott MALVERN	109.8	15	Cavan CORCORAN	104.5
11	2	Scott MALVERN	125.2	22	Neil ALBERICO	109.7	17	Luke WILLIAMS	104.5
12	15	Cavan CORCORAN	125.2	15	Cavan CORCORAN	108.4	22	Neil ALBERICO	104.4
13	4	Spike GODDARD	124.3	25	David MOORE	108.4	25	David MOORE	103.7
14	39	David ELLESLEY	123.8	4	Spike GODDARD	108.1	4	Spike GODDARD	102.1
15	25	David MOORE	123.6	39	David ELLESLEY	106.5	39	David ELLESLEY	102.0
16	24	Jake JACKSON	122.2	24	Jake JACKSON	104.7	24	Jake JACKSON	101.2

Weather / Track : Cloudy / Dry

Oulton Park International  
 Circuit Length = 2.6920 miles  
 Start: 16:06 End: 16:26

# Dunlop MSA Formula Ford Championship of GB

## RACE 3 - ROUND 4 - POSITION CHART

No	Name	Laps Pos	Laps											
			1	2	3	4	5	6	7	8	9	10	11	
2	Scott MALVERN	1	2	2	2	2	2	2	2	2	2	2	2	2
1	Jeroen SLAGHEKKE	2	1	1	1	1	1	1	1	1	1	1	1	1
3	Nick MCBRIDE	3	3	3	3	3	3	3	3	3	3	3	3	3
19	Dan DE ZILLE	4	19	19	19	19	77	77	77	77	77	77	77	77
77	Antti BURI	5	77	77	77	77	19	19	19	28	28	28	28	28
28	Geoff UHRHANE	6	28	28	28	28	28	28	28	19	19	19	19	19
4	Spike GODDARD	7	4	4	4	4	4	4	4	4	4	4	4	4
22	Neil ALBERICO	8	22	22	22	22	22	22	22	22	22	22	22	22
29	Tristan MINGAY	9	29	29	29	13	13	13	13	13	13	13	13	13
13	Philippe LAYAC	10	13	13	13	29	29	23	17	17	17	17	17	17
23	Jonny MCMULLAN	11	23	23	23	23	23	29	29	29	29	29	29	29
25	David MOORE	12	25	17	17	17	17	17	15	15	15	15	15	15
17	Luke WILLIAMS	13	17	25	25	25	15	15	23	23	23	23	23	23
39	David ELLESLEY	14	39	15	15	15	25	25	25	25	25	25	25	25
15	Cavan CORCORAN	15	15	39	39	39	39	39	39	39	39	39	39	39
24	Jake JACKSON	16	24	24	24	24	24	24	24	24	24	24	24	24

Weather / Track : Cloudy / Dry

Oulton Park International  
Circuit Length = 2.6920 miles  
Start: 16:06 End: 16:26

## Dunlop MSA Formula Ford Championship of GB RACE 6 - ROUND 5 - CLASSIFICATION

POS	NO	CL	DRIVER / TEAM	CAR	LAPS	TIME	GAP	DIFF	MPH	BEST	ON
1	2	C	<b>Scott MALVERN (GBR)</b> Jamun Racing	Mygale SJ11	11	18:34.737			95.63	1:40.221	11
2	3	C	<b>Nick MCBRIDE (AUS)</b> Jamun Racing	Mygale SJ11	11	18:41.421	<b>6.684</b>	6.684	95.06	1:40.485	8
3	19	C	<b>Dan DE ZILLE (JEY)</b> JTR	Mygale SJ11	11	18:43.101	<b>8.364</b>	1.680	94.91	1:40.509	8
4	77	C	<b>Antti BURI (FIN)</b> LMS	Mygale SJ08	11	18:43.192	<b>8.455</b>	0.091	94.91	1:40.835	8
5	1	C	<b>Jeroen SLAGHEKKE (NED)</b> Jamun Racing	Mygale SJ11	11	18:54.836	<b>20.099</b>	11.644	93.93	1:41.317	8
6	13	C	<b>Philippe LAYAC (FRA)</b> Enigma Motorsport/Rendez-Vous Racing	Mygale SJ10	11	18:54.991	<b>20.254</b>	0.155	93.92	1:41.178	8
7	23	C	<b>Jonny MCMULLAN (GBR)</b> Cliff Dempsey Racing	Ray GR 11	11	18:55.719	<b>20.982</b>	0.728	93.86	1:41.544	10
8	4	C	<b>Spike GODDARD (AUS)</b> Jamun Racing	Mygale SJ11	11	18:57.984	<b>23.247</b>	2.265	93.67	1:41.554	6
9	9	C	<b>Jake COOK (GBR)</b> Jamun Racing	Mygale SJ11	11	18:58.373	<b>23.636</b>	0.389	93.64	1:41.537	10
10	17	C	<b>Luke WILLIAMS (GBR)</b> Luke Williams Racing	Mygale SJ10	11	18:58.802	<b>24.065</b>	0.429	93.61	1:41.703	10
11	15	S	<b>Cavan CORCORAN (GBR)</b> Getem Racing	Mygale SJ07	11	18:59.410	<b>24.673</b>	0.608	93.56	1:41.790	9
12	28	C	<b>Geoff UHRHANE (AUS)</b> JTR	Mygale SJ11	11	19:02.118	<b>27.381</b>	2.708	93.33	1:41.342	9
13	12	C	<b>Jesse ANTTILA (FIN)</b> Raysport	Ray GR 09	11	19:18.297	<b>43.560</b>	16.179	92.03	1:41.791	11
14	25	S	<b>David MOORE (GBR)</b> Tockwith Motorsports	Ray GR 08	11	19:24.712	<b>49.975</b>	6.415	91.52	1:44.020	11

### NOT CLASSIFIED

DNF	39	C	<b>David ELLESLEY (GBR)</b> Race Car Consultants	Juno JA2010	4	7:11.706	<b>7 laps</b>	7 laps	89.79	1:44.868	2
DNF	5	C	<b>Matthew PARRY (GBR)</b> Fluid Motorsport	Van Diemen LA09	4	7:13.217	<b>7 laps</b>	1.511	89.48	1:43.282	2
DNF	22	C	<b>Neil ALBERICO (USA)</b> Cliff Dempsey Racing	Ray GR 10	2	3:33.004	<b>9 laps</b>	2 laps	90.99	1:43.099	2
DNF	24	S	<b>Jake JACKSON (GBR)</b> Tockwith Motorsports	Ray GR 08	1	1:57.637	<b>10 laps</b>	1 lap	82.38		
DNF	29	C	<b>Tristan MINGAY (GBR)</b> JTR	Mygale SJ09	0						

### FASTEST LAP

2	C	<b>Scott MALVERN (GBR)</b> Jamun Racing	Mygale SJ11	11	1:40.221	96.69 mph	155.62 kph
15	S	<b>Cavan CORCORAN (GBR)</b> Getem Racing	Mygale SJ07	9	1:41.790	95.20 mph	153.22 kph

Weather / Track : Bright / Dry  
These results are provisional until the conclusion of any judicial and technical matters.

Oulton Park International  
Circuit Length = 2.6920 miles  
Start: 10:49 End: 11:08

Clerk of Course :	Timekeeper :
-------------------	--------------

**Dunlop MSA Formula Ford Championship of GB**  
**RACE 6 - ROUND 5 - LAP CHART**

Lap 1			Lap 2			Lap 3			Lap 4			Lap 5		
No	Behind	Laptime	No	Behind	Laptime	No	Behind	Laptime	No	Behind	Laptime	No	Behind	Laptime
2		1:47.550	2		1:41.385	2		1:41.005	2		1:41.141	2		1:40.861
1	0.762	1:48.312	1	1.474	1:42.097	77	2.521	1:41.931	77	2.641	1:41.261	77	3.016	1:41.236
3	1.319	1:48.869	77	1.595	1:41.573	3	2.740	1:41.620	3	3.160	1:41.561	3	3.473	1:41.174
77	1.407	1:48.957	3	2.125	1:42.191	19	2.882	1:41.617	19	3.348	1:41.607	19	3.612	1:41.125
19	2.192	1:49.742	19	2.270	1:41.463	23	7.828	1:42.860	1	9.395	1:42.101	1	11.043	1:42.509
22	2.355	1:49.905	4	3.988	1:42.312	1	8.435	1:47.966	13	9.552	1:41.973	13	11.258	1:42.567
4	3.061	1:50.611	22	4.069	1:43.099	13	8.720	1:43.329	23	10.054	1:43.367	23	11.531	1:42.338
12	3.408	1:50.958	12	4.231	1:42.208	5	9.053	1:43.410	17	11.961	1:42.585	4	14.090	1:42.348
23	4.447	1:51.997	23	5.973	1:42.911	17	10.517	1:44.724	4	12.603	1:42.997	17	14.345	1:43.245
5	4.751	1:52.301	13	6.396	1:42.948	4	10.747	1:47.764	9	13.338	1:42.696	9	14.489	1:42.012
13	4.833	1:52.383	5	6.648	1:43.282	15	11.443	1:43.158	15	13.913	1:43.611	15	15.378	1:42.326
17	5.251	1:52.801	17	6.798	1:42.932	9	11.783	1:42.657	28	18.686	1:43.232	28	19.486	1:41.661
15	7.134	1:54.684	15	9.290	1:43.541	39	15.066	1:45.174	25	19.667	1:45.523	25	23.725	1:44.919
39	7.414	1:54.964	9	10.131	1:43.974	25	15.285	1:45.022	39	20.625	1:46.700	12	33.209	1:42.098
9	7.542	1:55.092	39	10.897	1:44.868	28	16.595	1:42.416	5	22.136	1:54.224 P			
25	8.131	1:55.681	25	11.268	1:44.522	12	30.362	2:07.136	12	31.972	1:42.751			
24	10.087	1:57.637	28	15.184	1:43.211									
28	13.358	2:00.908												

Weather / Track : Bright / Dry

Oulton Park International  
Circuit Length = 2.6920 miles  
Start: 10:49 End: 11:08

**Dunlop MSA Formula Ford Championship of GB**  
**RACE 6 - ROUND 5 - LAP CHART**

Lap 6			Lap 7			Lap 8			Lap 9			Lap 10		
No	Behind	Laptime	No	Behind	Laptime	No	Behind	Laptime	No	Behind	Laptime	No	Behind	Laptime
2		1:40.431	2		1:40.516	2		1:40.456	2		1:40.620	2		1:40.551
77	3.618	1:41.033	77	3.946	1:40.844	77	4.325	1:40.835	3	5.220	1:40.854	3	6.036	1:41.367
3	4.132	1:41.090	3	4.957	1:41.341	3	4.986	1:40.485	77	5.237	1:41.532	77	6.635	1:41.949
19	4.674	1:41.493	19	5.418	1:41.260	19	5.471	1:40.509	19	6.065	1:41.214	19	6.752	1:41.238
1	12.469	1:41.857	1	14.264	1:42.311	1	15.125	1:41.317	1	16.408	1:41.903	1	18.320	1:42.463
13	12.591	1:41.764	13	14.598	1:42.523	13	15.320	1:41.178	13	16.529	1:41.829	13	18.465	1:42.487
23	12.965	1:41.865	23	15.048	1:42.599	23	16.457	1:41.865	23	17.722	1:41.885	23	18.715	1:41.544
4	15.213	1:41.554	4	17.064	1:42.367	4	18.343	1:41.735	4	19.541	1:41.818	4	20.812	1:41.822
9	16.046	1:41.988	9	17.596	1:42.066	9	18.953	1:41.813	9	20.058	1:41.725	9	21.044	1:41.537
17	16.125	1:42.211	17	17.905	1:42.296	17	19.539	1:42.090	17	20.748	1:41.829	17	21.900	1:41.703
15	16.904	1:41.957	15	18.580	1:42.192	15	20.035	1:41.911	15	21.205	1:41.790	15	22.670	1:42.016
28	20.774	1:41.719	28	22.313	1:42.055	28	23.658	1:41.801	28	24.380	1:41.342	28	25.205	1:41.376
25	29.021	1:45.727	25	33.129	1:44.624	25	37.860	1:45.187	12	40.575	1:43.086	12	41.990	1:41.966
12	35.138	1:42.360	12	36.533	1:41.911	12	38.109	1:42.032	25	42.360	1:45.120	25	46.176	1:44.367

Weather / Track : Bright / Dry

Oulton Park International  
 Circuit Length = 2.6920 miles  
 Start: 10:49 End: 11:08

# Dunlop MSA Formula Ford Championship of GB

## RACE 6 - ROUND 5 - LAP CHART

Lap 11		
No	Behind	Laptime
2		1:40.221
3	6.684	1:40.869
19	8.364	1:41.833
77	8.455	1:42.041
1	20.099	1:42.000
13	20.254	1:42.010
23	20.982	1:42.488
4	23.247	1:42.656
9	23.636	1:42.813
17	24.065	1:42.386
15	24.673	1:42.224
28	27.381	1:42.397
12	43.560	1:41.791
25	49.975	1:44.020

Weather / Track : Bright / Dry

Oulton Park International  
Circuit Length = 2.6920 miles  
Start: 10:49 End: 11:08

# Dunlop MSA Formula Ford Championship of GB

## RACE 6 - ROUND 5 - SECTOR ANALYSIS

<b>1</b>	<b>Jeroen SLAGHEKKE</b> C Jamun Racing														
1-	123.4	49.599	108.9	28.049	115.7	1:48.312	7-	25.089	125.0	49.145	109.3	28.077	116.1	1:42.311	
2-	25.084	125.4	48.986	109.5	28.027	116.5	1:42.097	8-	<b>24.755</b>	125.4	48.790	109.8	<b>27.772</b>	116.7	<b>1:41.317</b>
3-	24.995	125.0	48.981	<b>110.4</b>	33.990	116.7	1:47.966	9-	25.003	125.2	<b>48.723</b>	<b>110.4</b>	28.177	116.3	1:41.903
4-	24.904	<b>126.1</b>	49.174	109.7	28.023	116.1	1:42.101	10-	24.901	125.2	49.175	107.0	28.387	115.9	1:42.463
5-	25.321	124.5	49.166	110.0	28.022	<b>117.1</b>	1:42.509	11-	24.816	125.2	49.075	109.5	28.109	116.1	1:42.000
6-	24.902	124.7	48.836	109.5	28.119	115.3	1:41.857								
<b>2</b>	<b>Scott MALVERN</b> C Jamun Racing														
1-	122.5	49.078	109.3	28.200	115.3	1:47.550	7-	24.585	125.0	48.203	110.2	27.728	115.7	1:40.516	
2-	24.895	123.8	48.625	109.7	27.865	<b>116.1</b>	1:41.385	8-	24.577	124.5	48.154	110.2	27.725	115.9	1:40.456
3-	24.772	125.0	48.431	109.8	27.802	115.9	1:41.005	9-	24.698	124.5	48.208	109.8	27.714	<b>116.1</b>	1:40.620
4-	24.676	124.7	48.622	110.0	27.843	115.9	1:41.141	10-	24.590	<b>125.2</b>	48.204	109.8	27.757	<b>116.1</b>	1:40.551
5-	24.729	124.3	48.333	110.2	27.799	115.9	1:40.861	11-	24.584	<b>125.2</b>	<b>48.020</b>	<b>110.4</b>	<b>27.617</b>	115.5	<b>1:40.221</b>
6-	<b>24.558</b>	124.7	48.225	110.2	27.648	115.7	1:40.431								
<b>3</b>	<b>Nick MCBRIDE</b> C Jamun Racing														
1-	124.0	49.886	110.0	28.165	116.1	1:48.869	7-	24.554	<b>127.3</b>	49.149	110.2	<b>27.638</b>	116.5	1:41.341	
2-	25.192	125.0	49.150	110.0	27.849	<b>117.5</b>	1:42.191	8-	24.615	126.6	<b>48.214</b>	110.4	27.656	116.3	<b>1:40.485</b>
3-	24.807	125.7	48.888	<b>111.5</b>	27.925	116.9	1:41.620	9-	<b>24.551</b>	127.1	48.331	110.9	27.972	115.9	1:40.854
4-	24.883	124.0	48.792	110.4	27.886	116.9	1:41.561	10-	25.173	124.7	48.519	110.0	27.675	116.3	1:41.367
5-	24.661	125.4	48.722	110.9	27.791	117.3	1:41.174	11-	24.635	125.0	48.379	109.8	27.855	115.7	1:40.869
6-	24.586	125.9	48.793	110.9	27.711	117.1	1:41.090								
<b>4</b>	<b>Spike GODDARD</b> C Jamun Racing														
1-	121.6	49.684	107.9	28.530	112.8	1:50.611	7-	25.294	123.8	48.926	<b>108.6</b>	28.147	112.6	1:42.367	
2-	24.974	125.0	49.291	108.4	28.047	112.4	1:42.312	8-	24.909	124.5	48.910	107.7	27.916	114.1	1:41.735
3-	25.598	123.1	53.405	107.4	28.761	<b>115.5</b>	1:47.764	9-	24.947	120.3	49.009	107.9	<b>27.862</b>	114.1	1:41.818
4-	25.285	<b>125.4</b>	49.590	108.2	28.122	114.5	1:42.997	10-	24.972	123.4	<b>48.709</b>	108.4	28.141	114.3	1:41.822
5-	24.843	<b>125.4</b>	49.337	106.4	28.168	114.7	1:42.348	11-	24.852	123.8	49.595	106.4	28.209	113.6	1:42.656
6-	<b>24.841</b>	124.0	48.767	107.2	27.946	113.9	<b>1:41.554</b>								
<b>5</b>	<b>Matthew PARRY</b> C Fluid Motorsport														
1-	125.0	50.484	109.5	28.366	115.7	1:52.301	3-	<b>25.108</b>	<b>126.1</b>	50.319	<b>110.9</b>	<b>27.983</b>	<b>116.9</b>	1:43.410	
2-	25.353	125.7	<b>48.989</b>	110.6	28.940	115.7	<b>1:43.282</b>	4-	25.544	107.4	52.573	106.2	ln	1:54.224 P	
<b>9</b>	<b>Jake COOK</b> C Jamun Racing														
1-	121.8	50.950	107.7	29.000	115.1	1:55.092	7-	25.215	122.7	48.816	107.9	28.035	113.0	1:42.066	
2-	25.587	<b>124.5</b>	50.094	107.5	28.293	113.6	1:43.974	8-	<b>24.803</b>	124.0	48.615	108.6	28.395	110.6	1:41.813
3-	25.219	122.0	49.170	108.4	28.268	115.3	1:42.657	9-	25.282	122.2	48.580	108.1	<b>27.863</b>	114.1	1:41.725
4-	25.020	<b>124.5</b>	49.507	107.9	28.169	113.6	1:42.696	10-	25.020	123.4	<b>48.419</b>	108.2	28.098	114.5	<b>1:41.537</b>
5-	24.960	122.2	48.687	<b>109.3</b>	28.365	<b>115.7</b>	1:42.012	11-	24.870	123.8	49.760	105.0	28.183	112.6	1:42.813
6-	25.096	122.5	48.668	106.9	28.224	113.0	1:41.988								
<b>12</b>	<b>Jesse ANTTILA</b> C Raysport														
1-	124.0	49.892	<b>110.6</b>	28.161	116.3	1:50.958	7-	25.089	123.8	<b>48.813</b>	108.8	28.009	116.5	1:41.911	
2-	25.148	125.9	49.029	<b>110.6</b>	28.031	<b>117.7</b>	1:42.208	8-	25.222	124.7	48.904	110.0	<b>27.906</b>	<b>117.7</b>	1:42.032
3-	25.917	126.4	1:12.990	108.8	28.229	115.5	2:07.136	9-	25.221	<b>126.6</b>	49.790	109.3	28.075	116.7	1:43.086
4-	25.266	124.0	49.366	109.5	28.119	116.1	1:42.751	10-	24.992	124.3	48.869	109.3	28.105	116.1	1:41.966
5-	25.021	124.5	49.073	109.5	28.004	116.1	1:42.098	11-	<b>24.982</b>	124.0	48.839	109.7	27.970	116.1	<b>1:41.791</b>
6-	25.176	123.1	49.010	108.8	28.174	116.3	1:42.360								
<b>13</b>	<b>Philippe LAYAC</b> C Enigma Motorsport/Rendez-Vous Racing														
1-	125.7	50.452	109.5	28.271	<b>117.3</b>	1:52.383	7-	25.161	125.2	49.096	109.7	28.266	115.7	1:42.523	
2-	25.451	126.9	49.028	<b>110.7</b>	28.469	115.7	1:42.948	8-	<b>24.800</b>	125.4	<b>48.597</b>	110.4	<b>27.781</b>	116.7	<b>1:41.178</b>
3-	24.933	<b>127.1</b>	50.413	109.1	27.983	116.9	1:43.329	9-	24.885	126.1	48.800	110.2	28.144	116.7	1:41.829
4-	24.877	126.6	49.241	110.0	27.855	116.9	1:41.973	10-	25.100	125.7	48.910	107.4	28.477	116.1	1:42.487
5-	25.263	125.4	49.234	109.8	28.070	116.5	1:42.567	11-	24.882	125.7	49.039	109.3	28.089	115.9	1:42.010
6-	24.817	125.4	48.832	110.4	28.115	115.3	1:41.764								

Weather / Track : Bright / Dry

Oulton Park International  
Circuit Length = 2.6920 miles  
Start: 10:49 End: 11:08

**Dunlop MSA Formula Ford Championship of GB**  
**RACE 6 - ROUND 5 - SECTOR ANALYSIS**

<b>15</b>	<b>Cavan CORCORAN</b>				<b>S Getem Racing</b>										
1-	123.4	51.008	107.7	29.165	114.1	1:54.684	7-	25.030	126.1	48.984	109.7	28.178	115.5	1:42.192	
2-	25.353	124.3	49.634	108.1	28.554	115.3	1:43.541	8-	25.052	126.4	48.715	<b>110.0</b>	28.144	115.9	1:41.911
3-	25.162	124.5	49.592	108.6	28.404	115.5	1:43.158	9-	<b>24.928</b>	<b>126.9</b>	48.866	109.3	<b>27.996</b>	<b>116.7</b>	<b>1:41.790</b>
4-	25.106	126.1	50.070	109.3	28.435	113.2	1:43.611	10-	25.085	125.4	48.741	109.1	28.190	116.1	1:42.016
5-	25.107	125.4	48.820	109.5	28.399	115.5	1:42.326	11-	24.941	125.4	49.149	109.1	28.134	116.3	1:42.224
6-	25.097	126.4	<b>48.669</b>	109.7	28.191	115.7	1:41.957								
<b>17</b>	<b>Luke WILLIAMS</b>				<b>C Luke Williams Racing</b>										
1-	126.1	50.554	110.2	28.317	<b>116.5</b>	1:52.801	7-	25.237	127.1	49.062	110.6	27.997	115.9	1:42.296	
2-	25.294	<b>127.6</b>	49.219	<b>111.5</b>	28.419	114.9	1:42.932	8-	25.110	123.8	48.930	110.0	28.050	115.5	1:42.090
3-	25.263	126.1	51.032	110.0	28.429	114.7	1:44.724	9-	24.989	125.9	48.858	110.9	<b>27.982</b>	116.3	1:41.829
4-	25.177	124.0	49.413	109.5	27.995	114.9	1:42.585	10-	<b>24.828</b>	126.6	48.758	110.0	28.117	115.7	<b>1:41.703</b>
5-	25.110	123.6	49.799	108.6	28.336	115.9	1:43.245	11-	25.123	125.2	49.219	110.4	28.044	115.7	1:42.386
6-	25.470	125.0	<b>48.753</b>	111.1	27.988	113.0	1:42.211								
<b>19</b>	<b>Dan DE ZILLE</b>				<b>C JTR</b>										
1-	124.3	50.047	110.2	27.994	115.5	1:49.742	7-	24.619	125.7	48.938	110.6	27.703	115.9	1:41.260	
2-	24.830	125.0	48.811	110.9	27.822	117.9	1:41.463	8-	24.623	126.9	<b>48.266</b>	110.4	<b>27.620</b>	116.7	<b>1:40.509</b>
3-	25.096	124.7	48.654	111.1	27.867	117.7	1:41.617	9-	24.714	126.4	48.706	108.6	27.794	115.7	1:41.214
4-	24.839	122.2	48.936	110.6	27.832	117.7	1:41.607	10-	24.740	126.1	48.509	<b>111.3</b>	27.989	<b>118.4</b>	1:41.238
5-	<b>24.591</b>	<b>127.3</b>	48.798	<b>111.3</b>	27.736	<b>118.4</b>	1:41.125	11-	24.906	126.4	48.899	111.1	28.028	114.7	1:41.833
6-	24.638	126.6	49.139	110.4	27.716	116.3	1:41.493								
<b>22</b>	<b>Neil ALBERICO</b>				<b>C Cliff Dempsey Racing</b>										
1-	124.0	49.878	<b>110.6</b>	<b>28.497</b>	<b>116.3</b>	1:49.905	2-	<b>25.437</b>	124.3	<b>49.128</b>	109.5	28.534	112.2	<b>1:43.099</b>	
<b>23</b>	<b>Jonny MCMULLAN</b>				<b>C Cliff Dempsey Racing</b>										
1-	124.3	50.348	108.6	28.458	114.7	1:51.997	7-	25.131	124.3	49.283	108.9	28.185	115.9	1:42.599	
2-	25.269	124.5	49.243	109.1	28.399	114.3	1:42.911	8-	24.985	124.5	48.858	108.6	28.022	115.5	1:41.865
3-	25.033	125.7	49.541	107.9	28.286	114.1	1:42.860	9-	24.958	124.3	48.771	109.1	28.156	116.1	1:41.885
4-	25.507	123.6	49.878	<b>110.0</b>	27.982	116.3	1:43.367	10-	24.860	125.4	<b>48.752</b>	109.1	<b>27.932</b>	<b>116.9</b>	<b>1:41.544</b>
5-	24.999	125.9	49.225	108.9	28.114	116.7	1:42.338	11-	<b>24.779</b>	<b>127.1</b>	49.254	107.7	28.455	113.4	1:42.488
6-	24.927	125.2	48.871	<b>110.0</b>	28.067	115.5	1:41.865								
<b>24</b>	<b>Jake JACKSON</b>				<b>S Tockwith Motorsports</b>										
1-	<b>120.7</b>	<b>52.118</b>	<b>104.2</b>	<b>29.488</b>	<b>110.9</b>	1:57.637									
<b>25</b>	<b>David MOORE</b>				<b>S Tockwith Motorsports</b>										
1-	121.8	51.288	106.7	28.756	115.3	1:55.681	7-	25.438	122.5	50.480	106.7	28.706	113.7	1:44.624	
2-	25.708	123.6	50.364	107.5	<b>28.450</b>	114.7	1:44.522	8-	25.460	122.9	50.837	107.0	28.890	113.7	1:45.187
3-	25.485	<b>124.5</b>	50.828	<b>108.4</b>	28.709	<b>115.9</b>	1:45.022	9-	25.422	123.6	50.857	107.0	28.841	113.7	1:45.120
4-	25.700	123.6	50.288	107.5	29.535	109.7	1:45.523	10-	25.471	122.2	50.181	107.5	28.715	113.6	1:44.367
5-	25.845	123.4	50.480	107.0	28.594	115.1	1:44.919	11-	<b>25.365</b>	122.7	<b>50.120</b>	106.7	28.535	113.7	<b>1:44.020</b>
6-	26.119	115.7	50.968	106.9	28.640	113.9	1:45.727								
<b>28</b>	<b>Geoff UHRHANE</b>				<b>C JTR</b>										
1-	118.1	51.829	107.9	28.587	114.5	2:00.908	7-	24.831	124.7	49.094	108.2	28.130	114.7	1:42.055	
2-	25.511	122.0	49.508	108.9	28.192	114.5	1:43.211	8-	24.762	125.4	48.772	109.5	28.267	111.7	1:41.801
3-	25.096	123.8	49.322	108.8	27.998	115.3	1:42.416	9-	24.809	125.0	<b>48.652</b>	108.9	27.881	<b>115.5</b>	<b>1:41.342</b>
4-	24.835	<b>126.1</b>	49.956	<b>111.3</b>	28.441	114.7	1:43.232	10-	<b>24.641</b>	125.4	48.711	110.0	28.024	115.3	1:41.376
5-	24.948	124.5	48.716	108.8	27.997	<b>115.5</b>	1:41.661	11-	24.802	124.7	49.144	108.9	28.451	97.1	1:42.397
6-	24.833	123.1	49.011	109.7	<b>27.875</b>	115.1	1:41.719								
<b>29</b>	<b>Tristan MINGAY</b>				<b>C JTR</b>										
<b>39</b>	<b>David ELLESLEY</b>				<b>C Race Car Consultants</b>										
1-	123.8	50.891	<b>109.8</b>	29.278	114.3	1:54.964	3-	<b>25.406</b>	122.2	50.960	108.4	28.808	114.1	1:45.174	
2-	25.581	<b>124.0</b>	<b>50.596</b>	108.9	<b>28.691</b>	<b>115.1</b>	<b>1:44.868</b>	4-	25.861	122.7	51.047	109.7	29.792	112.4	1:46.700

Weather / Track : Bright / Dry

Oulton Park International  
 Circuit Length = 2.6920 miles  
 Start: 10:49 End: 11:08

**Dunlop MSA Formula Ford Championship of GB**  
**RACE 6 - ROUND 5 - SECTOR ANALYSIS**

<b>77</b>	<b>Antti BURI</b>						<b>C LMS</b>							
1 -	124.7	50.141	109.8	27.908	117.3	1:48.957	7 -	<i>24.730</i>	125.4	48.340	109.5	27.774	115.3	1:40.844
2 -	25.002	124.5	48.525	110.7	28.046	<i>1:41.573</i>	8 -	24.869	124.7	<i>48.239</i>	109.7	<i>27.727</i>	116.1	<i>1:40.835</i>
3 -	25.100	126.1	48.911	<i>111.3</i>	27.920	1:41.931	9 -	24.731	125.9	48.631	109.1	28.170	114.5	1:41.532
4 -	24.779	125.7	48.614	109.7	27.868	1:41.261	10 -	25.236	125.0	48.684	110.7	28.029	116.1	1:41.949
5 -	24.953	125.2	48.475	109.7	27.808	1:41.236	11 -	24.829	<i>126.4</i>	48.894	110.4	28.318	115.9	1:42.041
6 -	24.808	125.4	48.443	108.9	27.782	1:41.033								

Weather / Track : Bright / Dry

Oulton Park International  
 Circuit Length = 2.6920 miles  
 Start: 10:49 End: 11:08

# Dunlop MSA Formula Ford Championship of GB

## RACE 6 - ROUND 5 - BEST SECTOR TIMES

SECTOR 1			SECTOR 2			SECTOR 3			IDEAL / BEST COMPARISON						
POS	NO	NAME	TIME	NO	NAME	TIME	NO	NAME	TIME	POS	NO	NAME	IDEAL	BEST	DIFF
1	3	MCBRIDE	24.551	2	MALVERN	48.020	2	MALVERN	27.617	1	2	MALVERN	1:40.195	1:40.221	0.026
2	2	MALVERN	24.558	3	MCBRIDE	48.214	19	DE ZILLE	27.620	2	3	MCBRIDE	1:40.403	1:40.485	0.082
3	19	DE ZILLE	24.591	77	BURI	48.239	3	MCBRIDE	27.638	3	19	DE ZILLE	1:40.477	1:40.509	0.032
4	28	UHRHANE	24.641	19	DE ZILLE	48.266	77	BURI	27.727	4	77	BURI	1:40.696	1:40.835	0.139
5	77	BURI	24.730	9	COOK	48.419	1	SLAGHEKKE	27.772	5	9	COOK	1:41.085	1:41.537	0.452
6	1	SLAGHEKKE	24.755	13	LAYAC	48.597	13	LAYAC	27.781	6	28	UHRHANE	1:41.168	1:41.342	0.174
7	23	MCMULLAN	24.779	28	UHRHANE	48.652	4	GODDARD	27.862	7	13	LAYAC	1:41.178	1:41.178	0.000
8	13	LAYAC	24.800	15	CORCORAN	48.669	9	COOK	27.863	8	1	SLAGHEKKE	1:41.250	1:41.317	0.067
9	9	COOK	24.803	4	GODDARD	48.709	28	UHRHANE	27.875	9	4	GODDARD	1:41.412	1:41.554	0.142
10	17	WILLIAMS	24.828	1	SLAGHEKKE	48.723	12	ANTTILA	27.906	10	23	MCMULLAN	1:41.463	1:41.544	0.081
11	4	GODDARD	24.841	23	MCMULLAN	48.752	23	MCMULLAN	27.932	11	17	WILLIAMS	1:41.563	1:41.703	0.140
12	15	CORCORAN	24.928	17	WILLIAMS	48.753	17	WILLIAMS	27.982	12	15	CORCORAN	1:41.593	1:41.790	0.197
13	12	ANTTILA	24.982	12	ANTTILA	48.813	5	PARRY	27.983	13	12	ANTTILA	1:41.701	1:41.791	0.090
14	5	PARRY	25.108	5	PARRY	48.989	15	CORCORAN	27.996	14	5	PARRY	1:42.080	1:43.282	1.202
15	25	MOORE	25.365	22	ALBERICO	49.128	25	MOORE	28.450	15	22	ALBERICO	1:43.062	1:43.099	0.037
16	39	ELLESLEY	25.406	25	MOORE	50.120	22	ALBERICO	28.497	16	25	MOORE	1:43.935	1:44.020	0.085
17	22	ALBERICO	25.437	39	ELLESLEY	50.596	39	ELLESLEY	28.691	17	39	ELLESLEY	1:44.693	1:44.868	0.175
18	24	JACKSON	28.342	24	JACKSON	52.118	24	JACKSON	29.488	18	24	JACKSON	1:49.948		
												<b>Perfect Lap</b>	<b>1:40.188</b>		

Weather / Track : Bright / Dry

Oulton Park International  
Circuit Length = 2.6920 miles  
Start: 10:49 End: 11:08

**Dunlop MSA Formula Ford Championship of GB**  
**RACE 6 - ROUND 5 - SPEED TRAPS**

SECTOR 1				SECTOR 2			FINISH LINE			
POS	NO	NAME	MPH	NO	NAME	MPH	NO	NAME	MPH	
1	17	Luke WILLIAMS	127.6	3	Nick MCBRIDE	111.5	19	Dan DE ZILLE	118.4	
2	3	Nick MCBRIDE	127.3	17	Luke WILLIAMS	111.5	77	Antti BURI	117.9	
3	19	Dan DE ZILLE	127.3	19	Dan DE ZILLE	111.3	12	Jesse ANTTILA	117.7	
4	13	Phillipe LAYAC	127.1	28	Geoff UHRHANE	111.3	3	Nick MCBRIDE	117.5	
5	23	Jonny MCMULLAN	127.1	77	Antti BURI	111.3	13	Phillipe LAYAC	117.3	
6	15	Cavan CORCORAN	126.9	5	Matthew PARRY	110.9	1	Jeroen SLAGHEKKE	117.1	
7	12	Jesse ANTTILA	126.6	13	Phillipe LAYAC	110.7	5	Matthew PARRY	116.9	
8	77	Antti BURI	126.4	12	Jesse ANTTILA	110.6	23	Jonny MCMULLAN	116.9	
9	1	Jeroen SLAGHEKKE	126.1	22	Neil ALBERICO	110.6	15	Cavan CORCORAN	116.7	
10	5	Matthew PARRY	126.1	1	Jeroen SLAGHEKKE	110.4	17	Luke WILLIAMS	116.5	
11	28	Geoff UHRHANE	126.1	2	Scott MALVERN	110.4	22	Neil ALBERICO	116.3	
12	4	Spike GODDARD	125.4	15	Cavan CORCORAN	110.0	2	Scott MALVERN	116.1	
13	2	Scott MALVERN	125.2	23	Jonny MCMULLAN	110.0	25	David MOORE	115.9	
14	9	Jake COOK	124.5	39	David ELLESLEY	109.8	9	Jake COOK	115.7	
15	22	Neil ALBERICO	124.5	9	Jake COOK	109.3	4	Spike GODDARD	115.5	
16	25	David MOORE	124.5	4	Spike GODDARD	108.6	28	Geoff UHRHANE	115.5	
17	39	David ELLESLEY	124.0	25	David MOORE	108.4	39	David ELLESLEY	115.1	
18	24	Jake JACKSON	120.7	24	Jake JACKSON	104.2	24	Jake JACKSON	110.9	

Weather / Track : Bright / Dry

Oulton Park International  
 Circuit Length = 2.6920 miles  
 Start: 10:49 End: 11:08

# Dunlop MSA Formula Ford Championship of GB

## RACE 6 - ROUND 5 - POSITION CHART

No	Name	Pos	Laps											
			1	2	3	4	5	6	7	8	9	10	11	
2	Scott MALVERN	1	2	2	2	2	2	2	2	2	2	2	2	2
1	Jeroen SLAGHEKKE	2	1	1	77	77	77	77	77	77	77	3	3	3
3	Nick MCBRIDE	3	3	77	3	3	3	3	3	3	3	77	77	19
77	Antti BURI	4	77	3	19	19	19	19	19	19	19	19	19	77
19	Dan DE ZILLE	5	19	19	23	1	1	1	1	1	1	1	1	1
22	Neil ALBERICO	6	22	4	1	13	13	13	13	13	13	13	13	13
4	Spike GODDARD	7	4	22	13	23	23	23	23	23	23	23	23	23
12	Jesse ANTTILA	8	12	12	5	17	4	4	4	4	4	4	4	4
23	Jonny MCMULLAN	9	23	23	17	4	17	9	9	9	9	9	9	9
5	Matthew PARRY	10	5	13	4	9	9	17	17	17	17	17	17	17
13	Phillippe LAYAC	11	13	5	15	15	15	15	15	15	15	15	15	15
17	Luke WILLIAMS	12	17	17	9	28	28	28	28	28	28	28	28	28
15	Cavan CORCORAN	13	15	15	39	25	25	25	25	25	12	12	12	12
39	David ELLESLEY	14	39	9	25	39	12	12	12	12	25	25	25	25
9	Jake COOK	15	9	39	28	5								
25	David MOORE	16	25	25	12	12								
24	Jake JACKSON	17	24	28										
28	Geoff UHRHANE	18	28											

Weather / Track : Bright / Dry

Oulton Park International  
 Circuit Length = 2.6920 miles  
 Start: 10:49 End: 11:08

## Dunlop MSA Formula Ford Championship of GB RACE 11 - ROUND 6 - CLASSIFICATION

POS	NO	CL	DRIVER / TEAM	CAR	LAPS	TIME	GAP	DIFF	MPH	BEST	ON
1	2	C	<b>Scott MALVERN (GBR)</b> Jamun Racing	Mygale SJ11	8	13:36.523			94.95	1:41.163	6
2	77	C	<b>Antti BURI (FIN)</b> LMS	Mygale SJ08	8	13:42.010	5.487	5.487	94.31	1:41.718	4
3	1	C	<b>Jeroen SLAGHEKKE (NED)</b> Jamun Racing	Mygale SJ11	8	13:45.513	8.990	3.503	93.91	1:41.827	6
4	28	C	<b>Geoff UHRHANE (AUS)</b> JTR	Mygale SJ11	8	13:45.624	9.101	0.111	93.90	1:41.667	3
5	3	C	<b>Nick MCBRIDE (AUS)</b> Jamun Racing	Mygale SJ11	8	13:45.967	9.444	0.343	93.86	1:41.602	4
6	5	C	<b>Matthew PARRY (GBR)</b> Fluid Motorsport	Van Diemen LA09	8	13:52.940	16.417	6.973	93.08	1:41.613	6
7	22	C	<b>Neil ALBERICO (USA)</b> Cliff Dempsey Racing	Ray GR 10	8	13:53.468	16.945	0.528	93.02	1:42.140	5
8	23	C	<b>Jonny MCMULLAN (GBR)</b> Cliff Dempsey Racing	Ray GR 11	8	13:55.782	19.259	2.314	92.76	1:42.669	3
9	19	C	<b>Dan DE ZILLE (JEY)</b> JTR	Mygale SJ11	8	13:56.571	20.048	0.789	92.67	1:41.884	8
10	4	C	<b>Spike GODDARD (AUS)</b> Jamun Racing	Mygale SJ11	8	14:01.612	25.089	5.041	92.12	1:42.198	3
11	12	C	<b>Jesse ANTTILA (FIN)</b> Raysport	Ray GR 09	8	14:01.700	25.177	0.088	92.11	1:42.877	5
12	15	S	<b>Cavan CORCORAN (GBR)</b> Getem Racing	Mygale SJ07	8	14:03.107	26.584	1.407	91.95	1:43.346	6
13	25	S	<b>David MOORE (GBR)</b> Tockwith Motorsports	Ray GR 08	8	14:08.076	31.553	4.969	91.41	1:44.147	5
14	39	C	<b>David ELLESLEY (GBR)</b> Race Car Consultants	Juno JA2010	8	14:08.525	32.002	0.449	91.37	1:44.029	5
15	9	C	<b>Jake COOK (GBR)</b> Jamun Racing	Mygale SJ11	8	15:19.280	1:42.757	1:10.755	84.33	1:42.947	4

### NOT CLASSIFIED

DNF	13	C	<b>Philippe LAYAC (FRA)</b> Enigma Motorsport/Rendez-Vous Racing	Mygale SJ10	6	10:25.138	2 laps	2 laps	93.01	1:41.597	6
DNF	29	C	<b>Tristan MINGAY (GBR)</b> JTR	Mygale SJ09	4	7:08.528	4 laps	2 laps	90.46	1:42.979	3
DQ	17	C	<b>Luke WILLIAMS (GBR)</b> Luke Williams Racing	Mygale SJ10							3

### FASTEST LAP

	2	C	<b>Scott MALVERN (GBR)</b> Jamun Racing	Mygale SJ11	6	1:41.163		95.79 mph		154.17 kph	
	15	S	<b>Cavan CORCORAN (GBR)</b> Getem Racing	Mygale SJ07	6	1:43.346		93.77 mph		150.91 kph	

Car 17 not running at the showing of the red flag

Weather / Track : Cloudy / Dry

These results are provisional until the conclusion of any judicial and technical matters.

Oulton Park International  
Circuit Length = 2.6920 miles  
Start: 17:12 End: 17:30

Clerk of Course :		Timekeeper :	
-------------------	--	--------------	--

**Dunlop MSA Formula Ford Championship of GB**  
**RACE 11 - ROUND 6 - LAP CHART**

Lap 1			Lap 2			Lap 3			Lap 4			Lap 5		
No	Behind	Laptime	No	Behind	Laptime	No	Behind	Laptime	No	Behind	Laptime	No	Behind	Laptime
2		1:46.978	2		1:41.724	2		1:41.368	2		1:41.513	2		1:41.176
1	0.709	1:47.687	1	1.289	1:42.304	1	1.906	1:41.985	77	3.072	1:41.718	77	3.686	1:41.790
77	1.737	1:48.715	77	2.331	1:42.318	77	2.867	1:41.904	1	3.689	1:43.296	1	5.269	1:42.756
3	2.420	1:49.398	3	3.270	1:42.574	3	3.706	1:41.804	3	3.795	1:41.602	28	5.356	1:42.315
28	2.508	1:49.486	28	3.505	1:42.721	28	3.804	1:41.667	28	4.217	1:41.926	3	5.470	1:42.851
29	4.338	1:51.316	29	6.687	1:44.073	29	8.298	1:42.979	5	9.697	1:42.754	5	10.551	1:42.030
5	4.422	1:51.400	5	7.179	1:44.481	5	8.456	1:42.645	13	9.924	1:42.588	13	10.782	1:42.034
13	4.921	1:51.899	13	7.605	1:44.408	13	8.849	1:42.612	22	10.611	1:42.821	22	11.575	1:42.140
22	5.295	1:52.273	22	8.150	1:44.579	22	9.303	1:42.521	23	11.040	1:42.734	23	13.136	1:43.272
23	5.759	1:52.737	23	8.518	1:44.483	23	9.819	1:42.669	12	16.246	1:45.131	19	17.726	1:42.458
15	7.080	1:54.058	15	10.524	1:45.168	15	12.575	1:43.419	15	16.344	1:45.282	12	17.947	1:42.877
25	7.236	1:54.214	12	11.060	1:45.397	12	12.628	1:42.936	19	16.444	1:42.725	4	20.098	1:42.913
12	7.387	1:54.365	25	11.126	1:45.614	39	14.414	1:44.263	29	16.945	1:50.160	15	20.222	1:45.054
39	8.494	1:55.472	39	11.519	1:44.749	19	15.232	1:42.042	4	18.361	1:43.765	25	21.452	1:44.147
19	13.575	2:00.553	19	14.558	1:42.707	25	15.365	1:45.607	25	18.481	1:44.629	39	21.982	1:44.029
4	14.355	2:01.333	4	15.279	1:42.648	4	16.109	1:42.198	39	19.129	1:46.228	9	1:34.070	1:43.198
9	1:26.161	3:13.139	9	1:28.964	1:44.527	9	1:30.614	1:43.018	9	1:32.048	1:42.947			

Weather / Track : Cloudy / Dry

Oulton Park International  
 Circuit Length = 2.6920 miles  
 Start: 17:12 End: 17:30

**Dunlop MSA Formula Ford Championship of GB**  
**RACE 11 - ROUND 6 - LAP CHART**

Lap 6			Lap 7			Lap 8		
No	Behind	Laptime	No	Behind	Laptime	No	Behind	Laptime
2		1:41.163	2		1:41.196	2		1:41.405
77	4.317	1:41.794	77	4.918	1:41.797	77	5.487	1:41.974
1	5.933	1:41.827	1	7.375	1:42.638	1	8.990	1:43.020
28	6.050	1:41.857	28	7.469	1:42.615	28	9.101	1:43.037
3	6.314	1:42.007	3	7.930	1:42.812	3	9.444	1:42.919
5	11.001	1:41.613	5	14.522	1:44.717	5	16.417	1:43.300
13	11.216	1:41.597	22	14.881	1:43.471	22	16.945	1:43.469
22	12.606	1:42.194	23	17.654	1:43.948	23	19.259	1:43.010
23	14.902	1:42.929	19	19.569	1:42.256	19	20.048	1:41.884
19	18.509	1:41.946	12	22.365	1:43.690	4	25.089	1:43.942
12	19.871	1:43.087	4	22.552	1:42.233	12	25.177	1:44.217
4	21.515	1:42.580	15	24.569	1:43.360	15	26.584	1:43.420
15	22.405	1:43.346	25	27.672	1:44.358	25	31.553	1:45.286
25	24.510	1:44.221	39	28.488	1:44.641	39	32.002	1:44.919
39	25.043	1:44.224	9	1:39.555	1:44.813	9	1:42.757	1:44.607
9	1:35.938	1:43.031						

Weather / Track : Cloudy / Dry

Oulton Park International  
 Circuit Length = 2.6920 miles  
 Start: 17:12 End: 17:30

**Dunlop MSA Formula Ford Championship of GB**  
**RACE 11 - ROUND 6 - SECTOR ANALYSIS**

<b>1</b>	<b>Jeroen SLAGHEKKE</b>				<b>C Jamun Racing</b>										
1-			110.0	28.134	114.1	1:47.687	5-	25.295	125.2	49.339	<b>110.4</b>	28.122	114.1	1:42.756	
2-	25.187	125.2	49.097	109.8	28.020	113.6	1:42.304	6-	25.014	125.7	48.876	<b>110.4</b>	27.937	114.7	<b>1:41.827</b>
3-	25.043	124.3	<b>48.876</b>	109.8	28.066	113.9	1:41.985	7-	25.092	125.4	49.652	109.5	<b>27.894</b>	114.5	1:42.638
4-	<b>24.855</b>	125.0	50.409	109.3	28.032	114.5	1:43.296	8-	25.156	<b>126.4</b>	49.499	107.2	28.365	114.5	1:43.020
<b>2</b>	<b>Scott MALVERN</b>				<b>C Jamun Racing</b>										
1-			109.7	28.119	113.9	1:46.978	5-	<b>24.761</b>	125.0	48.561	109.3	27.854	113.7	1:41.176	
2-	24.935	124.5	48.912	110.0	27.877	<b>114.3</b>	1:41.724	6-	24.799	124.3	48.521	<b>110.2</b>	<b>27.843</b>	113.6	<b>1:41.163</b>
3-	24.935	124.5	48.529	110.0	27.904	<b>114.3</b>	1:41.368	7-	24.838	124.5	48.515	<b>110.2</b>	27.843	113.6	1:41.196
4-	24.889	124.5	48.685	109.3	27.939	113.6	1:41.513	8-	24.801	124.3	<b>48.490</b>	110.0	28.114	113.6	1:41.405
<b>3</b>	<b>Nick MCBRIDE</b>				<b>C Jamun Racing</b>										
1-			108.9	28.395	113.9	1:49.398	5-	25.417	124.3	49.456	<b>111.5</b>	27.978	<b>116.1</b>	1:42.851	
2-	25.472	123.8	49.102	110.0	28.000	113.6	1:42.574	6-	25.380	125.2	48.704	111.1	27.923	115.9	1:42.007
3-	<b>24.905</b>	124.0	48.797	109.5	28.102	114.9	1:41.804	7-	25.073	124.7	49.828	108.1	27.911	114.9	1:42.812
4-	25.086	125.0	<b>48.699</b>	110.9	<b>27.817</b>	115.7	<b>1:41.602</b>	8-	24.947	<b>126.1</b>	49.435	111.3	28.537	115.5	1:42.919
<b>4</b>	<b>Spike GODDARD</b>				<b>C Jamun Racing</b>										
1-			106.5	28.528	111.5	2:01.333	5-	25.228	124.0	48.908	108.1	28.777	108.8	1:42.913	
2-	25.343	124.0	49.163	108.8	<b>28.142</b>	113.6	1:42.648	6-	25.392	123.8	48.999	108.4	28.189	113.0	1:42.580
3-	25.178	124.5	48.854	109.5	28.166	113.4	<b>1:42.198</b>	7-	24.988	124.0	<b>48.813</b>	<b>110.0</b>	28.432	<b>115.1</b>	1:42.233
4-	<b>24.970</b>	<b>126.1</b>	50.298	109.5	28.497	113.7	1:43.765	8-	25.326	122.9	49.203	108.1	29.413	112.2	1:43.942
<b>5</b>	<b>Matthew PARRY</b>				<b>C Fluid Motorsport</b>										
1-			108.9	28.267	<b>115.5</b>	1:51.400	5-	25.083	124.3	48.911	108.8	28.036	112.8	1:42.030	
2-	25.948	<b>125.4</b>	50.281	<b>110.0</b>	28.252	114.1	1:44.481	6-	<b>24.988</b>	124.7	<b>48.601</b>	108.8	28.024	113.4	<b>1:41.613</b>
3-	25.158	124.3	49.493	108.9	<b>27.994</b>	115.3	1:42.645	7-	25.060	123.6	49.189	108.4	30.468	109.1	1:44.717
4-	25.429	123.4	49.016	108.4	28.309	112.6	1:42.754	8-	25.706	112.2	49.340	108.4	28.254	113.0	1:43.300
<b>9</b>	<b>Jake COOK</b>				<b>C Jamun Racing</b>										
1-		119.8	50.554	105.8	28.713	111.1	3:13.139	5-	25.444	120.9	49.373	106.4	28.381	<b>112.6</b>	1:43.198
2-	25.758	121.4	50.188	106.7	28.581	111.8	1:44.527	6-	25.335	<b>122.2</b>	49.323	106.5	28.373	112.0	1:43.031
3-	25.389	<b>122.2</b>	<b>49.300</b>	106.9	<b>28.329</b>	112.0	1:43.018	7-	25.279	<b>122.2</b>	50.704	103.9	28.830	111.8	1:44.813
4-	<b>25.137</b>	<b>122.2</b>	49.378	<b>107.5</b>	28.432	111.7	<b>1:42.947</b>	8-	25.168	<b>122.2</b>	51.027	107.4	28.412	112.4	1:44.607
<b>12</b>	<b>Jesse ANTTILA</b>				<b>C Raysport</b>										
1-			105.8	28.791	<b>116.3</b>	1:54.365	5-	25.806	126.1	<b>48.900</b>	110.6	<b>28.171</b>	<b>116.3</b>	<b>1:42.877</b>	
2-	26.509	125.9	50.277	110.6	28.611	111.5	1:45.397	6-	25.495	127.3	49.365	110.0	28.227	113.2	1:43.087
3-	25.605	124.5	49.125	110.4	28.206	113.9	1:42.936	7-	<b>25.379</b>	125.7	49.712	<b>110.9</b>	28.599	113.9	1:43.690
4-	25.707	125.9	50.506	107.7	28.918	113.6	1:45.131	8-	25.601	<b>127.6</b>	49.664	109.5	28.952	109.5	1:44.217
<b>13</b>	<b>Philippe LAYAC</b>				<b>C Enigma Motorsport/Rendez-Vous Racing</b>										
1-			109.5	28.487	113.4	1:51.899	4-	25.286	<b>127.3</b>	49.257	108.8	28.045	114.5	1:42.588	
2-	25.543	126.1	50.786	108.8	28.079	114.1	1:44.408	5-	24.992	126.9	49.035	109.3	28.007	114.3	1:42.034
3-	25.108	125.9	49.398	108.4	28.106	<b>115.1</b>	1:42.612	6-	25.067	126.4	<b>48.587</b>	<b>109.8</b>	<b>27.943</b>	114.5	<b>1:41.597</b>
<b>15</b>	<b>Cavan CORCORAN</b>				<b>S Getem Racing</b>										
1-			107.9	29.174	<b>113.9</b>	1:54.058	5-	26.226	124.7	49.511	108.2	29.317	110.2	1:45.054	
2-	26.622	123.4	49.985	108.4	28.561	113.2	1:45.168	6-	25.667	125.0	<b>49.314</b>	108.4	<b>28.365</b>	<b>113.9</b>	<b>1:43.346</b>
3-	25.407	124.0	49.389	108.6	28.623	111.1	1:43.419	7-	<b>25.274</b>	124.7	49.321	108.4	28.765	112.4	1:43.360
4-	25.383	124.5	50.783	<b>109.1</b>	29.116	110.0	1:45.282	8-	25.350	<b>125.4</b>	49.342	107.9	28.728	113.0	1:43.420
<b>17</b>	<b>Luke WILLIAMS</b>				<b>C Luke Williams Racing</b>										
1-			106.5	28.979	112.8	1:53.961	5-	25.410	123.1	49.680	109.3	28.715	113.2	1:43.805	
2-	26.130	125.4	50.033	109.7	28.198	<b>113.6</b>	1:44.361	6-	25.391	<b>125.9</b>	<b>49.326</b>	109.5	28.406	113.0	1:43.123
3-	25.366	123.1	49.492	109.7	<b>28.106</b>	113.4	<b>1:42.964</b>	7-	25.375	124.3	49.640	109.3	28.375	112.6	1:43.390
4-	25.251	124.0	51.972	108.4	28.276	113.0	1:45.499	8-	<b>25.210</b>	123.8	50.001	<b>110.7</b>	29.045	112.6	1:44.256
<b>19</b>	<b>Dan DE ZILLE</b>				<b>C JTR</b>										
1-			108.2	28.348	112.6	2:00.553	5-	25.148	125.0	<b>48.811</b>	<b>111.1</b>	28.499	113.0	1:42.458	

Weather / Track : Cloudy / Dry

Oulton Park International  
 Circuit Length = 2.6920 miles  
 Start: 17:12 End: 17:30

**Dunlop MSA Formula Ford Championship of GB**  
**RACE 11 - ROUND 6 - SECTOR ANALYSIS**

2-	25.234	124.3	49.334	108.9	28.139	113.0	1:42.707	6-	25.092	124.7	48.882	107.7	27.972	112.8	1:41.946
3-	25.168	123.6	48.898	110.4	27.976	114.3	1:42.042	7-	25.061	123.4	48.967	108.2	28.228	113.2	1:42.256
4-	24.847	125.4	49.690	109.5	28.188	114.7	1:42.725	8-	24.904	125.9	48.954	109.3	28.026	113.7	1:41.884
<b>22</b>	<b>Neil ALBERICO</b>		<b>C Cliff Dempsey Racing</b>												
1-				109.3	28.404	114.5	1:52.273	5-	25.081	124.7	48.986	109.7	28.073	113.7	1:42.140
2-	25.258	125.9	51.182	108.9	28.139	114.1	1:44.579	6-	25.159	124.7	48.929	108.9	28.106	113.6	1:42.194
3-	25.161	125.0	49.315	110.0	28.045	113.9	1:42.521	7-	25.203	123.1	49.078	108.8	29.190	110.4	1:43.471
4-	25.026	127.1	49.618	109.8	28.177	113.7	1:42.821	8-	25.434	115.9	49.748	108.6	28.287	113.0	1:43.469
<b>23</b>	<b>Jonny MCMULLAN</b>		<b>C Cliff Dempsey Racing</b>												
1-				109.1	28.676	114.1	1:52.737	5-	25.088	126.4	49.760	107.7	28.424	113.2	1:43.272
2-	25.216	126.4	50.932	109.5	28.335	114.1	1:44.483	6-	25.145	124.5	49.415	107.9	28.369	112.4	1:42.929
3-	25.066	125.9	49.396	109.8	28.207	113.7	1:42.669	7-	25.558	124.3	49.611	108.4	28.779	111.3	1:43.948
4-	25.047	126.1	49.527	108.8	28.160	114.5	1:42.734	8-	25.302	125.9	49.407	108.6	28.301	113.2	1:43.010
<b>25</b>	<b>David MOORE</b>		<b>S Tockwith Motorsports</b>												
1-				107.9	28.767	112.6	1:54.214	5-	25.606	124.5	49.780	107.7	28.761	111.3	1:44.147
2-	26.583	125.4	50.274	108.8	28.757	112.0	1:45.614	6-	25.630	121.8	49.943	107.5	28.648	112.6	1:44.221
3-	26.824	122.9	50.107	107.9	28.676	114.7	1:45.607	7-	25.644	121.4	49.854	107.7	28.860	112.0	1:44.358
4-	25.525	123.6	50.332	108.1	28.772	114.7	1:44.629	8-	25.741	121.1	50.673	107.5	28.872	112.2	1:45.286
<b>28</b>	<b>Geoff UHRHANE</b>		<b>C JTR</b>												
1-				110.6	28.311	113.6	1:49.486	5-	25.023	124.5	49.228	111.5	28.064	114.7	1:42.315
2-	25.458	125.7	49.187	111.5	28.076	114.9	1:42.721	6-	25.071	126.6	48.869	111.3	27.917	115.9	1:41.857
3-	24.805	127.1	48.835	111.5	28.027	116.7	1:41.667	7-	25.064	126.6	49.648	111.1	27.903	116.1	1:42.615
4-	25.163	126.4	49.035	111.1	27.728	115.3	1:41.926	8-	25.173	127.1	49.495	108.1	28.369	115.7	1:43.037
<b>29</b>	<b>Tristan MINGAY</b>		<b>C JTR</b>												
1-				108.2	28.588	113.7	1:51.316	3-	25.130	124.3	49.585	108.2	28.264	112.8	1:42.979
2-	25.900	123.8	49.868	108.2	28.305	112.6	1:44.073	4-	25.733	125.7	56.190	108.6	28.237	113.9	1:50.160
<b>39</b>	<b>David ELLESLEY</b>		<b>C Race Car Consultants</b>												
1-				108.6	29.080	112.2	1:55.472	5-	25.572	125.2	49.922	108.6	28.535	112.4	1:44.029
2-	25.822	123.1	50.373	110.0	28.554	114.3	1:44.749	6-	25.597	125.4	49.915	109.1	28.712	112.8	1:44.224
3-	25.908	122.2	49.790	109.1	28.565	113.4	1:44.263	7-	25.727	124.3	49.951	109.3	28.963	112.4	1:44.641
4-	25.613	123.4	51.734	109.8	28.881	113.4	1:46.228	8-	25.503	125.0	50.226	107.9	29.190	112.4	1:44.919
<b>77</b>	<b>Antti BURI</b>		<b>C LMS</b>												
1-				109.3	28.125	113.7	1:48.715	5-	24.952	126.1	48.840	108.6	27.998	113.6	1:41.790
2-	25.395	124.5	48.863	109.7	28.060	113.6	1:42.318	6-	25.090	125.9	48.804	109.5	27.900	113.2	1:41.794
3-	25.035	125.2	48.801	109.5	28.068	114.1	1:41.904	7-	25.125	124.5	48.748	109.1	27.924	113.2	1:41.797
4-	24.971	125.9	48.726	109.3	28.021	113.6	1:41.718	8-	24.924	125.7	48.806	108.8	28.244	113.2	1:41.974

Weather / Track : Cloudy / Dry

Oulton Park International  
 Circuit Length = 2.6920 miles  
 Start: 17:12 End: 17:30

# Dunlop MSA Formula Ford Championship of GB

## RACE 11 - ROUND 6 - BEST SECTOR TIMES

SECTOR 1				SECTOR 2				SECTOR 3				IDEAL / BEST COMPARISON			
POS	NO	NAME	TIME	NO	NAME	TIME	NO	NAME	TIME	POS	NO	NAME	IDEAL	BEST	DIFF
1	2	MALVERN	24.761	2	MALVERN	48.490	28	UHRHANE	27.728	1	2	MALVERN	1:41.094	1:41.163	0.069
2	28	UHRHANE	24.805	13	LAYAC	48.587	3	MCBRIDE	27.817	2	28	UHRHANE	1:41.368	1:41.667	0.299
3	19	DE ZILLE	24.847	5	PARRY	48.601	2	MALVERN	27.843	3	3	MCBRIDE	1:41.421	1:41.602	0.181
4	1	SLAGHEKKE	24.855	3	MCBRIDE	48.699	1	SLAGHEKKE	27.894	4	13	LAYAC	1:41.490	1:41.597	0.107
5	3	MCBRIDE	24.905	77	BURI	48.726	77	BURI	27.900	5	77	BURI	1:41.550	1:41.718	0.168
6	77	BURI	24.924	19	DE ZILLE	48.811	13	LAYAC	27.943	6	5	PARRY	1:41.583	1:41.613	0.030
7	13	LAYAC	24.960	4	GODDARD	48.813	19	DE ZILLE	27.972	7	1	SLAGHEKKE	1:41.625	1:41.827	0.202
8	4	GODDARD	24.970	28	UHRHANE	48.835	5	PARRY	27.994	8	19	DE ZILLE	1:41.630	1:41.884	0.254
9	5	PARRY	24.988	1	SLAGHEKKE	48.876	22	ALBERICO	28.045	9	4	GODDARD	1:41.925	1:42.198	0.273
10	22	ALBERICO	25.026	12	ANTTILA	48.900	4	GODDARD	28.142	10	22	ALBERICO	1:42.000	1:42.140	0.140
11	23	MCMULLAN	25.047	22	ALBERICO	48.929	23	MCMULLAN	28.160	11	12	ANTTILA	1:42.450	1:42.877	0.427
12	29	MINGAY	25.130	9	COOK	49.300	12	ANTTILA	28.171	12	23	MCMULLAN	1:42.603	1:42.669	0.066
13	9	COOK	25.137	15	CORCORAN	49.314	29	MINGAY	28.237	13	9	COOK	1:42.766	1:42.947	0.181
14	15	CORCORAN	25.274	23	MCMULLAN	49.396	9	COOK	28.329	14	29	MINGAY	1:42.952	1:42.979	0.027
15	12	ANTTILA	25.379	29	MINGAY	49.585	15	CORCORAN	28.365	15	15	CORCORAN	1:42.953	1:43.346	0.393
16	39	ELLESLEY	25.503	25	MOORE	49.780	39	ELLESLEY	28.535	16	39	ELLESLEY	1:43.828	1:44.029	0.201
17	25	MOORE	25.525	39	ELLESLEY	49.790	25	MOORE	28.648	17	25	MOORE	1:43.953	1:44.147	0.194

Perfect Lap	1:40.979
-------------	----------

Weather / Track : Cloudy / Dry

Oulton Park International  
Circuit Length = 2.6920 miles  
Start: 17:12 End: 17:30

**Dunlop MSA Formula Ford Championship of GB**  
**RACE 11 - ROUND 6 - SPEED TRAPS**

SECTOR 1				SECTOR 2			FINISH LINE			
POS	NO	NAME	MPH	NO	NAME	MPH	NO	NAME	MPH	
1	12	Jesse ANTTILA	127.6	3	Nick MCBRIDE	111.5	28	Geoff UHRHANE	116.7	
2	19	Dan DE ZILLE	127.6	28	Geoff UHRHANE	111.5	12	Jesse ANTTILA	116.3	
3	13	Phillippe LAYAC	127.3	19	Dan DE ZILLE	111.1	3	Nick MCBRIDE	116.1	
4	22	Neil ALBERICO	127.1	12	Jesse ANTTILA	110.9	5	Matthew PARRY	115.5	
5	28	Geoff UHRHANE	127.1	1	Jeroen SLAGHEKKE	110.4	1	Jeroen SLAGHEKKE	115.1	
6	1	Jeroen SLAGHEKKE	126.4	2	Scott MALVERN	110.2	4	Spike GODDARD	115.1	
7	23	Jonny MCMULLAN	126.4	4	Spike GODDARD	110.0	13	Phillippe LAYAC	115.1	
8	3	Nick MCBRIDE	126.1	5	Matthew PARRY	110.0	19	Dan DE ZILLE	114.7	
9	4	Spike GODDARD	126.1	22	Neil ALBERICO	110.0	25	David MOORE	114.7	
10	77	Antti BURI	126.1	39	David ELLESLEY	110.0	22	Neil ALBERICO	114.5	
11	29	Tristan MINGAY	125.7	13	Phillippe LAYAC	109.8	23	Jonny MCMULLAN	114.5	
12	5	Matthew PARRY	125.4	23	Jonny MCMULLAN	109.8	2	Scott MALVERN	114.3	
13	15	Cavan CORCORAN	125.4	77	Antti BURI	109.7	39	David ELLESLEY	114.3	
14	25	David MOORE	125.4	15	Cavan CORCORAN	109.1	77	Antti BURI	114.1	
15	39	David ELLESLEY	125.4	25	David MOORE	108.8	15	Cavan CORCORAN	113.9	
16	2	Scott MALVERN	125.2	29	Tristan MINGAY	108.6	29	Tristan MINGAY	113.9	
17	9	Jake COOK	122.2	9	Jake COOK	107.5	9	Jake COOK	112.6	

Weather / Track : Cloudy / Dry

Oulton Park International  
 Circuit Length = 2.6920 miles  
 Start: 17:12 End: 17:30

# Dunlop MSA Formula Ford Championship of GB

## RACE 11 - ROUND 6 - POSITION CHART

No	Name	Laps Pos	Laps								
			1	2	3	4	5	6	7	8	
2	Scott MALVERN	1	2	2	2	2	2	2	2	2	2
1	Jeroen SLAGHEKKE	2	1	1	1	77	77	77	77	77	77
77	Antti BURI	3	77	77	77	1	1	1	1	1	1
3	Nick MCBRIDE	4	3	3	3	3	28	28	28	28	
28	Geoff UHRHANE	5	28	28	28	28	3	3	3	3	
29	Tristan MINGAY	6	29	29	29	5	5	5	5	5	
5	Matthew PARRY	7	5	5	5	13	13	13	22	22	
13	Philippe LAYAC	8	13	13	13	22	22	22	23	23	
22	Neil ALBERICO	9	22	22	22	23	23	23	19	19	
23	Jonny MCMULLAN	10	23	23	23	12	19	19	12	4	
15	Cavan CORCORAN	11	15	15	15	15	12	12	4	12	
25	David MOORE	12	25	12	12	19	4	4	15	15	
12	Jesse ANTTILA	13	12	25	39	29	15	15	25	25	
39	David ELLESLEY	14	39	39	19	4	25	25	39	39	
19	Dan DE ZILLE	15	19	19	25	25	39	39	9	9	
4	Spike GODDARD	16	4	4	4	39	9	9			
9	Jake COOK	17	9	9	9	9					

Weather / Track : Cloudy / Dry

Oulton Park International  
Circuit Length = 2.6920 miles  
Start: 17:12 End: 17:30