



DUNLOP MSA FORMULA FORD CHAMPIONSHIP OF GB

Round 13, 14 & 15
Silverstone Bridge GP

14th & 15th August 2010



Results Provided by Timing Solutions Ltd
www.tsl-timing.com

SILVERSTONE BRIDGE GP



**Finish Line &
Speed Trap**

Woodcote

Brooklands

Priory

Luffield

Bridge

**Intermediate 2
& Speed Trap**

Becketts

Abbey

**Intermediate 1
& Speed Trap**

Club

Stowe

Circuit Length:	3.1940 miles / 5140.2 metres
Intermediate 1:	1929 metres
Intermediate 2:	4076 metres
Pit In:	5140 metres
Pit Out:	305 metres after Finish Line
Pit In – Pit Out:	336 metres, @ 60 kph = 20.1 seconds, @ 80 kph = 15.1 seconds

MSA Formula Ford Championship of Great Britain QUALIFYING - RACE 3 - ROUND 13 - CLASSIFICATION

POS	NO	CL	DRIVER / TEAM	CAR	TIME	ON	LAPS	GAP	DIFF	MPH
1	1	C	Scott PYE (AUS) Jamun Racing	Mygale SJ10	1:54.834	7	10			100.14
2	0	C	Josh HILL (GBR) Jamun Racing	Mygale SJ10	1:55.085	5	10	0.251	0.251	99.92
3	27	C	Daniel CMMISH (GBR) JTR	Mygale SJ09	1:55.327	7	10	0.493	0.242	99.71
4	28	C	Tio ELLINAS (CYP) JTR	Mygale SJ09	1:55.388	10	10	0.554	0.061	99.66
5	3	C	Emil BERNSTORFF (DEN) Jamun Racing	Mygale SJ10	1:55.564	6	10	0.730	0.176	99.51
6	22	C	Scott MALVERN (GBR) Cliff Dempsey Racing	Ray GR 10	1:55.674	9	10	0.840	0.110	99.41
7	2	C	Jeroen SLAGHEKKE (NED) Jamun Racing	Mygale SJ10	1:56.161	10	10	1.327	0.487	99.00
8	77	C	Antti BURI (FIN) Enigma Motorsport	Mygale SJ08	1:56.255	9	10	1.421	0.094	98.92
9	26	C	James TUCKER (GBR) JTR	Mygale SJ09	1:56.362	7	10	1.528	0.107	98.83
10	19	C	Dan DE ZILLE (JEY) Minister International	Mygale SJ10	1:56.404	7	10	1.570	0.042	98.79
11	7	C	Jesse ANTTILA (FIN) Fluid Motorsport	Van Diemen LA08	1:56.442	10	10	1.608	0.038	98.76
12	60	C	Jake COOK (GBR) Getem Racing	Mygale SJ07	1:56.666	5	10	1.832	0.224	98.57
13	56	G	Ernie VAN DER WALT (RSA) Fluid Motorsport	Van Diemen LA08	1:56.960	9	9	2.126	0.294	98.32
14	55	G	Pieter SCHOTHORST (NED) Geva Racing	Mygale SJ10	1:57.204	7	8	2.370	0.244	98.12
15	21	C	Cormac O'NEILL (IRL) Cliff Dempsey Racing	Ray GR 08	1:57.345	10	10	2.511	0.141	98.00
16	13	C	Philippe LAYAC (FRA) Antel Motorsport	Ray GR 09	1:57.374	10	10	2.540	0.029	97.97
17	42	S	Tristan MINGAY (GBR) Raysport	Ray GR 09	1:57.604	6	10	2.770	0.230	97.78
18	17	S	Luke WILLIAMS (GBR) Luke Williams Racing	Juno JA09	1:57.827	7	9	2.993	0.223	97.60
19	57	G	Chris HOLMES (GBR) Century Motorsport	Juno JA2010	1:58.128	9	9	3.294	0.301	97.35
20	24	C	Zaamin JAFFER (IND) Raysport/Circuit Design	Ray GR 10	1:59.284	3	3	4.450	1.156	96.40

Weather / Track : Cloudy / Dry
These results are provisional until the conclusion of any judicial and technical matters.

Silverstone GP
Circuit Length = 3.1945 miles
Start: 13:55 End: 14:17

Clerk of Course :	Timekeeper :
-------------------	--------------

MSA Formula Ford Championship of Great Britain

QUALIFYING - RACE 6 - ROUND 14 - 2ND FASTEST CLASSIFICATION

POS	NO	CL	DRIVER / TEAM	CAR	TIME	ON	LAPS	GAP	DIFF	MPH
1	1	C	Scott PYE (AUS) Jamun Racing	Mygale SJ10	1:55.116	6	10			99.90
2	0	C	Josh HILL (GBR) Jamun Racing	Mygale SJ10	1:55.138	9	10	0.022	0.022	99.88
3	28	C	Tio ELLINAS (CYP) JTR	Mygale SJ09	1:55.441	5	10	0.325	0.303	99.61
4	27	C	Daniel CAMMISH (GBR) JTR	Mygale SJ09	1:55.574	9	10	0.458	0.133	99.50
5	22	C	Scott MALVERN (GBR) Cliff Dempsey Racing	Ray GR 10	1:55.706	7	10	0.590	0.132	99.39
6	3	C	Emil BERNSTORFF (DEN) Jamun Racing	Mygale SJ10	1:55.706	10	10	0.590	0.000	99.39
7	2	C	Jeroen SLAGHEKKE (NED) Jamun Racing	Mygale SJ10	1:56.292	5	10	1.176	0.586	98.88
8	77	C	Antti BURI (FIN) Enigma Motorsport	Mygale SJ08	1:56.302	10	10	1.186	0.010	98.88
9	26	C	James TUCKER (GBR) JTR	Mygale SJ09	1:56.442	8	10	1.326	0.140	98.76
10	19	C	Dan DE ZILLE (JEY) Minister International	Mygale SJ10	1:56.550	6	10	1.434	0.108	98.67
11	60	C	Jake COOK (GBR) Getem Racing	Mygale SJ07	1:56.689	10	10	1.573	0.139	98.55
12	7	C	Jesse ANTTILA (FIN) Fluid Motorsport	Van Diemen LA08	1:56.837	6	10	1.721	0.148	98.42
13	56	G	Ernie VAN DER WALT (RSA) Fluid Motorsport	Van Diemen LA08	1:57.290	8	9	2.174	0.453	98.04
14	13	C	Philippe LAYAC (FRA) Antel Motorsport	Ray GR 09	1:57.626	8	10	2.510	0.336	97.76
15	55	G	Pieter SCHOTHORST (NED) Geva Racing	Mygale SJ10	1:57.685	8	8	2.569	0.059	97.71
16	21	C	Cormac O'NEILL (IRL) Cliff Dempsey Racing	Ray GR 08	1:57.969	6	10	2.853	0.284	97.48
17	17	S	Luke WILLIAMS (GBR) Luke Williams Racing	Juno JA09	1:58.063	6	9	2.947	0.094	97.40
18	42	S	Tristan MINGAY (GBR) Raysport	Ray GR 09	1:58.383	10	10	3.267	0.320	97.14
19	57	G	Chris HOLMES (GBR) Century Motorsport	Juno JA2010	1:58.443	8	9	3.327	0.060	97.09
20	24	C	Zaamin JAFFER (IND) Raysport/Circuit Design	Ray GR 10	2:01.339	2	3	6.223	2.896	94.77

Weather / Track : Cloudy / Dry

These results are provisional until the conclusion of any judicial and technical matters.

Silverstone GP

Circuit Length = 3.1945 miles

Start: 13:55 End: 14:17

Clerk of Course :

Timekeeper :

MSA Formula Ford Championship of Great Britain

QUALIFYING - RACE 13 - ROUND 15 - 3RD FASTEST CLASSIFICATION

POS	NO	CL	DRIVER / TEAM	CAR	TIME	ON	LAPS	GAP	DIFF	MPH
1	0	C	Josh HILL (GBR) Jamun Racing	Mygale SJ10	1:55.157	6	10			99.86
2	1	C	Scott PYE (AUS) Jamun Racing	Mygale SJ10	1:55.247	8	10	0.090	0.090	99.78
3	28	C	Tio ELLINAS (CYP) JTR	Mygale SJ09	1:55.732	9	10	0.575	0.485	99.36
4	27	C	Daniel CMMISH (GBR) JTR	Mygale SJ09	1:55.882	5	10	0.725	0.150	99.23
5	22	C	Scott MALVERN (GBR) Cliff Dempsey Racing	Ray GR 10	1:55.942	8	10	0.785	0.060	99.18
6	3	C	Emil BERNSTORFF (DEN) Jamun Racing	Mygale SJ10	1:56.125	7	10	0.968	0.183	99.03
7	77	C	Antti BURI (FIN) Enigma Motorsport	Mygale SJ08	1:56.458	8	10	1.301	0.333	98.74
8	26	C	James TUCKER (GBR) JTR	Mygale SJ09	1:56.538	9	10	1.381	0.080	98.68
9	2	C	Jeroen SLAGHEKKE (NED) Jamun Racing	Mygale SJ10	1:56.690	9	10	1.533	0.152	98.55
10	60	C	Jake COOK (GBR) Getem Racing	Mygale SJ07	1:56.701	8	10	1.544	0.011	98.54
11	19	C	Dan DE ZILLE (JEY) Minister International	Mygale SJ10	1:56.989	8	10	1.832	0.288	98.30
12	7	C	Jesse ANTTILA (FIN) Fluid Motorsport	Van Diemen LA08	1:57.087	4	10	1.930	0.098	98.21
13	56	G	Ernie VAN DER WALT (RSA) Fluid Motorsport	Van Diemen LA08	1:57.674	7	9	2.517	0.587	97.72
14	55	G	Pieter SCHOTHORST (NED) Geva Racing	Mygale SJ10	1:58.187	5	8	3.030	0.513	97.30
15	21	C	Cormac O'NEILL (IRL) Cliff Dempsey Racing	Ray GR 08	1:58.226	5	10	3.069	0.039	97.27
16	13	C	Philippe LAYAC (FRA) Antel Motorsport	Ray GR 09	1:58.248	6	10	3.091	0.022	97.25
17	17	S	Luke WILLIAMS (GBR) Luke Williams Racing	Juno JA09	1:58.352	8	9	3.195	0.104	97.16
18	42	S	Tristan MINGAY (GBR) Raysport	Ray GR 09	1:58.391	8	10	3.234	0.039	97.13
19	57	G	Chris HOLMES (GBR) Century Motorsport	Juno JA2010	1:58.775	7	9	3.618	0.384	96.82
20	24	C	Zaamin JAFFER (IND) Raysport/Circuit Design	Ray GR 10	2:06.252	1	3	11.095	7.477	91.08

Weather / Track : Cloudy / Dry

These results are provisional until the conclusion of any judicial and technical matters.

Silverstone GP

Circuit Length = 3.1945 miles

Start: 13:55 End: 14:17

Clerk of Course :

Timekeeper :

MSA Formula Ford Championship of Great Britain
QUALIFYING - RACE 3 - ROUND 13 - SECTOR ANALYSIS

0	Josh HILL C Jamun Racing									
1 -	51.545 106.4	56.200 93.5	30.670 124.5	2:18.415	6 -	39.592 140.7	47.592 103.1	27.973 125.2	1:55.157	
2 -	40.610 140.1	49.444 100.2	28.307 124.5	1:58.361	7 -	39.726 122.5	48.190 104.2	28.046 128.1	1:55.962	
3 -	40.127 140.1	48.001 106.4	28.058 126.1	1:56.186	8 -	39.941 141.6	47.518 107.4	28.017 125.7	1:55.476	
4 -	39.659 140.4	47.913 106.5	28.229 126.1	1:55.801	9 -	39.541 142.2	47.429 106.9	28.168 125.9	1:55.138	
5 -	39.391 141.0	47.576 107.9	28.118 124.7	1:55.085	10 -	39.800 139.5	47.566 107.4	28.149 124.3	1:55.515	
1	Scott PYE C Jamun Racing									
1 -	51.200 99.7	1:03.494 52.6	31.180 124.0	2:25.874	6 -	39.330 141.9	47.703 105.7	28.083 126.9	1:55.116	
2 -	40.916 141.3	49.314 107.0	28.375 124.5	1:58.605	7 -	39.258 142.2	47.375 107.9	28.201 124.3	1:54.834	
3 -	40.085 140.7	48.187 106.5	28.140 125.0	1:56.412	8 -	39.533 140.7	47.531 110.4	28.183 125.0	1:55.247	
4 -	39.852 140.7	48.814 84.7	30.820 124.7	1:59.486	9 -	39.977 137.2	47.620 107.5	28.218 122.0	1:55.815	
5 -	39.944 129.6	47.950 106.4	28.172 126.9	1:56.066	10 -	40.227 142.2	47.832 104.5	28.176 125.9	1:56.235	
2	Jeroen SLAGHEKKE C Jamun Racing									
1 -	50.546 108.4	56.764 101.2	29.932 123.4	2:17.242	6 -	40.553 141.0	48.236 107.9	28.394 125.2	1:57.183	
2 -	40.941 140.1	50.080 102.8	28.686 124.7	1:59.707	7 -	40.793 121.4	48.636 106.2	28.663 125.2	1:58.092	
3 -	40.351 140.1	48.852 106.0	28.324 125.0	1:57.527	8 -	39.955 141.0	48.967 106.2	28.535 124.7	1:57.457	
4 -	40.358 122.7	49.423 109.8	28.257 125.2	1:58.038	9 -	39.759 142.2	48.392 105.8	28.539 123.8	1:56.690	
5 -	39.857 140.7	47.976 109.8	28.459 127.1	1:56.292	10 -	40.147 139.8	47.735 108.8	28.279 124.7	1:56.161	
3	Emil BERNSTORFF C Jamun Racing									
1 -	51.144 100.9	57.151 87.3	30.467 119.8	2:18.762	6 -	39.896 139.2	47.336 111.5	28.332 123.1	1:55.564	
2 -	42.291 131.8	49.737 97.5	28.696 122.9	2:00.724	7 -	39.754 140.1	47.573 111.5	28.798 123.4	1:56.125	
3 -	40.217 138.9	48.029 105.7	28.430 123.4	1:56.676	8 -	39.916 138.9	47.850 109.7	28.493 123.6	1:56.259	
4 -	40.213 139.5	47.822 108.6	28.117 123.6	1:56.152	9 -	39.753 140.7	47.653 108.8	28.725 122.0	1:56.131	
5 -	40.425 139.8	53.054 108.6	28.449 122.9	2:01.928	10 -	39.804 139.2	47.637 106.4	28.265 124.0	1:55.706	
7	Jesse ANTTILA C Fluid Motorsport									
1 -	45.324 126.4	53.088 92.7	29.349 124.5	2:07.761	6 -	40.241 141.9	48.035 102.9	28.561 124.7	1:56.837	
2 -	40.875 143.1	50.727 98.7	28.816 127.3	2:00.418	7 -	40.155 141.6	48.304 101.8	28.650 123.6	1:57.109	
3 -	40.530 144.0	48.819 100.6	28.475 126.4	1:57.824	8 -	40.254 139.8	48.273 101.1	28.639 123.4	1:57.166	
4 -	40.209 143.4	48.278 98.7	28.600 125.0	1:57.087	9 -	41.579 142.8	48.090 102.5	28.217 125.2	1:57.886	
5 -	40.649 140.4	48.456 100.0	28.664 124.0	1:57.769	10 -	40.025 142.5	48.010 98.5	28.407 125.2	1:56.442	
13	Philippe LAYAC C Antel Motorsport									
1 -				2:07.898	6 -				1:58.248	
2 -				2:01.828	7 -				1:58.581	
3 -				1:59.080	8 -				1:57.626	
4 -				1:58.347	9 -				1:58.424	
5 -				1:58.315	10 -				1:57.374	
17	Luke WILLIAMS S Luke Williams Racing									
1 -	1:10.750 127.6	54.756 86.0	30.882 121.1	2:36.388	6 -	40.695 138.9	48.745 108.1	28.623 126.4	1:58.063	
2 -	44.738 132.1	53.620 90.8	In	2:09.822 P	7 -	40.570 140.7	48.353 107.2	28.904 123.8	1:57.827	
3 -	Out 137.2	59.876 94.9	31.379 124.3	3:18.992	8 -	40.748 138.9	48.635 106.4	28.969 122.7	1:58.352	
4 -	41.422 138.9	49.205 103.7	29.211 122.9	1:59.838	9 -	40.773 138.7	48.371 110.7	40.403 122.2	2:09.547	
5 -	41.054 138.9	48.744 102.1	28.727 122.9	1:58.525						
19	Dan DE ZILLE C Minister International									
1 -	48.549 110.2	54.253 98.3	30.633 121.8	2:13.435	6 -	40.319 140.7	47.913 106.0	28.318 123.1	1:56.550	
2 -	42.247 131.8	50.336 102.6	28.795 123.1	2:01.378	7 -	40.193 141.0	47.833 107.4	28.378 122.5	1:56.404	
3 -	40.894 139.8	48.761 106.2	28.576 122.5	1:58.231	8 -	40.294 138.9	47.994 107.4	28.701 122.7	1:56.989	
4 -	41.061 137.8	48.458 105.2	28.260 122.5	1:57.779	9 -	40.166 140.4	47.857 107.5	29.061 122.0	1:57.084	
5 -	40.345 139.8	48.250 107.0	28.556 122.9	1:57.151	10 -	40.710 139.2	47.900 106.7	28.737 122.5	1:57.347	
21	Cormac O'NEILL C Cliff Dempsey Racing									
1 -	46.949 136.7	53.123 97.4	30.314 123.6	2:10.386	6 -	40.840 139.5	48.731 108.4	28.398 124.5	1:57.969	
2 -	42.012 139.5	51.001 103.1	29.773 124.0	2:02.786	7 -	46.284 139.2	49.919 107.5	28.861 124.7	2:05.064	
3 -	41.792 140.7	49.540 107.4	29.007 123.4	2:00.339	8 -	40.817 138.7	51.349 105.2	28.919 123.4	2:01.085	
4 -	41.016 140.1	49.106 108.2	29.473 125.9	1:59.595	9 -	41.027 138.9	48.989 107.7	28.508 123.8	1:58.524	

Weather / Track : Cloudy / Dry

Silverstone GP
 Circuit Length = 3.1945 miles
 Start: 13:55 End: 14:17

MSA Formula Ford Championship of Great Britain
QUALIFYING - RACE 3 - ROUND 13 - SECTOR ANALYSIS

5 -	40.969 141.6	48.380 105.5	28.877 116.9	1:58.226	10 -	40.607 140.7	48.207 105.5	28.531 123.4	1:57.345
22	Scott MALVERN				C Cliff Dempsey Racing				
1 -	49.437 136.4	52.713 94.3	29.214 123.1	2:11.364	6 -	39.883 142.8	48.150 108.9	28.202 122.5	1:56.235
2 -	41.142 139.8	49.237 106.0	28.525 125.4	1:58.904	7 -	39.830 139.8	47.729 107.0	28.147 122.7	1:55.706
3 -	40.628 140.1	48.822 107.2	28.262 123.4	1:57.712	8 -	39.993 139.5	47.876 109.5	28.073 123.1	1:55.942
4 -	40.098 139.8	48.081 107.9	28.128 123.4	1:56.307	9 -	39.901 139.2	47.713 108.8	28.060 122.7	1:55.674
5 -	40.084 140.1	47.826 107.0	28.159 123.8	1:56.069	10 -	39.931 139.2	47.855 108.9	28.212 122.5	1:55.998
24	Zaamin JAFFER				C Raysport/Circuit Design				
1 -	44.916 130.6	52.082 94.9	29.254 121.8	2:06.252	3 -	41.303 138.1	49.479 102.0	28.502 122.9	1:59.284
2 -	41.679 137.5	50.324 99.7	29.336 120.7	2:01.339					
26	James TUCKER				C JTR				
1 -	46.103 134.5	52.591 95.5	29.121 127.6	2:07.815	6 -	40.160 142.5	48.204 108.2	28.428 125.4	1:56.792
2 -	41.416 143.4	50.527 101.1	29.037 125.7	2:00.980	7 -	40.111 142.2	47.768 107.9	28.483 125.4	1:56.362
3 -	40.949 142.2	48.694 107.0	28.391 125.9	1:58.034	8 -	40.167 141.9	47.793 107.4	28.482 124.5	1:56.442
4 -	40.182 143.7	47.980 103.9	28.526 125.4	1:56.688	9 -	40.181 142.2	47.947 107.9	28.410 125.4	1:56.538
5 -	40.344 142.2	48.767 107.5	28.328 124.7	1:57.439	10 -	40.261 141.9	47.965 107.0	28.429 125.0	1:56.655
27	Daniel CAMMISH				C JTR				
1 -	46.222 132.9	53.068 95.2	29.601 125.0	2:08.891	6 -	39.971 141.3	47.688 112.2	28.384 125.2	1:56.043
2 -	40.946 142.8	48.949 105.4	28.300 126.4	1:58.195	7 -	39.621 143.4	47.358 112.2	28.348 124.5	1:55.327
3 -	40.568 142.8	50.643 99.1	28.670 125.2	1:59.881	8 -	39.782 141.3	47.865 111.1	28.558 125.2	1:56.205
4 -	39.981 141.6	47.914 108.2	28.585 124.7	1:56.480	9 -	39.717 141.3	47.526 112.4	28.331 125.0	1:55.574
5 -	39.943 141.0	47.536 111.8	28.403 124.5	1:55.882	10 -	39.826 141.3	47.486 111.5	28.688 125.0	1:56.000
28	Tio ELLINAS				C JTR				
1 -	50.013 91.3	57.064 83.1	29.440 124.7	2:16.517	6 -	39.715 144.0	47.903 111.8	28.950 126.1	1:56.568
2 -	40.811 142.5	49.181 105.5	28.324 125.9	1:58.316	7 -	40.455 141.9	47.701 111.5	28.619 125.2	1:56.775
3 -	40.199 142.5	52.712 110.0	28.280 126.4	2:01.191	8 -	40.627 142.5	47.806 108.1	28.459 125.2	1:55.942
4 -	39.716 143.4	47.488 102.6	32.438 127.3	1:59.642	9 -	39.835 142.5	47.673 108.6	28.224 125.4	1:55.732
5 -	39.432 143.7	47.376 111.5	28.633 126.1	1:55.441	10 -	39.645 142.8	47.465 109.7	28.278 125.4	1:55.388
42	Tristan MINGAY				S Raysport				
1 -	45.362 133.4	52.440 98.8	30.083 121.6	2:07.885	6 -	40.579 141.3	48.426 108.1	28.599 122.5	1:57.604
2 -	46.953 137.5	50.252 98.0	29.308 122.2	2:06.513	7 -	40.649 139.5	56.447 105.4	28.935 122.7	2:06.031
3 -	42.028 135.3	50.755 97.8	28.787 124.7	2:01.570	8 -	40.627 138.1	48.694 105.4	29.070 121.4	1:58.391
4 -	40.555 139.8	49.429 104.5	28.925 122.0	1:58.909	9 -	40.860 137.2	48.543 107.2	44.326 120.7	2:13.729
5 -	41.617 137.2	48.665 105.5	28.527 125.0	1:58.809	10 -	41.109 137.0	48.389 108.4	28.885 121.8	1:58.383
55	Pieter SCHOTHORST				G Geva Racing				
1 -	45.668 126.9	51.790 102.6	29.395 123.4	2:06.853	5 -	40.494 139.5	48.249 108.6	29.444 122.0	1:58.187
2 -	41.388 139.5	5:17.997 104.0	29.266 122.5	6:28.651	6 -	40.450 139.2	49.077 105.5	28.744 123.1	1:58.271
3 -	41.075 139.2	50.053 102.3	In	2:03.144 P	7 -	40.346 139.5	48.272 107.5	28.586 122.9	1:57.204
4 -	Out 138.4	49.083 110.4	28.958 122.7	2:14.770	8 -	40.645 139.2	48.272 108.8	28.768 123.8	1:57.685
56	Ernie VAN DER WALT				G Fluid Motorsport				
1 -	44.666 138.1	54.785 92.3	31.058 118.6	2:10.509	6 -	40.590 141.0	49.825 106.4	28.697 123.1	1:59.112
2 -	42.276 139.5	51.244 100.8	29.404 120.5	2:02.924	7 -	40.556 140.4	48.606 105.4	28.512 122.9	1:57.674
3 -	41.558 140.1	56.216 91.4	30.184 121.8	2:07.958	8 -	40.616 139.8	48.305 108.8	28.369 122.2	1:57.290
4 -	41.681 139.8	49.838 101.4	28.983 122.0	2:00.502	9 -	40.456 139.8	48.183 108.4	28.321 122.2	1:56.960
5 -	41.118 139.8	48.926 99.4	28.420 124.5	1:58.464					
57	Chris HOLMES				G Century Motorsport				
1 -	52.982 83.8	58.302 91.7	30.409 118.8	2:21.693	6 -	Out 129.8	50.518 97.3	28.996 120.1	3:43.464
2 -	42.256 135.8	50.602 99.6	28.941 119.6	2:01.799	7 -	41.095 135.8	49.147 97.8	28.533 120.3	1:58.775
3 -	41.530 135.8	50.424 100.0	28.794 119.8	2:00.748	8 -	41.069 136.1	48.990 99.0	28.384 120.3	1:58.443
4 -	41.221 136.1	49.443 101.4	28.561 119.2	1:59.225	9 -	41.043 135.6	48.696 100.5	28.389 121.4	1:58.128
5 -	41.265 134.5	49.386 103.2	In	2:02.285 P					

Weather / Track : Cloudy / Dry

Silverstone GP
 Circuit Length = 3.1945 miles
 Start: 13:55 End: 14:17

MSA Formula Ford Championship of Great Britain
QUALIFYING - RACE 3 - ROUND 13 - SECTOR ANALYSIS

60		Jake COOK				C Getem Racing				
1 -	43.826 135.6	50.889 107.7	29.371 123.1	2:04.086	6 -	40.503 140.1	47.968 110.2	28.682 122.2	1:57.153	
2 -	41.491 139.2	49.633 102.3	28.792 122.5	1:59.916	7 -	40.859 140.1	47.734 109.7	28.648 122.2	1:57.241	
3 -	40.562 140.4	48.928 107.2	28.397 123.6	1:57.887	8 -	40.420 139.5	47.758 109.8	28.523 119.6	1:56.701	
4 -	42.143 138.7	48.585 105.4	28.543 122.9	1:59.271	9 -	40.412 139.5	48.221 111.3	28.475 122.9	1:57.108	
5 -	40.155 140.1	47.984 107.7	28.527 122.9	1:56.666	10 -	40.376 139.8	47.618 112.8	28.695 120.7	1:56.689	
77		Antti BURI				C Enigma Motorsport				
1 -	48.789 128.6	53.126 94.9	29.364 126.4	2:11.279	6 -	40.334 142.5	48.302 106.4	28.192 125.2	1:56.828	
2 -	41.936 138.7	52.893 103.6	28.666 126.6	2:03.495	7 -	40.062 142.5	48.911 107.4	28.129 126.9	1:57.102	
3 -	40.762 139.5	51.739 102.6	28.341 125.4	2:00.842	8 -	39.971 141.9	48.358 107.7	28.129 126.9	1:56.458	
4 -	40.423 143.4	48.710 106.0	28.314 124.5	1:57.447	9 -	40.005 143.1	47.965 106.7	28.285 126.4	1:56.255	
5 -	40.396 141.9	48.191 107.7	28.123 125.0	1:56.710	10 -	40.184 143.7	47.838 106.0	28.280 125.7	1:56.302	

Weather / Track : Cloudy / Dry

Silverstone GP
 Circuit Length = 3.1945 miles
 Start: 13:55 End: 14:17

MSA Formula Ford Championship of Great Britain
QUALIFYING - RACE 3 - ROUND 13 - BEST SECTOR TIMES

SECTOR 1			SECTOR 2			SECTOR 3			IDEAL / BEST COMPARISON						
POS	NO	NAME	TIME	NO	NAME	TIME	NO	NAME	TIME	POS	NO	NAME	IDEAL	BEST	DIFF
1	1	PYE	39.258	3	BERNSTORFF	47.336	0	HILL	27.973	1	1	PYE	1:54.716	1:54.834	0.118
2	0	HILL	39.391	27	CAMMISH	47.358	22	MALVERN	28.060	2	0	HILL	1:54.793	1:55.085	0.292
3	28	ELLINAS	39.432	1	PYE	47.375	1	PYE	28.083	3	28	ELLINAS	1:55.032	1:55.388	0.356
4	27	CAMMISH	39.621	28	ELLINAS	47.376	3	BERNSTORFF	28.117	4	3	BERNSTORFF	1:55.206	1:55.564	0.358
5	3	BERNSTORFF	39.753	0	HILL	47.429	77	BURI	28.123	5	27	CAMMISH	1:55.279	1:55.327	0.048
6	2	SLAGHEKKE	39.759	60	COOK	47.618	7	ANTTILA	28.217	6	22	MALVERN	1:55.603	1:55.674	0.071
7	22	MALVERN	39.830	22	MALVERN	47.713	28	ELLINAS	28.224	7	2	SLAGHEKKE	1:55.751	1:56.161	0.410
8	77	BURI	39.971	2	SLAGHEKKE	47.735	2	SLAGHEKKE	28.257	8	77	BURI	1:55.932	1:56.255	0.323
9	7	ANTTILA	40.025	26	TUCKER	47.768	19	DE ZILLE	28.260	9	60	COOK	1:56.170	1:56.666	0.496
10	26	TUCKER	40.111	19	DE ZILLE	47.833	27	CAMMISH	28.300	10	26	TUCKER	1:56.207	1:56.362	0.155
11	60	COOK	40.155	77	BURI	47.838	56	VAN DER WALT	28.321	11	7	ANTTILA	1:56.252	1:56.442	0.190
12	19	DE ZILLE	40.166	7	ANTTILA	48.010	26	TUCKER	28.328	12	19	DE ZILLE	1:56.259	1:56.404	0.145
13	55	SCHOTHORST	40.346	56	VAN DER WALT	48.183	57	HOLMES	28.384	13	56	VAN DER WALT	1:56.960	1:56.960	0.000
14	56	VAN DER WALT	40.456	21	O'NEILL	48.207	60	COOK	28.397	14	55	SCHOTHORST	1:57.181	1:57.204	0.023
15	42	MINGAY	40.555	55	SCHOTHORST	48.249	21	O'NEILL	28.398	15	21	O'NEILL	1:57.212	1:57.345	0.133
16	17	WILLIAMS	40.570	17	WILLIAMS	48.353	24	JAFFER	28.502	16	42	MINGAY	1:57.471	1:57.604	0.133
17	21	O'NEILL	40.607	42	MINGAY	48.389	42	MINGAY	28.527	17	17	WILLIAMS	1:57.546	1:57.827	0.281
18	24	JAFFER	41.021	57	HOLMES	48.696	55	SCHOTHORST	28.586	18	57	HOLMES	1:58.123	1:58.128	0.005
19	57	HOLMES	41.043	24	JAFFER	49.479	17	WILLIAMS	28.623	19	24	JAFFER	1:59.002	1:59.284	0.282
20	13	LAYAC		13	LAYAC		13	LAYAC		20	13	LAYAC		1:57.374	0.000
											Perfect Lap		1:54.567		

Weather / Track : Cloudy / Dry

Silverstone GP
 Circuit Length = 3.1945 miles
 Start: 13:55 End: 14:17

MSA Formula Ford Championship of Great Britain
QUALIFYING - RACE 3 - ROUND 13 - SPEED TRAPS

SECTOR 1				SECTOR 2			FINISH LINE			
POS	NO	NAME	MPH	NO	NAME	MPH	NO	NAME	MPH	
1	7	Jesse ANTTILA	144.0	60	Jake COOK	112.8	0	Josh HILL	128.1	
2	28	Tio ELLINAS	144.0	27	Daniel CAMMISH	112.4	26	James TUCKER	127.6	
3	26	James TUCKER	143.7	28	Tio ELLINAS	111.8	7	Jesse ANTTILA	127.3	
4	77	Antti BURI	143.7	3	Emil BERNSTORFF	111.5	28	Tio ELLINAS	127.3	
5	27	Daniel CAMMISH	143.4	17	Luke WILLIAMS	110.7	2	Jeroen SLAGHEKKE	127.1	
6	22	Scott MALVERN	142.8	1	Scott PYE	110.4	1	Scott PYE	126.9	
7	0	Josh HILL	142.2	55	Pieter SCHOTHORST	110.4	77	Antti BURI	126.9	
8	1	Scott PYE	142.2	2	Jeroen SLAGHEKKE	109.8	17	Luke WILLIAMS	126.4	
9	2	Jeroen SLAGHEKKE	142.2	22	Scott MALVERN	109.5	27	Daniel CAMMISH	126.4	
10	21	Cormac O'NEILL	141.6	56	Ernie VAN DER WALT	108.8	21	Cormac O'NEILL	125.9	
11	42	Tristan MINGAY	141.3	21	Cormac O'NEILL	108.4	22	Scott MALVERN	125.4	
12	19	Dan DE ZILLE	141.0	42	Tristan MINGAY	108.4	42	Tristan MINGAY	125.0	
13	56	Ernie VAN DER WALT	141.0	26	James TUCKER	108.2	56	Ernie VAN DER WALT	124.5	
14	3	Emil BERNSTORFF	140.7	0	Josh HILL	107.9	3	Emil BERNSTORFF	124.0	
15	17	Luke WILLIAMS	140.7	77	Antti BURI	107.7	55	Pieter SCHOTHORST	123.8	
16	60	Jake COOK	140.4	19	Dan DE ZILLE	107.5	60	Jake COOK	123.6	
17	55	Pieter SCHOTHORST	139.5	57	Chris HOLMES	103.2	19	Dan DE ZILLE	123.1	
18	24	Zaamin JAFFER	138.1	7	Jesse ANTTILA	102.9	24	Zaamin JAFFER	122.9	
19	57	Chris HOLMES	136.1	24	Zaamin JAFFER	102.0	57	Chris HOLMES	121.4	


20

Weather / Track : Cloudy / Dry

Silverstone GP
 Circuit Length = 3.1945 miles
 Start: 13:55 End: 14:17

MSA Formula Ford Championship of Great Britain

RACE 3 - ROUND 13 - GRID


ROW 10	1:59.284 24 Zaamin JAFFER	1:58.128 57 Chris HOLMES
ROW 9	1:57.827 17 Luke WILLIAMS	1:57.604 42 Tristan MINGAY
ROW 8	1:57.374 13 Philippe LAYAC	1:57.345 21 Cormac O'NEILL
ROW 7	1:57.204 55 Pieter SCHOTHORST	1:56.960 56 Ernie VAN DER WALT
ROW 6	1:56.666 60 Jake COOK	1:56.442 7 Jesse ANTTILA
ROW 5	1:56.404 19 Dan DE ZILLE	1:56.362 26 James TUCKER
ROW 4	1:56.255 77 Antti BURI	1:56.161 2 Jeroen SLAGHEKKE
ROW 3	1:55.674 22 Scott MALVERN	1:55.564 3 Emil BERNSTORFF
ROW 2	1:55.388 28 Tio ELLINAS	1:55.327 27 Daniel CAMMISH
ROW 1	1:55.085 0 Josh HILL	1:54.834 1 Scott PYE
Pole		
		

Silverstone GP
Circuit Length = 3.1945 miles

These results are provisional until the conclusion of any judicial and technical matters.

Clerk of Course :		Timekeeper :
-------------------	--	--------------

MSA Formula Ford Championship of Great Britain
RACE 6 - ROUND 14 - GRID

ROW 10	2:01.339 24 Zaamin JAFFER	1:58.443 57 Chris HOLMES
ROW 9	1:58.383 42 Tristan MINGAY	1:58.063 17 Luke WILLIAMS
ROW 8	1:57.969 21 Cormac O'NEILL	1:57.685 55 Pieter SCHOTHORST
ROW 7	1:57.626 13 Philippe LAYAC	1:57.290 56 Ernie VAN DER WALT
ROW 6	1:56.837 7 Jesse ANTTILA	1:56.689 60 Jake COOK
ROW 5	1:56.550 19 Dan DE ZILLE	1:56.442 26 James TUCKER
ROW 4	1:56.302 77 Antti BURI	1:56.292 2 Jeroen SLAGHEKKE
ROW 3	1:55.706 3 Emil BERNSTORFF	1:55.706 22 Scott MALVERN
ROW 2	1:55.574 27 Daniel CAMMISH	1:55.441 28 Tio ELLINAS
ROW 1	1:55.138 0 Josh HILL	1:55.116 1 Scott PYE
Pole		
		

Silverstone GP
 Circuit Length = 3.1945 miles

These results are provisional until the conclusion of any judicial and technical matters.


Clerk of Course :		Timekeeper :
-------------------	--	--------------

MSA Formula Ford Championship of Great Britain

RACE 13 - ROUND 15 - GRID

ROW 10	2:06.252 24 Zaamin JAFFER	1:58.775 57 Chris HOLMES
ROW 9	1:58.391 42 Tristan MINGAY	1:58.352 17 Luke WILLIAMS
ROW 8	1:58.248 13 Philippe LAYAC	1:58.226 21 Cormac O'NEILL
ROW 7	1:58.187 55 Pieter SCHOTHORST	1:57.674 56 Ernie VAN DER WALT
ROW 6	1:57.087 7 Jesse ANTTILA	1:56.989 19 Dan DE ZILLE
ROW 5	1:56.701 60 Jake COOK	1:56.690 2 Jeroen SLAGHEKKE
ROW 4	1:56.538 26 James TUCKER	1:56.458 77 Antti BURI
ROW 3	1:56.125 3 Emil BERNSTORFF	1:55.942 22 Scott MALVERN
ROW 2	1:55.882 27 Daniel CAMMISH	1:55.732 28 Tio ELLINAS
ROW 1	1:55.247 1 Scott PYE	1:55.157 0 Josh HILL

Pole



Silverstone GP
Circuit Length = 3.1945 miles

These results are provisional until the conclusion of any judicial and technical matters.

Clerk of Course :		Timekeeper :
-------------------	--	--------------

MSA Formula Ford Championship of Great Britain RACE 3 - ROUND 13 - CLASSIFICATION

POS	NO	CL	DRIVER / TEAM	CAR	LAPS	TIME	GAP	DIFF	MPH	BEST	ON
1	1	C	Scott PYE (AUS) Jamun Racing	Mygale SJ10	10	19:46.013			96.96	1:56.462	9
2	22	C	Scott MALVERN (GBR) Cliff Dempsey Racing	Ray GR 10	10	19:48.511	2.498	2.498	96.76	1:56.817	5
3	0	C	Josh HILL (GBR) Jamun Racing	Mygale SJ10	10	19:55.735	9.722	7.224	96.17	1:56.374	9
4	27	C	Daniel CAMMISH (GBR) JTR	Mygale SJ09	10	19:56.214	10.201	0.479	96.13	1:56.985	9
5	60	C	Jake COOK (GBR) Getem Racing	Mygale SJ07	10	19:57.624	11.611	1.410	96.02	1:56.845	6
6	26	C	James TUCKER (GBR) JTR	Mygale SJ09	10	19:58.576	12.563	0.952	95.94	1:57.441	6
7	28	C	Tio ELLINAS (CYP) JTR	Mygale SJ09	10	19:58.785	12.772	0.209	95.93	1:57.287	4
8	3	C	Emil BERNSTORFF (DEN) Jamun Racing	Mygale SJ10	10	20:00.730	14.717	1.945	95.77	1:56.316	9
9	77	C	Antti BURI (FIN) Enigma Motorsport	Mygale SJ08	10	20:04.947	18.934	4.217	95.44	1:57.201	8
10	2	C	Jeroen SLAGHEKKE (NED) Jamun Racing	Mygale SJ10	10	20:05.915	19.902	0.968	95.36	1:57.157	8
11	7	C	Jesse ANTTILA (FIN) Fluid Motorsport	Van Diemen LA08	10	20:15.220	29.207	9.305	94.63	1:57.534	10
12	19	C	Dan DE ZILLE (JEY) Minister International	Mygale SJ10	10	20:16.322	30.309	1.102	94.54	1:57.626	10
13	17	S	Luke WILLIAMS (GBR) Luke Williams Racing	Juno JA09	10	20:33.111	47.098	16.789	93.26	1:58.807	10
14	57	G	Chris HOLMES (GBR) Century Motorsport	Juno JA2010	10	20:55.932	1:09.919	22.821	91.56	1:58.574	9
15	21	C	Cormac O'NEILL (IRL) Cliff Dempsey Racing	Ray GR 08	10	21:06.119	1:20.106	10.187	90.82	2:03.982	10
16	42	S	Tristan MINGAY (GBR) Raysport	Ray GR 09	10	21:06.841	1:20.828	0.722	90.77	2:02.892	10
17	13	C	Philippe LAYAC (FRA) Antel Motorsport	Ray GR 09	10	21:32.577	1:46.564	25.736	88.97	1:59.247	8
NOT CLASSIFIED											
DNF	55	G	Pieter SCHOTHORST (NED) Geva Racing	Mygale SJ10	3	6:34.795	7 laps	7 laps	87.38	2:03.202	2
DNF	56	G	Ernie VAN DER WALT (RSA) Fluid Motorsport	Van Diemen LA08	0						
FASTEST LAP											
3	C	Emil BERNSTORFF (DEN) Jamun Racing	Mygale SJ10	9	1:56.316	98.86 mph	159.11 kph				
57	G	Chris HOLMES (GBR) Century Motorsport	Juno JA2010	9	1:58.574	96.98 mph	156.08 kph				
17	S	Luke WILLIAMS (GBR) Luke Williams Racing	Juno JA09	10	1:58.807	96.79 mph	155.77 kph				

Weather / Track : Bright / Drying
These results are provisional until the conclusion of any judicial and technical matters.

Silverstone GP
Circuit Length = 3.1945 miles
Start: 16:54 End: 17:16

Clerk of Course :	Timekeeper :
-------------------	--------------

MSA Formula Ford Championship of Great Britain
RACE 3 - ROUND 13 - LAP CHART

Lap 1			Lap 2			Lap 3			Lap 4			Lap 5		
No	Behind	Laptime	No	Behind	Laptime	No	Behind	Laptime	No	Behind	Laptime	No	Behind	Laptime
1		2:07.116	1		1:59.797	1		1:58.534	1		1:57.652	1		1:57.426
22	1.354	2:08.470	22	1.545	1:59.988	22	1.238	1:58.227	22	1.039	1:57.453	22	0.430	1:56.817
0	3.844	2:10.960	0	5.095	2:01.048	0	5.735	1:59.174	0	5.803	1:57.720	26	6.932	1:58.174
26	4.510	2:11.626	26	5.371	2:00.658	26	5.961	1:59.124	26	6.184	1:57.875	0	7.391	1:59.014
28	5.269	2:12.385	28	7.503	2:02.031	28	7.946	1:58.977	27	7.442	1:57.100	27	7.454	1:57.438
60	5.380	2:12.496	60	7.632	2:02.049	27	7.994	1:58.740	28	7.581	1:57.287	28	7.579	1:57.424
42	6.983	2:14.099	27	7.788	2:00.238	60	8.670	1:59.572	60	8.751	1:57.733	60	8.993	1:57.668
27	7.347	2:14.463	77	10.531	2:02.203	77	11.756	1:59.759	77	12.748	1:58.644	77	14.103	1:58.781
21	8.071	2:15.187	42	11.976	2:04.790	2	14.305	2:00.607	2	14.741	1:58.088	2	14.647	1:57.332
77	8.125	2:15.241	2	12.232	2:03.675	3	15.492	2:00.512	3	15.554	1:57.714	3	15.102	1:56.974
2	8.354	2:15.470	21	13.471	2:05.197	7	16.991	2:01.710	7	19.407	2:00.068	7	21.182	1:59.201
7	9.059	2:16.175	3	13.514	2:03.937	19	18.119	2:02.124	19	20.041	1:59.574	19	21.381	1:58.766
3	9.374	2:16.490	7	13.815	2:04.553	42	20.185	2:06.743	13	26.631	2:02.898	17	33.857	2:02.030
57	10.036	2:17.152	19	14.529	2:02.991	21	21.029	2:06.092	17	29.253	2:03.307	21	38.843	2:05.914
13	10.618	2:17.734	57	14.994	2:04.755	13	21.385	2:04.553	21	30.355	2:06.978	42	42.740	2:07.236
19	11.335	2:18.451	13	15.366	2:04.545	57	21.450	2:04.990	42	32.930	2:10.397	13	43.955	2:14.750 P
17	11.771	2:18.887	55	16.862	2:03.202	17	23.598	2:04.678	57	42.988	2:19.190	57	48.650	2:03.088
55	13.457	2:20.573	17	17.454	2:05.480	55	29.348	2:11.020 P						

Weather / Track : Bright / Drying

Silverstone GP
 Circuit Length = 3.1945 miles
 Start: 16:54 End: 17:16

MSA Formula Ford Championship of Great Britain

RACE 3 - ROUND 13 - LAP CHART

Lap 6			Lap 7			Lap 8			Lap 9			Lap 10		
No	Behind	Laptime	No	Behind	Laptime	No	Behind	Laptime	No	Behind	Laptime	No	Behind	Laptime
1		1:57.386	1		1:57.205	1		1:57.672	1		1:56.462	1		1:56.763
22	0.333	1:57.289	22	0.164	1:57.036	22	1.495	1:59.003	22	2.322	1:57.289	22	2.498	1:56.939
26	6.987	1:57.441	26	7.788	1:58.006	27	9.025	1:58.114	27	9.548	1:56.985	0	9.722	1:56.811
0	7.469	1:57.464	27	8.583	1:57.859	26	9.685	1:59.569	0	9.674	1:56.374	27	10.201	1:57.416
27	7.929	1:57.861	0	8.707	1:58.443	0	9.762	1:58.727	26	10.835	1:57.612	60	11.611	1:57.247
28	8.013	1:57.820	28	9.016	1:58.208	28	10.276	1:58.932	60	11.127	1:56.956	26	12.563	1:58.491
60	8.452	1:56.845	60	9.301	1:58.054	60	10.633	1:59.004	28	11.668	1:57.854	28	12.772	1:57.867
77	14.994	1:58.277	3	15.334	1:57.181	3	14.678	1:57.016	3	14.532	1:56.316	3	14.717	1:56.948
3	15.358	1:57.642	77	17.347	1:59.558	77	16.876	1:57.201	77	18.249	1:57.835	77	18.934	1:57.448
2	15.584	1:58.323	2	17.916	1:59.537	2	17.401	1:57.157	2	18.449	1:57.510	2	19.902	1:58.216
19	23.114	1:59.119	19	25.396	1:59.487	7	26.940	1:58.978	7	28.436	1:57.958	7	29.207	1:57.534
7	23.152	1:59.356	7	25.634	1:59.687	19	27.945	2:00.221	19	29.446	1:57.963	19	30.309	1:57.626
17	37.174	2:00.703	17	40.260	2:00.291	17	42.205	1:59.617	17	45.054	1:59.311	17	47.098	1:58.807
21	48.092	2:06.635	57	56.362	2:00.259	57	57.307	1:58.617	57	59.419	1:58.574	57	1:09.919	2:07.263
42	51.932	2:06.578	21	56.644	2:05.757	21	1:04.225	2:05.253	21	1:12.887	2:05.124	21	1:20.106	2:03.982
57	53.308	2:02.044	42	1:00.189	2:05.462	42	1:07.752	2:05.235	42	1:14.699	2:03.409	42	1:20.828	2:02.892
13	1:36.233	2:49.664	13	1:38.720	1:59.692	13	1:40.295	1:59.247	13	1:43.858	2:00.025	13	1:46.564	1:59.469

Weather / Track : Bright / Drying

Silverstone GP
Circuit Length = 3.1945 miles
Start: 16:54 End: 17:16

MSA Formula Ford Championship of Great Britain
RACE 3 - ROUND 13 - SECTOR ANALYSIS

0	Josh HILL		C Jamun Racing							
1 -	144.0	52.406 94.1	29.532 123.4	2:10.960	6 -	40.565 143.7	48.308 105.0	28.591 125.2	1:57.464	
2 -	42.068 140.7	49.491 98.8	29.489 122.7	2:01.048	7 -	40.554 143.1	49.270 107.9	28.619 124.7	1:58.443	
3 -	41.705 140.4	48.722 100.9	28.747 122.5	1:59.174	8 -	40.391 144.6	49.580 106.0	28.756 123.4	1:58.727	
4 -	40.964 141.0	48.306 104.2	28.450 123.4	1:57.720	9 -	40.192 144.9	47.880 108.4	28.302 123.8	1:56.374	
5 -	40.860 141.3	49.258 105.7	28.896 122.9	1:59.014	10 -	40.138 144.6	48.230 107.9	28.443 123.1	1:56.811	
1	Scott PYE		C Jamun Racing							
1 -	141.0	50.185 103.9	29.094 122.5	2:07.116	6 -	40.887 140.4	48.011 105.0	28.488 122.7	1:57.386	
2 -	42.385 139.5	48.687 104.5	28.725 122.2	1:59.797	7 -	40.452 141.6	48.058 106.9	28.695 122.7	1:57.205	
3 -	41.561 139.8	48.402 106.5	28.571 122.9	1:58.534	8 -	41.111 140.4	48.146 104.4	28.415 123.4	1:57.672	
4 -	41.093 141.0	48.099 107.0	28.460 123.1	1:57.652	9 -	40.239 141.3	47.792 103.9	28.431 123.1	1:56.462	
5 -	40.669 141.3	47.781 106.0	28.976 122.5	1:57.426	10 -	40.285 140.7	47.961 105.4	28.517 122.0	1:56.763	
2	Jeroen SLAGHEKKE		C Jamun Racing							
1 -	140.4	52.456 90.1	30.007 126.9	2:15.470	6 -	40.836 140.7	48.882 105.8	28.605 126.9	1:58.323	
2 -	43.338 142.5	51.264 99.9	29.073 126.4	2:03.675	7 -	40.637 141.6	50.237 109.7	28.663 125.7	1:59.537	
3 -	42.306 141.0	49.555 102.6	28.746 124.0	2:00.607	8 -	40.390 141.9	48.307 107.9	28.460 126.9	1:57.157	
4 -	40.845 140.7	48.609 105.2	28.634 124.5	1:58.088	9 -	40.234 141.3	48.977 106.9	28.299 127.3	1:57.510	
5 -	40.566 141.9	48.326 106.2	28.440 125.7	1:57.332	10 -	40.317 141.6	48.819 107.4	29.080 122.5	1:58.216	
3	Emil BERNSTORFF		C Jamun Racing							
1 -	136.7	56.117 82.5	31.076 125.0	2:16.490	6 -	40.413 144.9	48.514 100.3	28.715 123.6	1:57.642	
2 -	43.125 142.8	51.281 98.7	29.531 122.5	2:03.937	7 -	40.516 141.6	48.143 103.9	28.522 122.5	1:57.181	
3 -	42.655 139.5	49.002 98.4	28.855 123.4	2:00.512	8 -	40.448 138.7	47.906 105.7	28.662 122.9	1:57.016	
4 -	41.061 141.0	48.218 103.2	28.435 124.5	1:57.714	9 -	40.090 140.1	47.858 105.2	28.368 123.6	1:56.316	
5 -	40.737 140.7	47.864 100.9	28.373 125.4	1:56.974	10 -	40.192 140.1	48.241 106.9	28.515 123.6	1:56.948	
7	Jesse ANTTILA		C Fluid Motorsport							
1 -	142.2	55.595 29.6	31.640 125.4	2:16.175	6 -	41.025 139.5	49.694 97.3	28.637 125.2	1:59.356	
2 -	43.369 141.9	51.616 95.7	29.568 126.9	2:04.553	7 -	41.247 140.1	49.588 99.7	28.852 124.3	1:59.687	
3 -	42.989 141.0	49.622 98.1	29.099 124.7	2:01.710	8 -	40.853 141.0	49.048 95.9	29.077 123.1	1:58.978	
4 -	42.283 140.7	48.949 99.1	28.836 122.9	2:00.068	9 -	40.598 141.0	48.532 97.3	28.828 122.9	1:57.958	
5 -	41.455 140.1	48.952 101.5	28.794 122.7	1:59.201	10 -	40.502 139.8	48.230 99.6	28.802 123.1	1:57.534	
13	Philippe LAYAC		C Antel Motorsport							
1 -	136.7	54.387 88.2	30.576 123.6	2:17.734	6 -	Out 136.1	50.518 98.7	29.286 119.8	2:49.664	
2 -	43.637 138.7	51.397 96.4	29.511 125.4	2:04.545	7 -	41.761 137.2	49.087 104.9	28.844 120.7	1:59.692	
3 -	42.861 140.7	51.703 99.9	29.989 122.0	2:04.553	8 -	41.646 137.2	48.809 103.4	28.792 121.1	1:59.247	
4 -	43.440 136.7	50.099 101.5	29.359 120.3	2:02.898	9 -	41.588 136.4	49.323 105.5	29.114 121.1	2:00.025	
5 -	42.607 136.4	54.496 82.4	In	2:14.750 P	10 -	41.235 137.8	48.940 104.7	29.294 120.3	1:59.469	
17	Luke WILLIAMS		S Luke Williams Racing							
1 -	140.1	53.777 85.7	31.361 123.1	2:18.887	6 -	41.716 138.7	49.526 99.0	29.461 121.1	2:00.703	
2 -	43.442 139.5	51.990 98.0	30.048 123.6	2:05.480	7 -	41.495 139.2	49.654 100.5	29.142 122.0	2:00.291	
3 -	42.791 140.7	52.255 97.1	29.632 122.7	2:04.678	8 -	41.072 138.9	49.341 101.8	29.204 121.6	1:59.617	
4 -	42.325 142.2	51.444 97.1	29.538 122.2	2:03.307	9 -	41.141 138.7	49.070 102.9	29.100 121.8	1:59.311	
5 -	41.986 138.4	50.789 98.1	29.255 121.1	2:02.030	10 -	40.840 138.7	48.930 104.7	29.037 121.6	1:58.807	
19	Dan DE ZILLE		C Minister International							
1 -	143.7	56.665 83.7	31.510 122.0	2:18.451	6 -	40.992 142.2	49.293 103.7	28.834 120.5	1:59.119	
2 -	42.913 141.3	50.605 100.2	29.473 123.6	2:02.991	7 -	41.373 142.2	49.321 101.1	28.793 120.7	1:59.487	
3 -	43.278 140.7	50.000 102.5	28.846 123.1	2:02.124	8 -	41.207 143.7	50.297 102.5	28.717 121.4	2:00.221	
4 -	41.633 141.6	48.961 102.9	28.980 122.5	1:59.574	9 -	40.724 140.4	48.511 105.5	28.728 122.2	1:57.963	
5 -	41.538 140.7	48.640 103.6	28.588 124.0	1:58.766	10 -	40.645 139.8	48.235 104.5	28.746 122.7	1:57.626	
21	Cormac O'NEILL		C Cliff Dempsey Racing							
1 -	141.3	54.693 86.1	30.447 123.1	2:15.187	6 -	44.276 136.7	51.908 94.5	30.451 117.7	2:06.635	
2 -	43.399 140.1	52.038 101.5	29.760 121.6	2:05.197	7 -	43.636 136.7	52.143 96.4	29.978 117.1	2:05.757	
3 -	44.116 139.5	51.923 100.2	30.053 120.7	2:06.092	8 -	42.851 138.1	52.919 101.1	29.483 118.6	2:05.253	
4 -	44.140 137.0	52.599 99.6	30.239 120.3	2:06.978	9 -	43.057 137.0	52.116 98.5	29.951 118.1	2:05.124	

Weather / Track : Bright / Drying

Silverstone GP
 Circuit Length = 3.1945 miles
 Start: 16:54 End: 17:16

MSA Formula Ford Championship of Great Britain
RACE 3 - ROUND 13 - SECTOR ANALYSIS

5 -	43.566 137.0	52.109 100.6	30.239 117.7	2:05.914	10 -	42.650 137.2	51.461 94.0	29.871 118.6	2:03.982
22	Scott MALVERN				C Cliff Dempsey Racing				
1 -	139.8	50.984 100.0	29.163 124.0	2:08.470	6 -	40.482 142.2	48.245 105.7	28.562 125.0	1:57.289
2 -	42.384 140.7	48.735 101.7	28.869 124.3	1:59.988	7 -	40.254 143.1	48.081 103.1	28.701 125.9	1:57.036
3 -	41.009 142.2	48.549 103.2	28.669 123.8	1:58.227	8 -	41.070 141.3	49.259 105.5	28.674 124.0	1:59.003
4 -	40.772 142.2	48.176 106.0	28.505 124.0	1:57.453	9 -	40.341 140.7	48.201 108.4	28.747 123.6	1:57.289
5 -	40.436 142.5	47.813 106.4	28.568 125.0	1:56.817	10 -	40.183 141.3	48.158 109.1	28.598 123.8	1:56.939
26	James TUCKER				C JTR				
1 -	143.7	53.069 83.2	29.377 127.3	2:11.626	6 -	40.458 142.8	48.431 105.4	28.552 124.7	1:57.441
2 -	41.699 144.9	49.329 95.5	29.630 127.6	2:00.658	7 -	40.723 142.5	48.591 106.2	28.692 125.0	1:58.006
3 -	41.477 143.1	48.900 99.7	28.747 127.3	1:59.124	8 -	40.361 143.1	50.344 106.5	28.864 125.9	1:59.569
4 -	40.734 144.9	48.598 100.6	28.543 127.6	1:57.875	9 -	40.185 142.8	48.835 106.9	28.592 125.7	1:57.612
5 -	40.424 143.7	49.077 105.7	28.673 125.0	1:58.174	10 -	40.541 144.0	48.996 104.0	28.954 126.6	1:58.491
27	Daniel CAMMISH				C JTR				
1 -	139.8	56.706 87.3	30.039 126.9	2:14.463	6 -	40.844 146.8	48.046 105.8	28.971 125.0	1:57.861
2 -	42.099 144.0	48.670 104.5	29.469 128.1	2:00.238	7 -	40.183 141.9	49.011 107.9	28.665 124.0	1:57.859
3 -	41.685 141.3	48.336 105.4	28.719 123.4	1:58.740	8 -	40.417 142.2	48.885 110.6	28.812 124.3	1:58.114
4 -	40.622 145.9	47.881 106.7	28.597 126.1	1:57.100	9 -	40.362 141.6	48.021 112.2	28.602 124.5	1:56.985
5 -	40.563 142.8	48.222 107.5	28.653 123.1	1:57.438	10 -	40.212 142.8	48.514 105.8	28.690 125.7	1:57.416
28	Tio ELLINAS				C JTR				
1 -	143.4	54.232 80.7	29.829 126.1	2:12.385	6 -	40.639 146.2	48.540 106.4	28.641 126.1	1:57.820
2 -	42.636 143.1	49.798 101.2	29.597 125.0	2:02.031	7 -	40.389 145.6	49.166 106.2	28.653 127.6	1:58.208
3 -	41.601 142.8	48.420 102.0	28.956 124.7	1:58.977	8 -	40.934 144.6	49.347 104.2	28.651 126.9	1:58.932
4 -	40.531 143.7	48.380 106.5	28.376 128.6	1:57.287	9 -	39.972 144.3	49.350 107.0	28.532 127.3	1:57.854
5 -	40.568 144.9	48.500 104.9	28.356 127.8	1:57.424	10 -	39.967 145.9	49.324 107.5	28.576 128.8	1:57.867
42	Tristan MINGAY				S Raysport				
1 -	141.9	53.671 83.8	30.008 121.1	2:14.099	6 -	44.254 135.3	51.839 95.9	30.485 118.4	2:06.578
2 -	42.536 138.7	51.818 94.7	30.436 119.8	2:04.790	7 -	43.152 136.7	51.520 97.8	30.790 116.1	2:05.462
3 -	44.907 136.4	51.510 99.4	30.326 119.0	2:06.743	8 -	43.048 136.1	51.900 99.1	30.287 117.1	2:05.235
4 -	47.015 138.7	51.802 96.8	31.580 116.5	2:10.397	9 -	42.445 136.1	51.108 97.3	29.856 118.8	2:03.409
5 -	44.282 135.6	52.456 97.0	30.498 116.9	2:07.236	10 -	42.373 137.0	50.899 99.7	29.620 120.3	2:02.892
55	Pieter SCHOTHORST				G Geva Racing				
1 -	136.1	52.280 100.0	30.162 117.9	2:20.573	3 -	43.081 137.0	52.772 92.9	In	2:11.020 P
2 -	41.993 140.7	51.243 102.8	29.966 118.4	2:03.202					
56	Ernie VAN DER WALT				G Fluid Motorsport				
57	Chris HOLMES				G Century Motorsport				
1 -	139.8	53.965 93.5	30.257 123.8	2:17.152	6 -	42.347 138.4	50.393 93.5	29.304 122.2	2:02.044
2 -	43.195 140.7	51.477 94.9	30.083 125.2	2:04.755	7 -	41.644 138.4	49.486 94.8	29.129 122.2	2:00.259
3 -	42.813 141.0	52.004 94.5	30.173 116.5	2:04.990	8 -	41.089 138.9	48.784 100.3	28.744 121.1	1:58.617
4 -	43.745 140.1	52.793 94.7	42.652 118.6	2:19.190	9 -	41.201 138.4	48.667 99.3	28.706 121.8	1:58.574
5 -	42.955 138.4	50.514 92.7	29.619 120.1	2:03.088	10 -	41.125 136.7	57.106 99.6	29.032 121.6	2:07.263
60	Jake COOK				C Getem Racing				
1 -	144.0	53.357 72.4	29.562 126.9	2:12.496	6 -	40.670 142.8	47.641 108.1	28.534 126.4	1:56.845
2 -	42.564 144.6	49.963 102.9	29.522 125.2	2:02.049	7 -	40.465 144.9	48.874 102.1	28.715 127.6	1:58.054
3 -	41.757 144.6	49.015 103.2	28.800 125.0	1:59.572	8 -	40.606 141.9	49.487 101.5	28.911 126.6	1:59.004
4 -	40.860 143.7	48.410 106.5	28.463 125.0	1:57.733	9 -	40.113 144.6	48.321 106.9	28.522 126.9	1:56.956
5 -	41.118 141.6	48.223 108.1	28.327 124.5	1:57.668	10 -	40.372 145.9	48.327 106.2	28.548 124.5	1:57.247
77	Antti BURI				C Enigma Motorsport				
1 -	141.0	55.541 87.8	29.998 123.8	2:15.241	6 -	41.207 142.2	48.538 105.2	28.532 124.3	1:58.277
2 -	42.502 143.7	50.640 96.3	29.061 126.1	2:02.203	7 -	40.817 141.6	50.323 108.1	28.418 125.7	1:59.558
3 -	41.782 142.5	49.386 100.2	28.591 125.4	1:59.759	8 -	40.553 142.5	48.281 106.4	28.367 125.4	1:57.201

Weather / Track : Bright / Drying

Silverstone GP
 Circuit Length = 3.1945 miles
 Start: 16:54 End: 17:16

MSA Formula Ford Championship of Great Britain
RACE 3 - ROUND 13 - SECTOR ANALYSIS

4 -	41.551 142.8	48.722 103.2	28.371 124.7	1:58.644	9 -	40.481 142.5	48.803 105.4	28.551 125.0	1:57.835
5 -	41.427 141.9	48.724 101.7	28.630 124.3	1:58.781	10 -	40.431 142.2	48.636 106.5	28.381 124.0	1:57.448

Weather / Track : Bright / Drying

Silverstone GP
Circuit Length = 3.1945 miles
Start: 16:54 End: 17:16

MSA Formula Ford Championship of Great Britain
RACE 3 - ROUND 13 - BEST SECTOR TIMES

SECTOR 1			SECTOR 2			SECTOR 3			IDEAL / BEST COMPARISON						
POS	NO	NAME	TIME	NO	NAME	TIME	NO	NAME	TIME	POS	NO	NAME	IDEAL	BEST	DIFF
1	28	ELLINAS	39.967	60	COOK	47.641	2	SLAGHEKKE	28.299	1	60	COOK	1:56.081	1:56.845	0.764
2	3	BERNSTORFF	40.090	1	PYE	47.781	0	HILL	28.302	2	3	BERNSTORFF	1:56.316	1:56.316	0.000
3	60	COOK	40.113	22	MALVERN	47.813	60	COOK	28.327	3	0	HILL	1:56.320	1:56.374	0.054
4	0	HILL	40.138	3	BERNSTORFF	47.858	28	ELLINAS	28.356	4	1	PYE	1:56.435	1:56.462	0.027
5	22	MALVERN	40.183	0	HILL	47.880	77	BURI	28.367	5	22	MALVERN	1:56.501	1:56.817	0.316
6	27	CAMMISH	40.183	27	CAMMISH	47.881	3	BERNSTORFF	28.368	6	27	CAMMISH	1:56.661	1:56.985	0.324
7	26	TUCKER	40.185	7	ANTTILA	48.230	1	PYE	28.415	7	28	ELLINAS	1:56.703	1:57.287	0.584
8	2	SLAGHEKKE	40.234	19	DE ZILLE	48.235	22	MALVERN	28.505	8	2	SLAGHEKKE	1:56.840	1:57.157	0.317
9	1	PYE	40.239	77	BURI	48.281	26	TUCKER	28.543	9	77	BURI	1:57.079	1:57.201	0.122
10	77	BURI	40.431	2	SLAGHEKKE	48.307	19	DE ZILLE	28.588	10	26	TUCKER	1:57.159	1:57.441	0.282
11	7	ANTTILA	40.502	28	ELLINAS	48.380	27	CAMMISH	28.597	11	7	ANTTILA	1:57.369	1:57.534	0.165
12	19	DE ZILLE	40.645	26	TUCKER	48.431	7	ANTTILA	28.637	12	19	DE ZILLE	1:57.468	1:57.626	0.158
13	17	WILLIAMS	40.840	57	HOLMES	48.667	57	HOLMES	28.706	13	57	HOLMES	1:58.462	1:58.574	0.112
14	57	HOLMES	41.089	13	LAYAC	48.809	13	LAYAC	28.792	14	17	WILLIAMS	1:58.807	1:58.807	0.000
15	13	LAYAC	41.235	17	WILLIAMS	48.930	17	WILLIAMS	29.037	15	13	LAYAC	1:58.836	1:59.247	0.411
16	55	SCHOTHORST	41.993	42	MINGAY	50.899	21	O'NEILL	29.483	16	42	MINGAY	2:02.892	2:02.892	0.000
17	42	MINGAY	42.373	55	SCHOTHORST	51.243	42	MINGAY	29.620	17	55	SCHOTHORST	2:03.202	2:03.202	0.000
18	21	O'NEILL	42.650	21	O'NEILL	51.461	55	SCHOTHORST	29.966	18	21	O'NEILL	2:03.594	2:03.982	0.388
												Perfect Lap		1:55.907	

Weather / Track : Bright / Drying

Silverstone GP
 Circuit Length = 3.1945 miles
 Start: 16:54 End: 17:16

MSA Formula Ford Championship of Great Britain
RACE 3 - ROUND 13 - SPEED TRAPS

SECTOR 1				SECTOR 2			FINISH LINE			
POS	NO	NAME	MPH	NO	NAME	MPH	NO	NAME	MPH	
1	27	Daniel CAMMISH	146.8	27	Daniel CAMMISH	112.2	28	Tio ELLINAS	128.8	
2	28	Tio ELLINAS	146.2	2	Jeroen SLAGHEKKE	109.7	27	Daniel CAMMISH	128.1	
3	60	Jake COOK	145.9	22	Scott MALVERN	109.1	26	James TUCKER	127.6	
4	0	Josh HILL	144.9	0	Josh HILL	108.4	60	Jake COOK	127.6	
5	3	Emil BERNSTORFF	144.9	60	Jake COOK	108.1	2	Jeroen SLAGHEKKE	127.3	
6	26	James TUCKER	144.9	77	Antti BURI	108.1	7	Jesse ANTTILA	126.9	
7	19	Dan DE ZILLE	143.7	28	Tio ELLINAS	107.5	77	Antti BURI	126.1	
8	77	Antti BURI	143.7	1	Scott PYE	107.0	22	Scott MALVERN	125.9	
9	22	Scott MALVERN	143.1	3	Emil BERNSTORFF	106.9	3	Emil BERNSTORFF	125.4	
10	2	Jeroen SLAGHEKKE	142.5	26	James TUCKER	106.9	13	Philippe LAYAC	125.4	
11	7	Jesse ANTTILA	142.2	13	Philippe LAYAC	105.5	0	Josh HILL	125.2	
12	17	Luke WILLIAMS	142.2	19	Dan DE ZILLE	105.5	57	Chris HOLMES	125.2	
13	42	Tristan MINGAY	141.9	17	Luke WILLIAMS	104.7	19	Dan DE ZILLE	124.0	
14	1	Scott PYE	141.6	55	Pieter SCHOTHORST	102.8	17	Luke WILLIAMS	123.6	
15	21	Cormac O'NEILL	141.3	7	Jesse ANTTILA	101.5	1	Scott PYE	123.4	
16	57	Chris HOLMES	141.0	21	Cormac O'NEILL	101.5	21	Cormac O'NEILL	123.1	
17	13	Philippe LAYAC	140.7	57	Chris HOLMES	100.3	42	Tristan MINGAY	121.1	
18	55	Pieter SCHOTHORST	140.7	42	Tristan MINGAY	99.7	55	Pieter SCHOTHORST	118.4	

Weather / Track : Bright / Drying

Silverstone GP
 Circuit Length = 3.1945 miles
 Start: 16:54 End: 17:16

MSA Formula Ford Championship of Great Britain

RACE 3 - ROUND 13 - POSITION CHART

No	Name	Pos	Laps											
			1	2	3	4	5	6	7	8	9	10		
1	Scott PYE	1	1	1	1	1	1	1	1	1	1	1	1	1
22	Scott MALVERN	2	22	22	22	22	22	22	22	22	22	22	22	22
0	Josh HILL	3	0	0	0	0	26	26	26	26	27	27	0	
26	James TUCKER	4	26	26	26	26	0	0	27	26	0	27		
28	Tio ELLINAS	5	28	28	28	27	27	27	0	0	26	60		
60	Jake COOK	6	60	60	27	28	28	28	28	28	60	26		
42	Tristan MINGAY	7	42	27	60	60	60	60	60	60	28	28		
27	Daniel CAMMISH	8	27	77	77	77	77	77	3	3	3	3		
21	Cormac O'NEILL	9	21	42	2	2	2	3	77	77	77	77		
77	Antti BURI	10	77	2	3	3	3	2	2	2	2	2		
2	Jeroen SLAGHEKK	11	2	21	7	7	7	19	19	7	7	7		
7	Jesse ANTTILA	12	7	3	19	19	19	7	7	19	19	19		
3	Emil BERNSTORFF	13	3	7	42	13	17	17	17	17	17	17		
57	Chris HOLMES	14	57	19	21	17	21	21	57	57	57	57		
13	Philippe LAYAC	15	13	57	13	21	42	42	21	21	21	21		
19	Dan DE ZILLE	16	19	13	57	42	13	57	42	42	42	42		
17	Luke WILLIAMS	17	17	55	17	57	57	13	13	13	13	13		
55	Pieter SCHOTHOR	18	55	17	55									

Weather / Track : Bright / Drying

Silverstone GP
 Circuit Length = 3.1945 miles
 Start: 16:54 End: 17:16

MSA Formula Ford Championship of Great Britain RACE 6 - ROUND 14 - CLASSIFICATION

POS	NO	CL	NAME	ENTRY	LAPS	TIME	GAP	DIFF	MPH	BEST	ON
1	22	C	Scott MALVERN	Ray GR 10	8	18:51.836			81.28	1:56.440	3
2	0	C	Josh HILL	Mygale SJ10	8	18:52.185	0.349	0.349	81.25	1:56.684	3
3	27	C	Daniel CAMMISH	Mygale SJ09	8	18:52.347	0.511	0.162	81.24	1:56.486	3
4	1	C	Scott PYE	Mygale SJ10	8	18:52.865	1.029	0.518	81.21	1:56.808	2
5	28	C	Tio ELLINAS	Mygale SJ09	8	18:52.991	1.155	0.126	81.20	1:56.466	3
6	77	C	Antti BURI	Mygale SJ08	8	18:53.468	1.632	0.477	81.16	1:57.080	3
7	60	C	Jake COOK	Mygale SJ07	8	18:54.993	3.157	1.525	81.05	1:56.595	3
8	7	C	Jesse ANTTILA	Van Diemen LA08	8	18:56.095	4.259	1.102	80.97	1:57.432	3
9	3	C	Emil BERNSTORFF	Mygale SJ10	8	18:56.280	4.444	0.185	80.96	1:57.784	8
10	26	C	James TUCKER	Mygale SJ09	8	18:57.493	5.657	1.213	80.88	1:56.814	3
11	55	G	Pieter SCHOTHORST	Mygale SJ10	8	18:57.659	5.823	0.166	80.86	1:56.994	3
12	19	C	Dan DE ZILLE	Mygale SJ10	8	18:58.103	6.267	0.444	80.83	1:57.464	3
13	2	C	Jeroen SLAGHEKKE	Mygale SJ10	8	18:58.426	6.590	0.323	80.81	1:57.731	3
14	21	C	Cormac O'NEILL	Ray GR 08	8	18:58.783	6.947	0.357	80.78	1:59.334	8
15	17	S	Luke WILLIAMS	Juno JA09	8	19:01.021	9.185	2.238	80.63	1:58.548	3
16	42	S	Tristan MINGAY	Ray GR 09	8	19:02.058	10.222	1.037	80.55	1:59.406	2
17	57	G	Chris HOLMES	Juno JA2010	8	19:02.060	10.224	0.002	80.55	1:59.487	2

NOT CLASSIFIED

DNF	24	C	Zaamin JAFFER	Ray GR 10	3	6:13.326	5 laps	5 laps	92.41	1:59.390	2
DNF	13	C	Philippe LAYAC	Ray GR 09	2	4:08.081	6 laps	1 lap	92.71	2:00.165	2
DNF	56	G	Ernie VAN DER WALT	Van Diemen LA08	2	4:08.624	6 laps	0.543	92.50	1:59.255	2

FASTEST LAP

22	C	Scott MALVERN	Ray GR 10	3	1:56.440	98.76 mph	158.94 kph
55	G	Pieter SCHOTHORST	Mygale SJ10	3	1:56.994	98.29 mph	158.19 kph
17	S	Luke WILLIAMS	Juno JA09	3	1:58.548	97.00 mph	156.11 kph

Weather / Track : Bright / Dry

These results are provisional until the conclusion of any judicial and technical matters.

Silverstone GP

Circuit Length = 3.1945 miles

Start: 10:31 End: 10:50

Clerk of Course :	Timekeeper :
-------------------	--------------

MSA Formula Ford Championship of Great Britain
RACE 6 - ROUND 14 - LAP CHART

Lap 1			Lap 2			Lap 3			Lap 4			Lap 5		
No	Behind	Laptime	No	Behind	Laptime	No	Behind	Laptime	No	Behind	Laptime	No	Behind	Laptime
22		2:02.891	22		1:57.115	22		1:56.440	22		2:59.546	22		2:47.304
0	0.252	2:03.143	0	0.260	1:57.123	0	0.504	1:56.684	0	0.292	2:59.334	0	0.592	2:47.604
1	0.662	2:03.553	1	0.355	1:56.808	27	0.947	1:56.486	27	0.720	2:59.319	27	1.422	2:48.006
27	0.790	2:03.681	27	0.901	1:57.226	1	1.041	1:57.126	1	1.628	3:00.133	1	2.081	2:47.757
28	0.943	2:03.834	28	1.192	1:57.364	28	1.218	1:56.466	28	2.211	3:00.539	28	2.780	2:47.873
77	1.277	2:04.168	77	2.766	1:58.604	77	3.406	1:57.080	77	2.964	2:59.104	77	3.585	2:47.925
3	1.598	2:04.489	26	3.608	1:58.870	26	3.982	1:56.814	26	3.645	2:59.209	26	4.100	2:47.759
26	1.853	2:04.744	60	3.924	1:58.081	60	4.079	1:56.595	60	4.159	2:59.626	60	4.550	2:47.695
7	2.736	2:05.627	55	5.093	1:58.555	55	5.647	1:56.994	55	4.962	2:58.861	55	5.375	2:47.717
60	2.958	2:05.849	7	5.301	1:59.680	7	6.293	1:57.432	7	6.230	2:59.483	7	6.123	2:47.197
2	3.430	2:06.321	3	5.665	2:01.182	3	7.076	1:57.851	3	6.761	2:59.231	3	6.987	2:47.530
21	3.562	2:06.453	2	5.853	1:59.538	2	7.144	1:57.731	19	7.830	3:00.137	19	7.637	2:47.111
55	3.653	2:06.544	19	6.215	1:58.878	19	7.239	1:57.464	2	8.810	3:01.212	2	8.942	2:47.436
19	4.452	2:07.343	21	6.631	2:00.184	21	9.541	1:59.350	21	9.540	2:59.545	21	9.816	2:47.580
13	5.025	2:07.916	17	7.671	1:59.189	17	9.779	1:58.548	17	10.685	3:00.452	17	11.086	2:47.705
17	5.597	2:08.488	13	8.075	2:00.165	42	11.669	1:59.720	42	11.281	2:59.158	42	11.614	2:47.637
42	6.098	2:08.989	42	8.389	1:59.406	57	14.061	2:00.981	57	11.897	2:57.382	57	12.172	2:47.579
56	6.478	2:09.369	56	8.618	1:59.255	24	16.880	2:02.670						
57	7.148	2:10.039	57	9.520	1:59.487									
24	8.375	2:11.266	24	10.650	1:59.390									

Weather / Track : Bright / Dry

Silverstone GP
 Circuit Length = 3.1945 miles
 Start: 10:31 End: 10:50

MSA Formula Ford Championship of Great Britain
RACE 6 - ROUND 14 - LAP CHART

Lap 6			Lap 7			Lap 8		
No	Behind	Laptime	No	Behind	Laptime	No	Behind	Laptime
22		2:39.201	22		2:32.233	22		1:57.106
0	0.633	2:39.242	0	0.599	2:32.199	0	0.349	1:56.856
27	1.074	2:38.853	27	0.663	2:31.822	27	0.511	1:56.954
1	1.999	2:39.119	1	0.773	2:31.007	1	1.029	1:57.362
28	2.610	2:39.031	28	1.135	2:30.758	28	1.155	1:57.126
77	3.544	2:39.160	77	1.407	2:30.096	77	1.632	1:57.331
26	4.184	2:39.285	26	2.620	2:30.669	60	3.157	1:57.515
60	4.752	2:39.403	60	2.748	2:30.229	7	4.259	1:58.226
55	4.985	2:38.811	55	3.078	2:30.326	3	4.444	1:57.784
7	5.420	2:38.498	7	3.139	2:29.952	26	5.657	2:00.143
3	6.176	2:38.390	3	3.766	2:29.823	55	5.823	1:59.851
19	7.219	2:38.783	19	3.891	2:28.905	19	6.267	1:59.482
2	8.730	2:38.989	2	4.340	2:27.843	2	6.590	1:59.356
21	10.101	2:39.486	21	4.719	2:26.851	21	6.947	1:59.334
17	10.804	2:38.919	17	5.380	2:26.809	17	9.185	2:00.911
42	11.582	2:39.169	42	5.481	2:26.132	42	10.222	2:01.847
57	12.050	2:39.079	57	6.155	2:26.338	57	10.224	2:01.175

Weather / Track : Bright / Dry

Silverstone GP
 Circuit Length = 3.1945 miles
 Start: 10:31 End: 10:50

MSA Formula Ford Championship of Great Britain
RACE 6 - ROUND 14 - SECTOR ANALYSIS

0	Josh HILL				C Jamun Racing										
1 -	139.2	50.466	102.6	28.652	125.0	2:03.143	5 -	1:05.139	84.2	1:05.054	70.6	37.411	91.4	2:47.604	
2 -	40.042	144.3	48.368	106.2	28.713	124.5	1:57.123	6 -	54.655	102.3	1:08.633	71.0	35.954	90.8	2:39.242
3 -	40.267	137.2	48.191	106.9	28.226	124.7	1:56.684	7 -	53.182	102.3	1:02.244	77.5	36.773	121.1	2:32.199
4 -	56.204	52.6	1:23.241	52.6	39.889	64.9	2:59.334	8 -	40.410	143.1	48.081	102.9	28.365	124.3	1:56.856
1	Scott PYE				C Jamun Racing										
1 -	143.4	50.694	101.8	28.797	125.7	2:03.553	5 -	1:05.627	82.1	1:04.661	84.0	37.469	93.5	2:47.757	
2 -	40.377	142.8	48.099	104.2	28.332	126.9	1:56.808	6 -	54.329	92.3	1:08.594	76.1	36.196	87.3	2:39.119
3 -	40.340	142.8	48.492	106.5	28.294	127.3	1:57.126	7 -	53.388	91.8	1:01.390	83.7	36.229	124.0	2:31.007
4 -	56.731	48.1	1:23.406	46.0	39.996	73.7	3:00.133	8 -	41.001	141.9	48.071	106.0	28.290	125.2	1:57.362
2	Jeroen SLAGHEKKE				C Jamun Racing										
1 -	144.3	50.876	99.9	29.801	120.3	2:06.321	5 -	1:06.805	76.3	1:02.805	53.6	37.826	74.6	2:47.436	
2 -	41.233	143.7	48.662	107.0	29.643	127.1	1:59.538	6 -	54.997	81.7	1:07.450	62.4	36.542	75.7	2:38.989
3 -	40.372	143.1	48.441	109.7	28.918	126.4	1:57.731	7 -	54.886	80.7	58.183	81.5	34.774	124.7	2:27.843
4 -	56.323	56.5	1:23.537	41.0	41.352	59.5	3:01.212	8 -	40.993	144.9	49.164	106.2	29.199	125.9	1:59.356
3	Emil BERNSTORFF				C Jamun Racing										
1 -	144.9	50.091	102.0	29.109	125.9	2:04.489	5 -	1:06.667	77.7	1:04.051	61.1	36.812	75.3	2:47.530	
2 -	40.266	145.9	51.222	99.1	29.694	125.4	2:01.182	6 -	55.572	82.5	1:07.687	66.2	35.131	85.1	2:38.390
3 -	40.092	145.3	48.435	100.6	29.324	122.9	1:57.851	7 -	55.041	100.6	1:00.019	76.5	34.763	123.4	2:29.823
4 -	54.913	46.4	1:23.465	47.9	40.853	64.3	2:59.231	8 -	40.321	144.9	48.609	105.0	28.854	125.7	1:57.784
7	Jesse ANTTILA				C Fluid Motorsport										
1 -	144.3	50.204	94.8	29.274	125.4	2:05.627	5 -	1:05.790	77.0	1:04.847	62.2	36.560	77.6	2:47.197	
2 -	40.049	144.0	50.023	95.6	29.608	127.8	1:59.680	6 -	55.413	83.8	1:07.938	67.0	35.147	85.3	2:38.498
3 -	39.976	145.6	48.649	94.7	28.807	125.9	1:57.432	7 -	54.728	103.4	1:00.362	84.9	34.862	127.6	2:29.952
4 -	55.198	46.3	1:23.411	48.3	40.874	64.4	2:59.483	8 -	40.650	145.6	48.656	100.0	28.920	124.0	1:58.226
13	Philippe LAYAC				C Antel Motorsport										
1 -	142.5	50.848	99.6	29.006	124.5	2:07.916	2 -	40.827	141.6	50.523	100.2	28.815	125.4	2:00.165	
17	Luke WILLIAMS				S Luke Williams Racing										
1 -	140.7	50.221	99.6	28.915	125.4	2:08.488	5 -	1:07.452	63.9	1:01.393	60.0	38.860	67.7	2:47.705	
2 -	40.516	144.3	49.505	99.6	29.168	124.0	1:59.189	6 -	55.940	88.0	1:06.276	81.7	36.703	70.9	2:38.919
3 -	40.678	141.9	48.949	103.2	28.921	126.1	1:58.548	7 -	53.831	79.9	58.216	74.3	34.762	123.6	2:26.809
4 -	57.165	63.4	1:21.894	43.6	41.393	52.7	3:00.452	8 -	41.255	145.3	50.767	105.8	28.889	123.6	2:00.911
19	Dan DE ZILLE				C Minister International										
1 -	144.6	50.080	102.1	28.783	125.0	2:07.343	5 -	1:06.785	74.5	1:03.362	53.9	36.964	75.0	2:47.111	
2 -	40.615	143.1	49.256	104.7	29.007	126.6	1:58.878	6 -	55.404	83.0	1:07.719	68.3	35.660	80.1	2:38.783
3 -	40.092	145.3	48.577	103.7	28.795	125.9	1:57.464	7 -	55.412	86.1	58.853	75.4	34.640	125.7	2:28.905
4 -	55.581	44.2	1:23.311	42.8	41.245	61.6	3:00.137	8 -	40.900	144.6	49.415	107.9	29.167	126.1	1:59.482
21	Cormac O'NEILL				C Cliff Dempsey Racing										
1 -	141.6	49.832	103.4	29.175	127.3	2:06.453	5 -	1:07.073	81.3	1:02.436	59.2	38.071	72.9	2:47.580	
2 -	41.440	143.1	49.652	105.4	29.092	126.9	2:00.184	6 -	55.114	98.1	1:07.313	75.2	37.059	71.0	2:39.486
3 -	40.645	141.6	49.603	108.4	29.102	123.6	1:59.350	7 -	54.025	79.4	58.203	78.9	34.623	126.1	2:26.851
4 -	55.616	60.8	1:22.650	42.6	41.279	61.3	2:59.545	8 -	41.135	144.0	49.210	104.9	28.989	126.4	1:59.334
22	Scott MALVERN				C Cliff Dempsey Racing										
1 -	141.3	50.219	104.2	28.516	122.9	2:02.891	5 -	1:04.690	91.3	1:05.254	74.0	37.360	87.7	2:47.304	
2 -	40.127	140.4	48.383	110.6	28.605	123.4	1:57.115	6 -	53.993	110.4	1:09.395	74.5	35.813	92.9	2:39.201
3 -	39.922	140.4	48.218	107.4	28.300	122.9	1:56.440	7 -	52.979	107.2	1:02.534	79.4	36.720	122.0	2:32.233
4 -	56.437	52.8	1:22.931	56.4	40.178	58.9	2:59.546	8 -	40.509	140.7	48.340	108.4	28.257	122.2	1:57.106
24	Zaamin JAFFER				C Raysport/Circuit Design										
1 -	141.9	51.940	101.1	29.264	124.0	2:11.266	3 -	40.990	140.7	50.140	101.8	31.540	74.9	2:02.670	
2 -	41.159	141.6	49.546	103.6	28.685	124.3	1:59.390								

Weather / Track : Bright / Dry

Silverstone GP
 Circuit Length = 3.1945 miles
 Start: 10:31 End: 10:50

MSA Formula Ford Championship of Great Britain
RACE 6 - ROUND 14 - SECTOR ANALYSIS

26	James TUCKER				C JTR										
1 -	145.9	49.948	98.7	29.077	129.1	2:04.744	5 -	1:05.656	83.5	1:04.806	69.7	37.297	78.4	2:47.759	
2 -	40.246	146.8	49.823	101.8	28.801	126.9	1:58.870	6 -	54.875	96.4	1:08.304	69.0	36.106	90.0	2:39.285
3 -	39.841	145.6	48.389	102.9	28.584	126.9	1:56.814	7 -	53.454	95.5	1:01.027	85.2	36.188	124.0	2:30.669
4 -	55.907	51.5	1:22.907	48.8	40.395	64.8	2:59.209	8 -	40.829	143.7	50.445	107.9	28.869	127.1	2:00.143
27	Daniel CAMMISH				C JTR										
1 -	145.6	50.427	99.7	28.797	128.8	2:03.681	5 -	1:05.166	85.3	1:05.062	74.5	37.778	88.4	2:48.006	
2 -	40.349	146.5	48.574	106.5	28.303	128.1	1:57.226	6 -	54.437	92.3	1:08.551	67.2	35.865	93.1	2:38.853
3 -	39.703	139.8	48.408	107.4	28.375	125.9	1:56.486	7 -	53.725	100.8	1:01.692	77.5	36.405	120.9	2:31.822
4 -	56.281	54.3	1:23.347	49.7	39.691	68.1	2:59.319	8 -	40.583	144.6	48.065	104.9	28.306	128.3	1:56.954
28	Tio ELLINAS				C JTR										
1 -	145.9	50.476	99.9	28.785	130.3	2:03.834	5 -	1:05.519	85.2	1:04.631	89.4	37.723	85.6	2:47.873	
2 -	40.064	144.0	49.048	109.3	28.252	129.1	1:57.364	6 -	54.182	99.1	1:08.703	81.5	36.146	94.4	2:39.031
3 -	39.534	144.6	48.705	104.4	28.227	129.6	1:56.466	7 -	53.446	94.0	1:01.477	94.3	35.835	127.6	2:30.758
4 -	56.837	49.4	1:23.580	47.8	40.122	70.9	3:00.539	8 -	40.713	143.7	48.214	106.5	28.199	128.6	1:57.126
42	Tristan MINGAY				S Raysport										
1 -	139.5	50.094	100.9	28.888	124.7	2:08.989	5 -	1:07.377	66.6	1:01.236	71.2	39.024	66.0	2:47.637	
2 -	40.527	144.9	50.016	97.4	28.863	125.9	1:59.406	6 -	55.817	86.3	1:06.559	80.9	36.793	67.2	2:39.169
3 -	40.243	146.8	50.510	108.6	28.967	123.4	1:59.720	7 -	53.398	81.7	58.292	81.2	34.442	126.6	2:26.132
4 -	56.272	61.1	1:21.632	40.0	41.254	51.9	2:59.158	8 -	40.965	144.9	51.335	108.6	29.547	122.7	2:01.847
55	Pieter SCHOTHORST				G Geva Racing										
1 -	143.4	49.671	100.3	29.066	125.7	2:06.544	5 -	1:06.433	80.3	1:04.185	72.6	37.099	80.7	2:47.717	
2 -	40.410	145.3	48.914	106.7	29.231	124.5	1:58.555	6 -	54.884	95.5	1:08.115	78.3	35.812	78.4	2:38.811
3 -	40.017	143.7	48.425	102.5	28.552	124.5	1:56.994	7 -	53.442	98.5	1:01.002	81.9	35.882	127.3	2:30.326
4 -	55.289	46.5	1:23.442	48.1	40.130	73.3	2:58.861	8 -	40.880	146.8	50.062	108.2	28.909	127.1	1:59.851
56	Ernie VAN DER WALT				G Fluid Motorsport										
1 -	141.6	51.024	95.1	28.888	126.4	2:09.369	2 -	40.887	144.9	49.442	98.7	28.926	127.6	1:59.255	
57	Chris HOLMES				G Century Motorsport										
1 -	140.7	51.003	98.7	29.052	121.6	2:10.039	5 -	1:07.210	65.3	1:01.270	69.2	39.099	65.5	2:47.579	
2 -	40.775	143.1	49.663	97.5	29.049	124.0	1:59.487	6 -	55.974	79.0	1:06.651	69.2	36.454	63.2	2:39.079
3 -	40.353	142.2	51.658	100.5	28.970	122.2	2:00.981	7 -	53.753	102.1	57.899	80.3	34.686	124.0	2:26.338
4 -	54.937	58.6	1:21.393	35.7	41.052	45.1	2:57.382	8 -	40.940	144.6	51.211	102.8	29.024	122.9	2:01.175
60	Jake COOK				C Getem Racing										
1 -	142.5	49.805	98.3	29.332	126.4	2:05.849	5 -	1:06.078	88.0	1:04.584	70.6	37.033	78.3	2:47.695	
2 -	40.477	145.3	49.107	101.8	28.497	126.9	1:58.081	6 -	55.119	88.4	1:08.009	76.0	36.275	77.7	2:39.403
3 -	40.099	144.6	48.111	103.2	28.385	128.8	1:56.595	7 -	53.324	99.1	1:01.004	81.2	35.901	125.4	2:30.229
4 -	56.460	49.5	1:23.090	47.3	40.076	64.5	2:59.626	8 -	40.768	145.9	48.135	104.5	28.612	124.5	1:57.515
77	Antti BURI				C Enigma Motorsport										
1 -	145.9	50.359	101.7	28.908	128.8	2:04.168	5 -	1:05.664	90.1	1:04.907	71.9	37.354	79.7	2:47.925	
2 -	40.467	145.6	49.432	106.2	28.705	125.4	1:58.604	6 -	54.631	104.2	1:08.563	74.6	35.966	86.1	2:39.160
3 -	40.307	143.4	48.475	105.2	28.298	125.7	1:57.080	7 -	53.580	96.7	1:01.091	89.4	35.425	127.8	2:30.096
4 -	55.787	53.2	1:23.238	45.9	40.079	65.3	2:59.104	8 -	40.636	146.2	48.373	105.0	28.322	127.6	1:57.331

Weather / Track : Bright / Dry

Silverstone GP
 Circuit Length = 3.1945 miles
 Start: 10:31 End: 10:50

MSA Formula Ford Championship of Great Britain
RACE 6 - ROUND 14 - BEST SECTOR TIMES

SECTOR 1			SECTOR 2			SECTOR 3			IDEAL / BEST COMPARISON						
POS	NO	NAME	TIME	NO	NAME	TIME	NO	NAME	TIME	POS	NO	NAME	IDEAL	BEST	DIFF
1	28	ELLINAS	39.534	27	CAMMISH	48.065	28	ELLINAS	28.199	1	28	ELLINAS	1:55.947	1:56.466	0.519
2	27	CAMMISH	39.703	1	PYE	48.071	0	HILL	28.226	2	27	CAMMISH	1:56.071	1:56.486	0.415
3	26	TUCKER	39.841	0	HILL	48.081	22	MALVERN	28.257	3	0	HILL	1:56.349	1:56.684	0.335
4	22	MALVERN	39.922	60	COOK	48.111	1	PYE	28.290	4	22	MALVERN	1:56.397	1:56.440	0.043
5	7	ANTTILA	39.976	28	ELLINAS	48.214	77	BURI	28.298	5	60	COOK	1:56.595	1:56.595	0.000
6	55	SCHOTHORST	40.017	22	MALVERN	48.218	27	CAMMISH	28.303	6	1	PYE	1:56.701	1:56.808	0.107
7	0	HILL	40.042	77	BURI	48.373	60	COOK	28.385	7	26	TUCKER	1:56.814	1:56.814	0.000
8	3	BERNSTORFF	40.092	26	TUCKER	48.389	55	SCHOTHORST	28.552	8	77	BURI	1:56.978	1:57.080	0.102
9	19	DE ZILLE	40.092	55	SCHOTHORST	48.425	26	TUCKER	28.584	9	55	SCHOTHORST	1:56.994	1:56.994	0.000
10	60	COOK	40.099	3	BERNSTORFF	48.435	24	JAFFER	28.685	10	3	BERNSTORFF	1:57.381	1:57.784	0.403
11	56	VAN DER WALT	40.242	2	SLAGHEKKE	48.441	19	DE ZILLE	28.783	11	7	ANTTILA	1:57.432	1:57.432	0.000
12	42	MINGAY	40.243	19	DE ZILLE	48.577	7	ANTTILA	28.807	12	19	DE ZILLE	1:57.452	1:57.464	0.012
13	77	BURI	40.307	7	ANTTILA	48.649	13	LAYAC	28.815	13	2	SLAGHEKKE	1:57.731	1:57.731	0.000
14	1	PYE	40.340	17	WILLIAMS	48.949	3	BERNSTORFF	28.854	14	17	WILLIAMS	1:58.354	1:58.548	0.194
15	57	HOLMES	40.353	21	O'NEILL	49.210	42	MINGAY	28.863	15	56	VAN DER WALT	1:58.572	1:59.255	0.683
16	2	SLAGHEKKE	40.372	56	VAN DER WALT	49.442	56	VAN DER WALT	28.888	16	21	O'NEILL	1:58.844	1:59.334	0.490
17	13	LAYAC	40.448	24	JAFFER	49.546	17	WILLIAMS	28.889	17	57	HOLMES	1:58.986	1:59.487	0.501
18	17	WILLIAMS	40.516	57	HOLMES	49.663	2	SLAGHEKKE	28.918	18	42	MINGAY	1:59.122	1:59.406	0.284
19	21	O'NEILL	40.645	42	MINGAY	50.016	57	HOLMES	28.970	19	24	JAFFER	1:59.221	1:59.390	0.169
20	24	JAFFER	40.990	13	LAYAC	50.523	21	O'NEILL	28.989	20	13	LAYAC	1:59.786	2:00.165	0.379
												Perfect Lap	1:55.798		

Weather / Track : Bright / Dry

Silverstone GP
 Circuit Length = 3.1945 miles
 Start: 10:31 End: 10:50

MSA Formula Ford Championship of Great Britain
RACE 6 - ROUND 14 - SPEED TRAPS

SECTOR 1				SECTOR 2			FINISH LINE			
POS	NO	NAME	MPH	NO	NAME	MPH	NO	NAME	MPH	
1	26	James TUCKER	146.8	22	Scott MALVERN	110.6	28	Tio ELLINAS	130.3	
2	42	Tristan MINGAY	146.8	2	Jeroen SLAGHEKKE	109.7	26	James TUCKER	129.1	
3	55	Pieter SCHOTHORST	146.8	28	Tio ELLINAS	109.3	27	Daniel CAMMISH	128.8	
4	27	Daniel CAMMISH	146.5	42	Tristan MINGAY	108.6	60	Jake COOK	128.8	
5	56	Ernie VAN DER WALT	146.2	21	Cormac O'NEILL	108.4	77	Antti BURI	128.8	
6	77	Antti BURI	146.2	55	Pieter SCHOTHORST	108.2	7	Jesse ANTTILA	127.8	
7	3	Emil BERNSTORFF	145.9	19	Dan DE ZILLE	107.9	56	Ernie VAN DER WALT	127.6	
8	28	Tio ELLINAS	145.9	26	James TUCKER	107.9	1	Scott PYE	127.3	
9	60	Jake COOK	145.9	27	Daniel CAMMISH	107.4	21	Cormac O'NEILL	127.3	
10	7	Jesse ANTTILA	145.6	0	Josh HILL	106.9	55	Pieter SCHOTHORST	127.3	
11	17	Luke WILLIAMS	145.3	1	Scott PYE	106.5	2	Jeroen SLAGHEKKE	127.1	
12	19	Dan DE ZILLE	145.3	77	Antti BURI	106.2	19	Dan DE ZILLE	126.6	
13	2	Jeroen SLAGHEKKE	144.9	17	Luke WILLIAMS	105.8	42	Tristan MINGAY	126.6	
14	57	Chris HOLMES	144.6	3	Emil BERNSTORFF	105.0	17	Luke WILLIAMS	126.1	
15	0	Josh HILL	144.3	60	Jake COOK	104.5	3	Emil BERNSTORFF	125.9	
16	21	Cormac O'NEILL	144.0	24	Zaamin JAFFER	103.6	13	Philippe LAYAC	125.4	
17	1	Scott PYE	143.4	57	Chris HOLMES	102.8	0	Josh HILL	125.0	
18	13	Philippe LAYAC	142.5	13	Philippe LAYAC	100.2	24	Zaamin JAFFER	124.3	
19	24	Zaamin JAFFER	141.9	7	Jesse ANTTILA	100.0	57	Chris HOLMES	124.0	
20	22	Scott MALVERN	141.3	56	Ernie VAN DER WALT	98.7	22	Scott MALVERN	123.4	

Weather / Track : Bright / Dry

Silverstone GP
 Circuit Length = 3.1945 miles
 Start: 10:31 End: 10:50

MSA Formula Ford Championship of Great Britain

RACE 6 - ROUND 14 - POSITION CHART

No	Name	Pos	Laps								
			1	2	3	4	5	6	7	8	
22	Scott MALVERN	1	22	22	22	22	22	22	22	22	22
0	Josh HILL	2	0	0	0	0	0	0	0	0	0
1	Scott PYE	3	1	1	27	27	27	27	27	27	27
27	Daniel CAMMISH	4	27	27	1	1	1	1	1	1	1
28	Tio ELLINAS	5	28	28	28	28	28	28	28	28	28
77	Antti BURI	6	77	77	77	77	77	77	77	77	77
3	Emil BERNSTORF	7	3	26	26	26	26	26	26	26	60
26	James TUCKER	8	26	60	60	60	60	60	60	60	7
7	Jesse ANTTILA	9	7	55	55	55	55	55	55	55	3
60	Jake COOK	10	60	7	7	7	7	7	7	7	26
2	Jeroen SLAGHEKK	11	2	3	3	3	3	3	3	3	55
21	Cormac O'NEILL	12	21	2	2	19	19	19	19	19	19
55	Pieter SCHOTHOR	13	55	19	19	2	2	2	2	2	2
19	Dan DE ZILLE	14	19	21	21	21	21	21	21	21	21
13	Philippe LAYAC	15	13	17	17	17	17	17	17	17	17
17	Luke WILLIAMS	16	17	13	42	42	42	42	42	42	42
42	Tristan MINGAY	17	42	42	57	57	57	57	57	57	57
56	Ernie VAN DER W	18	56	56	24						
57	Chris HOLMES	19	57	57							
24	Zaamin JAFFER	20	24	24							

Weather / Track : Bright / Dry

Silverstone GP
 Circuit Length = 3.1945 miles
 Start: 10:31 End: 10:50

MSA Formula Ford Championship of Great Britain RACE 13 - ROUND 15 - CLASSIFICATION

POS	NO	CL	NAME	ENTRY	LAPS	TIME	GAP	DIFF	MPH	BEST	ON
1	0	C	Josh HILL	Mygale SJ10	9	19:02.490			90.59	1:57.273	8
2	1	C	Scott PYE	Mygale SJ10	9	19:07.294	4.804	4.804	90.21	1:57.787	5
3	3	C	Emil BERNSTORFF	Mygale SJ10	9	19:07.624	5.134	0.330	90.18	1:56.984	5
4	22	C	Scott MALVERN	Ray GR 10	9	19:07.909	5.419	0.285	90.16	1:57.435	5
5	27	C	Daniel CAMMISH	Mygale SJ09	9	19:08.679	6.189	0.770	90.10	1:57.473	5
6	28	C	Tio ELLINAS	Mygale SJ09	9	19:08.773	6.283	0.094	90.09	1:57.708	4
7	26	C	James TUCKER	Mygale SJ09	9	19:09.561	7.071	0.788	90.03	1:57.574	8
8	77	C	Antti BURI	Mygale SJ08	9	19:09.836	7.346	0.275	90.01	1:57.366	8
9	7	C	Jesse ANTTILA	Van Diemen LA08	9	19:13.308	10.818	3.472	89.74	1:58.189	5
10	2	C	Jeroen SLAGHEKKE	Mygale SJ10	9	19:13.948	11.458	0.640	89.69	1:58.080	6
11	55	G	Pieter SCHOTHORST	Mygale SJ10	9	19:14.965	12.475	1.017	89.61	1:57.390	7
12	19	C	Dan DE ZILLE	Mygale SJ10	9	19:15.399	12.909	0.434	89.58	1:58.424	6
13	60	C	Jake COOK	Mygale SJ07	9	19:17.409	14.919	2.010	89.42	1:58.681	5
14	56	G	Ernie VAN DER WALT	Van Diemen LA08	9	19:22.884	20.394	5.475	89.00	1:58.941	9
15	42	S	Tristan MINGAY	Ray GR 09	9	19:24.173	21.683	1.289	88.90	1:59.352	7
16	13	C	Philippe LAYAC	Ray GR 09	9	19:24.662	22.172	0.489	88.86	1:59.243	5
17	21	C	Cormac O'NEILL	Ray GR 08	9	19:25.014	22.524	0.352	88.84	1:59.715	4
18	57	G	Chris HOLMES	Juno JA2010	9	19:25.202	22.712	0.188	88.82	1:59.591	5

NOT CLASSIFIED

DNF	17	S	Luke WILLIAMS	Juno JA09	0						
DNF	24	C	Zaamin JAFFER	Ray GR 10	0						

FASTEST LAP

3	C	Emil BERNSTORFF	Mygale SJ10	5	1:56.984	98.30 mph	158.20 kph
55	G	Pieter SCHOTHORST	Mygale SJ10	7	1:57.390	97.96 mph	157.65 kph
42	S	Tristan MINGAY	Ray GR 09	7	1:59.352	96.35 mph	155.06 kph

Weather / Track : Sunny / Dry

These results are provisional until the conclusion of any judicial and technical matters.

Silverstone GP

Circuit Length = 3.1945 miles

Start: 17:22 End: 17:42

Clerk of Course :	Timekeeper :
-------------------	--------------

MSA Formula Ford Championship of Great Britain
RACE 13 - ROUND 15 - LAP CHART

Lap 1			Lap 2			Lap 3			Lap 4			Lap 5		
No	Behind	Laptime	No	Behind	Laptime	No	Behind	Laptime	No	Behind	Laptime	No	Behind	Laptime
0		2:10.049	0		2:30.459	0		2:35.525	0		1:57.922	27		1:57.473
1	0.475	2:10.524	1	0.842	2:30.826	1	0.064	2:34.747	1	0.372	1:58.230	0	0.084	1:58.001
27	0.942	2:10.991	27	1.202	2:30.719	27	0.387	2:34.710	27	0.444	1:57.979	1	0.242	1:57.787
28	1.247	2:11.296	28	1.811	2:31.023	28	0.841	2:34.555	28	0.627	1:57.708	22	0.526	1:57.435
22	2.124	2:12.173	22	2.316	2:30.651	22	0.988	2:34.197	22	1.008	1:57.942	28	0.701	1:57.991
26	2.816	2:12.865	26	2.800	2:30.443	26	1.467	2:34.192	3	2.361	1:58.719	3	1.428	1:56.984
3	3.788	2:13.837	3	3.601	2:30.272	3	1.564	2:33.488	26	2.777	1:59.232	26	3.054	1:58.194
77	4.695	2:14.744	77	4.427	2:30.191	77	1.787	2:32.885	77	2.879	1:59.014	77	4.147	1:59.185
60	5.131	2:15.180	60	5.143	2:30.471	60	2.117	2:32.499	60	3.476	1:59.281	60	4.240	1:58.681
7	6.017	2:16.066	7	5.940	2:30.382	7	2.697	2:32.282	7	4.254	1:59.479	7	4.526	1:58.189
2	7.726	2:17.775	2	6.733	2:29.466	2	3.113	2:31.905	2	4.910	1:59.719	2	6.170	1:59.177
19	8.753	2:18.802	19	7.823	2:29.529	19	3.377	2:31.079	19	5.090	1:59.635	19	6.880	1:59.707
21	10.825	2:20.874	21	8.530	2:28.164	21	4.250	2:31.245	21	6.043	1:59.715	21	8.401	2:00.275
56	11.636	2:21.685	56	8.934	2:27.757	56	5.059	2:31.650	56	7.221	2:00.084	55	8.661	1:58.648
13	11.917	2:21.966	13	9.128	2:27.670	13	5.300	2:31.697	55	7.930	1:59.791	56	9.381	2:00.077
57	12.556	2:22.605	57	9.774	2:27.677	57	5.583	2:31.334	13	8.262	2:00.884	13	9.588	1:59.243
55	13.763	2:23.812	55	10.143	2:26.839	55	6.061	2:31.443	57	9.000	2:01.339	57	10.674	1:59.591
42	14.466	2:24.515	42	10.726	2:26.719	42	6.619	2:31.418	42	9.719	2:01.022	42	11.451	1:59.649

Weather / Track : Sunny / Dry

Silverstone GP
 Circuit Length = 3.1945 miles
 Start: 17:22 End: 17:42

MSA Formula Ford Championship of Great Britain
RACE 13 - ROUND 15 - LAP CHART

Lap 6			Lap 7			Lap 8			Lap 9		
No	Behind	Laptime	No	Behind	Laptime	No	Behind	Laptime	No	Behind	Laptime
27		1:57.806	0		1:58.156	0		1:57.273	0		1:57.280
0	0.103	1:57.825	22	0.282	1:57.949	1	2.091	1:58.935	1	4.804	1:59.993
1	0.376	1:57.940	1	0.429	1:58.312	22	2.172	1:59.163	3	5.134	1:59.841
22	0.592	1:57.872	27	1.187	1:59.446	27	2.279	1:58.365	22	5.419	2:00.527
28	1.079	1:58.184	3	1.840	1:58.732	3	2.573	1:58.006	27	6.189	2:01.190
3	1.367	1:57.745	28	1.920	1:59.100	28	2.669	1:58.022	28	6.283	2:00.894
26	3.331	1:58.083	77	4.347	1:58.476	77	4.440	1:57.366	26	7.071	1:59.309
77	4.130	1:57.789	26	4.741	1:59.669	26	5.042	1:57.574	77	7.346	2:00.186
60	5.710	1:59.276	7	6.947	1:58.973	7	9.391	1:59.717	7	10.818	1:58.707
7	6.233	1:59.513	2	7.136	1:58.951	2	9.659	1:59.796	2	11.458	1:59.079
2	6.444	1:58.080	60	7.598	2:00.147	60	9.815	1:59.490	55	12.475	1:59.261
19	7.498	1:58.424	19	7.874	1:58.635	19	10.408	1:59.807	19	12.909	1:59.781
55	9.775	1:58.920	55	8.906	1:57.390	55	10.494	1:58.861	60	14.919	2:02.384
21	10.827	2:00.232	56	13.637	2:00.375	56	18.733	2:02.369	56	20.394	1:58.941
13	11.092	1:59.310	21	13.794	2:01.226	21	19.011	2:02.490	42	21.683	1:59.862
56	11.521	1:59.946	13	13.862	2:01.029	42	19.101	2:01.735	13	22.172	1:59.874
57	12.721	1:59.853	57	14.121	1:59.659	13	19.578	2:02.989	21	22.524	2:00.793
42	13.546	1:59.901	42	14.639	1:59.352	57	19.826	2:02.978	57	22.712	2:00.166

Weather / Track : Sunny / Dry

Silverstone GP
 Circuit Length = 3.1945 miles
 Start: 17:22 End: 17:42

MSA Formula Ford Championship of Great Britain
RACE 13 - ROUND 15 - SECTOR ANALYSIS

0	Josh HILL		C Jamun Racing												
1 -	141.3	51.483	79.6	35.307	86.0	2:10.049	6 -	40.514	143.1	48.671	107.4	28.640	126.6	1:57.825	
2 -	55.794	90.8	1:00.804	75.8	33.861	87.3	2:30.459	7 -	40.299	142.8	49.061	107.0	28.796	122.0	1:58.156
3 -	57.335	103.6	1:03.174	62.7	35.016	122.0	2:35.525	8 -	40.026	142.2	48.697	107.9	28.550	123.4	1:57.273
4 -	40.537	141.6	48.784	104.5	28.601	123.1	1:57.922	9 -	40.219	142.2	48.492	106.0	28.569	122.7	1:57.280
5 -	40.169	142.2	49.123	105.2	28.709	125.4	1:58.001								
1	Scott PYE		C Jamun Racing												
1 -	142.8	51.944	81.2	35.077	77.6	2:10.524	6 -	40.488	143.7	48.681	105.4	28.771	127.1	1:57.940	
2 -	55.823	85.3	1:01.151	72.8	33.852	76.1	2:30.826	7 -	40.342	144.6	49.490	102.6	28.480	127.6	1:58.312
3 -	57.024	100.0	1:03.014	64.5	34.709	124.5	2:34.747	8 -	40.040	145.6	49.253	97.8	29.642	122.5	1:58.935
4 -	40.712	142.5	48.756	99.6	28.762	125.4	1:58.230	9 -	40.675	141.6	50.445	107.2	28.873	122.9	1:59.993
5 -	40.387	143.4	48.741	104.2	28.659	126.4	1:57.787								
2	Jeroen SLAGHEKKE		C Jamun Racing												
1 -	143.4	56.639	82.6	34.843	98.1	2:17.775	6 -	40.201	142.2	49.079	105.4	28.800	127.1	1:58.080	
2 -	54.874	84.2	1:01.000	69.0	33.592	72.6	2:29.466	7 -	40.023	144.3	50.137	108.8	28.791	126.6	1:58.951
3 -	59.488	83.3	59.517	79.5	32.900	125.9	2:31.905	8 -	40.569	141.9	50.158	106.9	29.069	125.7	1:59.796
4 -	40.566	143.4	50.203	102.9	28.950	125.4	1:59.719	9 -	41.019	141.0	49.090	108.1	28.970	125.7	1:59.079
5 -	40.288	142.5	49.623	105.7	29.266	124.3	1:59.177								
3	Emil BERNSTORFF		C Jamun Racing												
1 -	144.3	54.299	77.0	34.653	80.8	2:13.837	6 -	39.733	144.3	49.358	102.8	28.654	127.1	1:57.745	
2 -	55.491	94.3	1:01.851	66.6	32.930	75.7	2:30.272	7 -	40.118	144.0	49.741	103.6	28.873	121.6	1:58.732
3 -	58.588	87.0	1:01.561	75.9	33.339	127.1	2:33.488	8 -	40.387	141.9	48.734	103.7	28.885	125.4	1:58.006
4 -	40.654	141.6	49.300	103.2	28.765	124.3	1:58.719	9 -	40.628	144.9	50.477	102.8	28.736	125.4	1:59.841
5 -	39.978	143.4	48.327	105.4	28.679	125.7	1:56.984								
7	Jesse ANTTILA		C Fluid Motorsport												
1 -	144.3	55.457	81.9	34.527	91.1	2:16.066	6 -	40.397	145.3	49.657	94.8	29.459	123.8	1:59.513	
2 -	55.916	88.2	1:01.169	69.0	33.297	75.4	2:30.382	7 -	40.148	145.9	49.785	102.3	29.040	122.5	1:58.973
3 -	59.155	96.7	1:00.179	79.1	32.948	125.9	2:32.282	8 -	40.802	141.0	49.844	97.3	29.071	122.2	1:59.717
4 -	40.470	145.6	50.037	91.7	28.972	125.2	1:59.479	9 -	40.466	140.7	49.161	99.4	29.080	122.9	1:58.707
5 -	40.304	144.0	49.146	92.6	28.739	126.4	1:58.189								
13	Philippe LAYAC		C Antel Motorsport												
1 -	139.8	57.647	60.3	35.337	98.7	2:21.966	6 -	40.741	140.4	49.337	100.6	29.232	125.4	1:59.310	
2 -	54.380	78.1	59.779	79.5	33.511	71.4	2:27.670	7 -	40.644	142.5	50.479	99.1	29.906	125.4	2:01.029
3 -	59.904	71.0	58.768	78.9	33.025	124.7	2:31.697	8 -	42.306	139.8	51.320	95.3	29.363	124.5	2:02.989
4 -	41.224	141.6	50.625	102.5	29.035	124.3	2:00.884	9 -	41.201	142.2	49.520	101.4	29.153	124.0	1:59.874
5 -	40.931	141.3	49.162	98.3	29.150	126.1	1:59.243								
17	Luke WILLIAMS		S Luke Williams Racing												
19	Dan DE ZILLE		C Minister International												
1 -	145.3	56.888	81.5	35.217	102.1	2:18.802	6 -	40.490	143.1	48.988	106.7	28.946	124.3	1:58.424	
2 -	54.618	81.2	1:01.191	74.2	33.720	89.8	2:29.529	7 -	40.412	143.1	49.087	102.0	29.136	126.4	1:58.635
3 -	59.266	83.5	59.004	75.6	32.809	126.6	2:31.079	8 -	40.321	145.9	50.200	106.9	29.286	125.0	1:59.807
4 -	40.841	144.3	49.805	101.5	28.989	126.4	1:59.635	9 -	40.885	145.6	49.869	103.6	29.027	125.2	1:59.781
5 -	40.366	145.6	50.421	100.5	28.920	123.8	1:59.707								
21	Cormac O'NEILL		C Cliff Dempsey Racing												
1 -	141.6	57.932	64.8	35.460	111.8	2:20.874	6 -	41.073	139.5	49.829	107.0	29.330	123.8	2:00.232	
2 -	53.809	88.0	1:00.441	73.7	33.914	75.7	2:28.164	7 -	40.644	141.0	50.509	104.4	30.073	125.0	2:01.226
3 -	59.190	83.6	58.939	80.4	33.116	123.6	2:31.245	8 -	41.367	139.2	51.246	100.8	29.877	122.9	2:02.490
4 -	40.802	142.2	49.409	106.5	29.504	124.5	1:59.715	9 -	41.483	142.5	49.446	105.2	29.864	125.0	2:00.793
5 -	41.697	138.1	49.424	104.4	29.154	123.4	2:00.275								
22	Scott MALVERN		C Cliff Dempsey Racing												
1 -	146.2	53.125	77.5	34.727	77.0	2:12.173	6 -	40.462	144.3	48.860	107.4	28.550	127.3	1:57.872	

Weather / Track : Sunny / Dry

Silverstone GP
Circuit Length = 3.1945 miles
Start: 17:22 End: 17:42

MSA Formula Ford Championship of Great Britain
RACE 13 - ROUND 15 - SECTOR ANALYSIS

2 -	55.997	87.6	1:01.542	80.1	33.112	83.0	2:30.651	7 -	40.259	146.8	49.139	106.2	28.551	125.4	1:57.949
3 -	58.638	94.1	1:01.535	68.1	34.024	127.1	2:34.197	8 -	40.005	144.6	49.559	91.4	29.599	123.1	1:59.163
4 -	40.397	145.3	48.797	107.0	28.748	126.9	1:57.942	9 -	40.629	142.8	51.403	106.2	28.495	125.2	2:00.527
5 -	40.208	145.6	48.594	105.4	28.633	126.9	1:57.435								
24	Zaamin JAFFER C Raysport/Circuit Design														
26	James TUCKER C JTR														
1 -	145.3	53.367	76.4	34.805	79.7	2:12.865	6 -	40.252	144.0	49.031	101.1	28.800	125.7	1:58.083	
2 -	55.891	85.3	1:01.426	76.3	33.126	78.2	2:30.443	7 -	40.015	144.6	50.682	96.7	28.972	127.3	1:59.669
3 -	58.773	85.4	1:01.295	69.1	34.124	125.4	2:34.192	8 -	40.051	146.5	48.846	101.8	28.677	126.6	1:57.574
4 -	40.800	144.9	49.572	99.1	28.860	128.1	1:59.232	9 -	40.047	146.5	49.965	96.7	29.297	126.4	1:59.309
5 -	40.200	145.9	49.155	103.6	28.839	125.4	1:58.194								
27	Daniel CAMMISH C JTR														
1 -	144.6	52.456	67.3	34.871	73.7	2:10.991	6 -	40.371	142.2	48.763	108.2	28.672	123.4	1:57.806	
2 -	55.923	87.8	1:00.965	73.6	33.831	74.3	2:30.719	7 -	40.458	142.8	50.323	106.4	28.665	126.4	1:59.446
3 -	57.835	105.8	1:02.336	56.3	34.539	126.9	2:34.710	8 -	39.804	145.9	49.045	94.7	29.516	124.0	1:58.365
4 -	40.464	141.6	48.860	103.6	28.655	128.1	1:57.979	9 -	40.579	141.9	51.747	101.1	28.864	125.0	2:01.190
5 -	40.112	144.6	48.611	106.4	28.750	123.1	1:57.473								
28	Tio ELLINAS C JTR														
1 -	146.5	52.890	68.8	34.574	81.3	2:11.296	6 -	40.367	144.0	49.262	105.7	28.555	125.0	1:58.184	
2 -	55.949	84.7	1:01.708	85.1	33.366	82.2	2:31.023	7 -	39.858	145.6	50.512	104.0	28.730	123.8	1:59.100
3 -	58.044	97.5	1:02.020	59.9	34.491	124.5	2:34.555	8 -	40.335	144.6	48.875	103.1	28.812	126.6	1:58.022
4 -	40.348	145.6	48.792	105.5	28.568	128.8	1:57.708	9 -	40.212	145.9	51.866	100.3	28.816	127.1	2:00.894
5 -	40.208	144.0	49.317	107.5	28.466	128.8	1:57.991								
42	Tristan MINGAY S Raysport														
1 -	138.4	57.979	63.9	35.397	106.9	2:24.515	6 -	40.697	144.6	50.003	104.7	29.201	123.4	1:59.901	
2 -	54.005	92.6	1:00.281	93.2	32.433	87.8	2:26.719	7 -	40.733	143.4	49.624	102.0	28.995	122.2	1:59.352
3 -	1:00.686	74.6	58.211	91.8	32.521	124.0	2:31.418	8 -	41.509	140.1	50.979	99.7	29.247	123.1	2:01.735
4 -	41.173	140.4	50.546	99.0	29.303	123.4	2:01.022	9 -	41.183	140.1	49.127	104.4	29.552	120.7	1:59.862
5 -	40.789	143.1	49.765	103.2	29.095	123.6	1:59.649								
55	Pieter SCHOTHORST G Geva Racing														
1 -	140.7	57.345	58.9	35.765	105.2	2:23.812	6 -	40.813	141.0	49.265	105.8	28.842	124.0	1:58.920	
2 -	53.651	76.2	1:00.819	87.2	32.369	85.3	2:26.839	7 -	40.132	143.1	48.557	105.2	28.701	125.2	1:57.390
3 -	1:00.321	82.1	58.596	89.6	32.526	125.4	2:31.443	8 -	40.122	144.0	49.572	100.0	29.167	126.4	1:58.861
4 -	41.232	143.4	49.609	105.0	28.950	123.8	1:59.791	9 -	40.616	144.6	49.890	107.5	28.755	124.5	1:59.261
5 -	40.852	143.1	49.018	102.3	28.778	126.1	1:58.648								
56	Ernie VAN DER WALT G Fluid Motorsport														
1 -	144.9	58.379	64.4	35.451	101.2	2:21.685	6 -	40.874	142.5	50.081	98.8	28.991	125.4	1:59.946	
2 -	54.388	81.0	59.795	74.5	33.574	72.2	2:27.757	7 -	40.678	145.3	50.522	100.3	29.175	122.5	2:00.375
3 -	59.822	76.6	58.582	84.1	33.246	124.3	2:31.650	8 -	41.818	144.9	51.248	99.9	29.303	121.8	2:02.369
4 -	41.283	140.4	50.087	103.1	28.714	123.1	2:00.084	9 -	41.032	140.4	49.270	104.4	28.639	122.7	1:58.941
5 -	41.153	142.8	49.817	100.2	29.107	124.7	2:00.077								
57	Chris HOLMES G Century Motorsport														
1 -	137.5	56.825	54.6	35.215	104.7	2:22.605	6 -	41.115	141.3	49.893	100.6	28.845	120.5	1:59.853	
2 -	54.606	70.9	59.750	81.7	33.321	71.6	2:27.677	7 -	40.834	141.6	49.629	96.7	29.196	125.7	1:59.659
3 -	59.935	79.0	58.748	83.4	32.651	125.7	2:31.334	8 -	42.172	143.1	51.385	93.5	29.421	122.0	2:02.978
4 -	42.145	140.7	49.960	102.3	29.234	124.0	2:01.339	9 -	41.142	143.7	49.713	99.4	29.311	124.7	2:00.166
5 -	40.903	142.2	49.580	101.5	29.108	122.9	1:59.591								
60	Jake COOK C Getem Racing														
1 -	140.7	54.453	79.6	34.629	80.8	2:15.180	6 -	40.625	144.6	49.355	106.7	29.296	124.0	1:59.276	
2 -	56.191	91.9	1:01.144	69.0	33.136	69.3	2:30.471	7 -	40.614	144.6	50.486	105.0	29.047	125.9	2:00.147
3 -	58.733	98.3	1:00.784	78.6	32.982	127.3	2:32.499	8 -	40.538	142.2	49.926	103.6	29.026	124.7	1:59.490
4 -	40.991	145.9	49.432	107.2	28.858	126.1	1:59.281	9 -	40.876	140.7	51.974	102.0	29.534	123.1	2:02.384

Weather / Track : Sunny / Dry

Silverstone GP
 Circuit Length = 3.1945 miles
 Start: 17:22 End: 17:42

MSA Formula Ford Championship of Great Britain
RACE 13 - ROUND 15 - SECTOR ANALYSIS

5 -	40.058 146.5	49.436 101.2	29.187 126.6	1:58.681					
77	Antti BURI	C Enigma Motorsport							
1 -	145.6	54.499 76.3	34.943 85.6	2:14.744	6 -	40.585 144.0	48.611 105.0	28.593 125.9	1:57.789
2 -	55.475 86.6	1:01.453 68.4	33.263 69.1	2:30.191	7 -	40.210 145.3	49.489 99.7	28.777 125.0	1:58.476
3 -	58.873 97.8	1:00.945 75.1	33.067 128.3	2:32.885	8 -	40.327 144.0	48.486 105.0	28.553 125.0	1:57.366
4 -	40.763 146.2	49.581 103.2	28.670 128.3	1:59.014	9 -	40.419 144.3	50.373 100.6	29.394 128.3	2:00.186
5 -	40.200 148.1	49.782 102.6	29.203 125.0	1:59.185					

Weather / Track : Sunny / Dry

Silverstone GP
 Circuit Length = 3.1945 miles
 Start: 17:22 End: 17:42

MSA Formula Ford Championship of Great Britain
RACE 13 - ROUND 15 - BEST SECTOR TIMES

SECTOR 1				SECTOR 2				SECTOR 3				IDEAL / BEST COMPARISON			
POS	NO	NAME	TIME	NO	NAME	TIME	NO	NAME	TIME	POS	NO	NAME	IDEAL	BEST	DIFF
1	3	BERNSTORFF	39.733	3	BERNSTORFF	48.327	28	ELLINAS	28.466	1	3	BERNSTORFF	1:56.714	1:56.984	0.270
2	27	CAMMISH	39.804	77	BURI	48.486	1	PYE	28.480	2	0	HILL	1:57.068	1:57.273	0.205
3	28	ELLINAS	39.858	0	HILL	48.492	22	MALVERN	28.495	3	27	CAMMISH	1:57.070	1:57.473	0.403
4	22	MALVERN	40.005	55	SCHOTHORST	48.557	0	HILL	28.550	4	22	MALVERN	1:57.094	1:57.435	0.341
5	26	TUCKER	40.015	22	MALVERN	48.594	77	BURI	28.553	5	28	ELLINAS	1:57.116	1:57.708	0.592
6	2	SLAGHEKKE	40.023	27	CAMMISH	48.611	56	VAN DER WALT	28.639	6	1	PYE	1:57.201	1:57.787	0.586
7	0	HILL	40.026	1	PYE	48.681	3	BERNSTORFF	28.654	7	77	BURI	1:57.239	1:57.366	0.127
8	1	PYE	40.040	28	ELLINAS	48.792	27	CAMMISH	28.655	8	55	SCHOTHORST	1:57.380	1:57.390	0.010
9	60	COOK	40.058	26	TUCKER	48.846	26	TUCKER	28.677	9	26	TUCKER	1:57.538	1:57.574	0.036
10	55	SCHOTHORST	40.122	19	DE ZILLE	48.988	55	SCHOTHORST	28.701	10	2	SLAGHEKKE	1:57.893	1:58.080	0.187
11	7	ANTTILA	40.148	2	SLAGHEKKE	49.079	7	ANTTILA	28.739	11	7	ANTTILA	1:58.033	1:58.189	0.156
12	77	BURI	40.200	42	MINGAY	49.127	2	SLAGHEKKE	28.791	12	19	DE ZILLE	1:58.229	1:58.424	0.195
13	19	DE ZILLE	40.321	7	ANTTILA	49.146	57	HOLMES	28.845	13	60	COOK	1:58.271	1:58.681	0.410
14	13	LAYAC	40.644	13	LAYAC	49.162	60	COOK	28.858	14	56	VAN DER WALT	1:58.587	1:58.941	0.354
15	21	O'NEILL	40.644	56	VAN DER WALT	49.270	19	DE ZILLE	28.920	15	42	MINGAY	1:58.819	1:59.352	0.533
16	56	VAN DER WALT	40.678	60	COOK	49.355	42	MINGAY	28.995	16	13	LAYAC	1:58.841	1:59.243	0.402
17	42	MINGAY	40.697	21	O'NEILL	49.409	13	LAYAC	29.035	17	21	O'NEILL	1:59.207	1:59.715	0.508
18	57	HOLMES	40.834	57	HOLMES	49.580	21	O'NEILL	29.154	18	57	HOLMES	1:59.259	1:59.591	0.332
												Perfect Lap		1:56.526	

Weather / Track : Sunny / Dry

Silverstone GP
 Circuit Length = 3.1945 miles
 Start: 17:22 End: 17:42

MSA Formula Ford Championship of Great Britain
RACE 13 - ROUND 15 - SPEED TRAPS

SECTOR 1				SECTOR 2			FINISH LINE			
POS	NO	NAME	MPH	NO	NAME	MPH	NO	NAME	MPH	
1	77	Antti BURI	148.1	2	Jeroen SLAGHEKKE	108.8	28	Tio ELLINAS	128.8	
2	22	Scott MALVERN	146.8	27	Daniel CAMMISH	108.2	77	Antti BURI	128.3	
3	26	James TUCKER	146.5	0	Josh HILL	107.9	26	James TUCKER	128.1	
4	28	Tio ELLINAS	146.5	28	Tio ELLINAS	107.5	27	Daniel CAMMISH	128.1	
5	60	Jake COOK	146.5	55	Pieter SCHOTHORST	107.5	1	Scott PYE	127.6	
6	7	Jesse ANTTILA	145.9	22	Scott MALVERN	107.4	22	Scott MALVERN	127.3	
7	19	Dan DE ZILLE	145.9	1	Scott PYE	107.2	60	Jake COOK	127.3	
8	27	Daniel CAMMISH	145.9	60	Jake COOK	107.2	2	Jeroen SLAGHEKKE	127.1	
9	1	Scott PYE	145.6	21	Cormac O'NEILL	107.0	3	Emil BERNSTORFF	127.1	
10	56	Ernie VAN DER WALT	145.3	19	Dan DE ZILLE	106.9	0	Josh HILL	126.6	
11	3	Emil BERNSTORFF	144.9	3	Emil BERNSTORFF	105.4	19	Dan DE ZILLE	126.6	
12	42	Tristan MINGAY	144.6	77	Antti BURI	105.0	7	Jesse ANTTILA	126.4	
13	55	Pieter SCHOTHORST	144.6	42	Tristan MINGAY	104.7	55	Pieter SCHOTHORST	126.4	
14	2	Jeroen SLAGHEKKE	144.3	56	Ernie VAN DER WALT	104.4	13	Philippe LAYAC	126.1	
15	57	Chris HOLMES	143.7	26	James TUCKER	103.6	57	Chris HOLMES	125.7	
16	0	Josh HILL	143.1	13	Philippe LAYAC	102.5	56	Ernie VAN DER WALT	125.4	
17	13	Philippe LAYAC	142.5	7	Jesse ANTTILA	102.3	21	Cormac O'NEILL	125.0	
18	21	Cormac O'NEILL	142.5	57	Chris HOLMES	102.3	42	Tristan MINGAY	124.0	

Weather / Track : Sunny / Dry

Silverstone GP
 Circuit Length = 3.1945 miles
 Start: 17:22 End: 17:42

MSA Formula Ford Championship of Great Britain

RACE 13 - ROUND 15 - POSITION CHART

No	Name	Laps Pos	1	2	3	4	5	6	7	8	9
			0	Josh HILL	1	0	0	0	0	27	27
1	Scott PYE	2	1	1	1	1	0	0	22	1	1
27	Daniel CAMMISH	3	27	27	27	27	1	1	1	22	3
28	Tio ELLINAS	4	28	28	28	28	22	22	27	27	22
22	Scott MALVERN	5	22	22	22	22	28	28	3	3	27
26	James TUCKER	6	26	26	26	3	3	3	28	28	28
3	Emil BERNSTORFF	7	3	3	3	26	26	26	77	77	26
77	Antti BURI	8	77	77	77	77	77	77	26	26	77
60	Jake COOK	9	60	60	60	60	60	60	7	7	7
7	Jesse ANTTILA	10	7	7	7	7	7	7	2	2	2
2	Jeroen SLAGHEKK	11	2	2	2	2	2	2	60	60	55
19	Dan DE ZILLE	12	19	19	19	19	19	19	19	19	19
21	Cormac O'NEILL	13	21	21	21	21	21	55	55	55	60
56	Ernie VAN DER W	14	56	56	56	56	55	21	56	56	56
13	Philippe LAYAC	15	13	13	13	55	56	13	21	21	42
57	Chris HOLMES	16	57	57	57	13	13	56	13	42	13
55	Pieter SCHOTHOR	17	55	55	55	57	57	57	57	13	21
42	Tristan MINGAY	18	42	42	42	42	42	42	42	57	57

Weather / Track : Sunny / Dry

Silverstone GP
Circuit Length = 3.1945 miles
Start: 17:22 End: 17:42