



DUNLOP MSA FORMULA FORD CHAMPIONSHIP OF GB

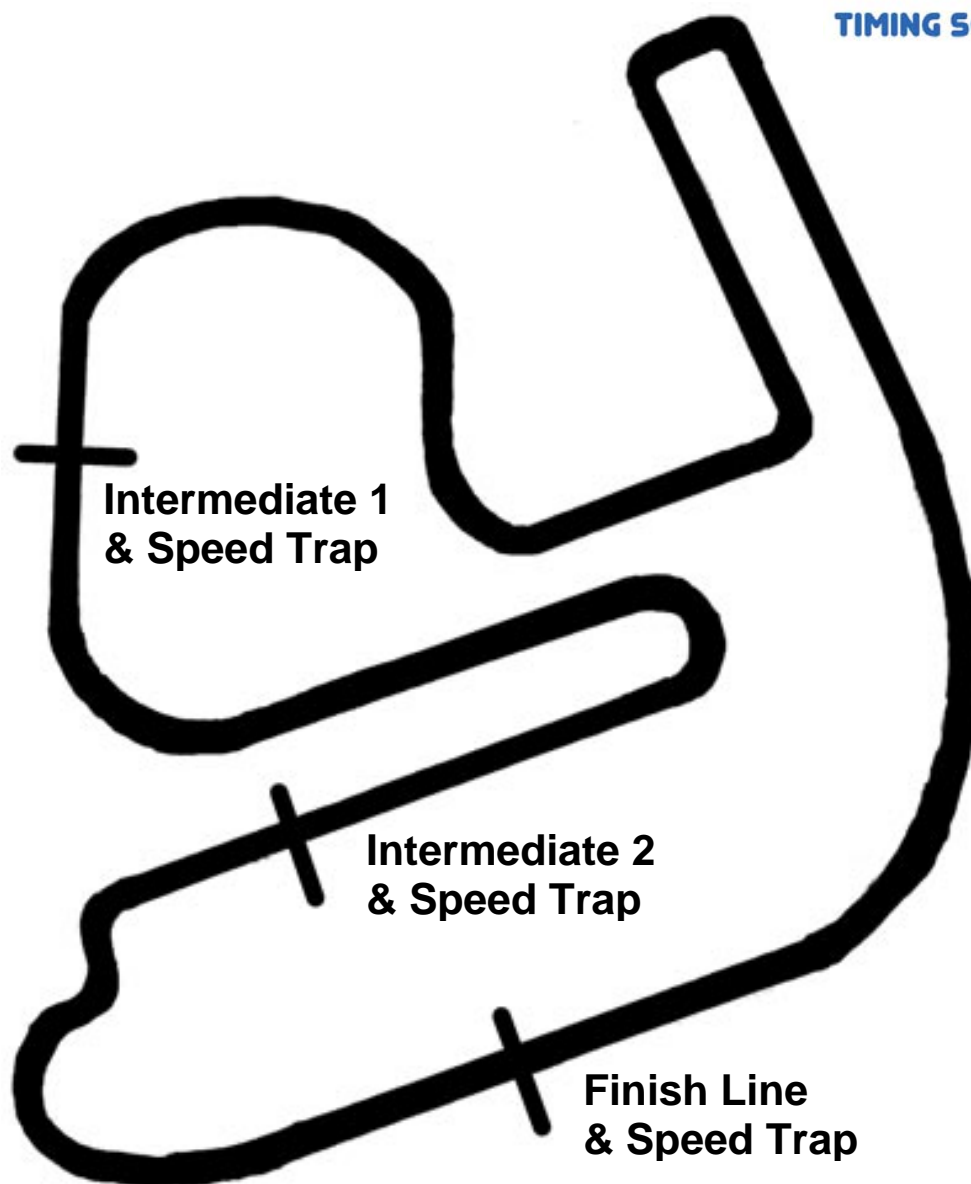
Round 11 & 12
Rockingham International Sportscar

17th & 18th July 2010



Results Provided by Timing Solutions Ltd
www.tsl-timing.com

ROCKINGHAM INTERNATIONAL SUPER SPORTS CAR CIRCUIT



Circuit Length:	1.9400 miles / 3122.1 metres
Intermediate 1:	1,718 metres
Intermediate 2:	2,524 metres
Pit In:	2,977 metres
Pit Out:	162 metres after Finish Line
Pit In – Pit Out	316 metres, @ 60kph = 18.9 seconds, @ 80kph = 14.2 seconds

Dunlop MSA Formula Ford Championship of Great Britain QUALIFYING - RACE 3 - ROUND 11 - CLASSIFICATION

POS	NO	CL	DRIVER / TEAM	CAR	TIME	ON	LAPS	GAP	DIFF	MPH
1	28	C	Tio ELLINAS (CYP) JTR	Mygale SJ09	1:20.616	11	14			86.63
2	1	C	Scott PYE (AUS) Jamun Racing	Mygale SJ10	1:20.762	8	14	0.146	0.146	86.47
3	77	C	Antti BURI (FIN) Enigma Motorsport	Mygale SJ08	1:21.052	14	14	0.436	0.290	86.16
4	19	C	Dan DE ZILLE (JEY) Minister International	Mygale SJ10	1:21.149	12	14	0.533	0.097	86.06
5	22	C	Scott MALVERN (GBR) Cliff Dempsey Racing	Ray GR 10	1:21.253	11	14	0.637	0.104	85.95
6	27	C	Daniel CAMMISH (GBR) JTR	Mygale SJ09	1:21.316	11	13	0.700	0.063	85.88
7	60	C	Jake COOK (GBR) Getem Racing	Mygale SJ07	1:21.500	12	13	0.884	0.184	85.69
8	0	C	Josh HILL (GBR) Jamun Racing	Mygale SJ10	1:21.579	7	14	0.963	0.079	85.60
9	3	C	Emil BERNSTORFF (DEN) Jamun Racing	Mygale SJ10	1:21.590	7	12	0.974	0.011	85.59
10	2	C	Jeroen SLAGHEKKE (NED) Jamun Racing	Mygale SJ10	1:21.994	13	13	1.378	0.404	85.17
11	26	C	James TUCKER (GBR) JTR	Mygale SJ09	1:21.995	14	14	1.379	0.001	85.17
12	54	G	Nathan FREKE (GBR) Century Motorsport	Juno JA2010	1:22.149	10	13	1.533	0.154	85.01
13	24	C	Zaamin JAFFER (IND) Raysport/Circuit Design	Ray GR 10	1:22.729	10	13	2.113	0.580	84.41
14	17	S	Luke WILLIAMS (GBR) Luke Williams Racing	Juno JA09	1:23.317	7	13	2.701	0.588	83.82
15	42	S	Tristan MINGAY (GBR) Raysport	Ray GR 09	1:23.323	7	7	2.707	0.006	83.81
16	44	C	Mark HARPER (GBR) Harkesport	Mygale SJ09	1:24.509	13	13	3.893	1.186	82.64
17	21	C	Cormac O'NEILL (IRL) Cliff Dempsey Racing	Ray GR 08	1:28.232	2	2	7.616	3.723	79.15
18	43	S	Ashley GRANT (GBR) Harkesport	Mygale SJ09	1:29.595	11	11	8.979	1.363	77.95

Weather / Track : Cloudy / Dry

These results are provisional until the conclusion of any judicial and technical matters.

Circuit Length = 1.9400 miles

Start: 11:36 End: 12:00

Clerk of Course :

Timekeeper :

Dunlop MSA Formula Ford Championship of Great Britain QUALIFYING - RACE 7 - ROUND 12 - 2ND FASTEST CLASSIFICATION

POS	NO	CL	DRIVER / TEAM	CAR	TIME	ON	LAPS	GAP	DIFF	MPH
1	28	C	Tio ELLINAS (CYP) JTR	Mygale SJ09	1:20.700	12	14			86.54
2	1	C	Scott PYE (AUS) Jamun Racing	Mygale SJ10	1:20.916	5	14	0.216	0.216	86.31
3	77	C	Antti BURI (FIN) Enigma Motorsport	Mygale SJ08	1:21.215	8	14	0.515	0.299	85.99
4	22	C	Scott MALVERN (GBR) Cliff Dempsey Racing	Ray GR 10	1:21.312	6	14	0.612	0.097	85.89
5	19	C	Dan DE ZILLE (JEY) Minister International	Mygale SJ10	1:21.313	13	14	0.613	0.001	85.88
6	27	C	Daniel CAMMISH (GBR) JTR	Mygale SJ09	1:21.551	13	13	0.851	0.238	85.63
7	0	C	Josh HILL (GBR) Jamun Racing	Mygale SJ10	1:21.655	8	14	0.955	0.104	85.52
8	3	C	Emil BERNSTORFF (DEN) Jamun Racing	Mygale SJ10	1:21.725	10	12	1.025	0.070	85.45
9	26	C	James TUCKER (GBR) JTR	Mygale SJ09	1:22.046	11	14	1.346	0.321	85.12
10	60	C	Jake COOK (GBR) Getem Racing	Mygale SJ07	1:22.052	6	13	1.352	0.006	85.11
11	2	C	Jeroen SLAGHEKKE (NED) Jamun Racing	Mygale SJ10	1:22.180	12	13	1.480	0.128	84.98
12	54	G	Nathan FREKE (GBR) Century Motorsport	Juno JA2010	1:22.316	12	13	1.616	0.136	84.84
13	24	C	Zaamin JAFFER (IND) Raysport/Circuit Design	Ray GR 10	1:22.870	9	13	2.170	0.554	84.27
14	42	S	Tristan MINGAY (GBR) Raysport	Ray GR 09	1:23.491	6	7	2.791	0.621	83.64
15	17	S	Luke WILLIAMS (GBR) Luke Williams Racing	Juno JA09	1:23.552	13	13	2.852	0.061	83.58
16	44	C	Mark HARPER (GBR) Harkesport	Mygale SJ09	1:24.597	11	13	3.897	1.045	82.55
17	43	S	Ashley GRANT (GBR) Harkesport	Mygale SJ09	1:29.861	10	11	9.161	5.264	77.71
18	21	C	Cormac O'NEILL (IRL) Cliff Dempsey Racing	Ray GR 08		0	2			

Weather / Track : Cloudy / Dry

These results are provisional until the conclusion of any judicial and technical matters.

Circuit Length = 1.9400 miles

Start: 11:36 End: 12:00

Clerk of Course :

Timekeeper :

Dunlop MSA Formula Ford Championship of Great Britain
QUALIFYING - RACE 3 - ROUND 11 - SECTOR ANALYSIS

0	Josh HILL C Jamun Racing									
1-	Out 74.5	28.832 67.4	19.167 108.4	1:45.520	8-	42.900 98.5	21.993 105.5	16.762 113.2	1:21.655	
2-	48.521 99.0	23.010 104.4	17.440 112.0	1:28.971	9-	5:03.735 100.9	22.325 104.0	16.961 112.4	5:43.021	
3-	45.270 102.1	22.245 105.5	17.140 113.7	1:24.655	10-	43.225 100.8	22.098 105.0	17.128 112.6	1:22.451	
4-	43.471 100.9	22.340 105.0	16.939 113.5	1:22.750	11-	43.475 101.2	22.110 104.9	17.003 113.0	1:22.588	
5-	43.390 101.7	21.968 104.9	16.968 113.4	1:22.326	12-	43.288 100.8	22.153 104.7	17.036 112.8	1:22.477	
6-	43.226 99.3	22.125 105.7	16.815 113.7	1:22.166	13-	43.133 101.1	22.252 104.7	17.131 112.6	1:22.516	
7-	42.811 101.4	22.086 102.3	16.682 113.2	1:21.579	14-	44.021 99.3	22.759 98.3	In	1:20.022 P	
1	Scott PYE C Jamun Racing									
1-	Out 70.9	28.829 65.7	19.799 93.2	1:46.073	8-	42.372 102.5	21.820 105.8	16.570 113.0	1:20.762	
2-	48.274 100.0	22.560 104.0	17.027 112.2	1:27.861	9-	4:18.374 102.8	22.030 104.9	16.763 112.0	4:57.167	
3-	43.098 102.3	21.862 105.5	16.751 113.2	1:21.711	10-	42.699 102.6	21.746 105.0	16.593 112.4	1:21.038	
4-	42.691 102.1	21.845 105.4	16.700 112.4	1:21.236	11-	42.757 102.8	21.748 105.5	16.642 112.8	1:21.147	
5-	42.539 102.8	21.786 105.5	16.591 113.4	1:20.916	12-	42.653 102.6	21.857 105.7	16.554 113.2	1:21.064	
6-	43.312 91.7	22.375 98.3	16.639 113.7	1:22.326	13-	42.530 102.8	21.995 104.9	16.647 113.2	1:21.172	
7-	42.662 102.8	21.988 105.8	16.675 113.5	1:21.325	14-	42.734 101.4	22.316 104.9	16.774 112.6	1:21.824	
2	Jeroen SLAGHEKKE C Jamun Racing									
1-	Out 70.1	30.583 60.6	23.369 107.0	1:54.567	8-	5:26.628 100.6	22.251 104.7	17.327 109.7	6:06.206	
2-	48.992 95.5	23.277 101.8	17.616 109.7	1:29.885	9-	43.278 99.7	22.082 103.9	16.963 110.6	1:22.323	
3-	44.249 100.5	22.637 104.0	17.216 110.9	1:24.102	10-	43.339 100.2	22.018 104.5	16.880 111.1	1:22.237	
4-	43.448 101.8	22.236 103.7	16.993 111.1	1:22.677	11-	43.090 101.2	22.182 104.7	16.979 111.1	1:22.251	
5-	43.391 100.5	22.326 104.0	17.157 110.7	1:22.874	12-	43.063 101.4	22.115 104.2	17.002 110.7	1:22.180	
6-	43.593 100.5	22.175 104.0	17.049 110.9	1:22.817	13-	43.052 100.3	22.058 104.9	16.884 110.9	1:21.994	
7-	43.311 100.8	22.222 104.5	16.904 108.2	1:22.437						
3	Emil BERNSTORFF C Jamun Racing									
1-	Out 82.3	27.345 80.8	19.415 101.7	1:45.356	7-	42.742 102.6	22.139 104.0	16.709 112.8	1:21.590	
2-	51.130 80.7	25.340 99.6	18.110 110.2	1:34.580	8-	6:50.699 89.1	23.148 102.9	17.355 111.1	7:31.202	
3-	44.517 97.1	23.672 102.6	17.034 112.0	1:25.223	9-	43.336 97.5	22.255 104.9	16.708 112.4	1:22.299	
4-	43.174 101.8	22.352 103.2	16.915 112.6	1:22.441	10-	42.826 102.8	22.225 104.4	16.674 112.8	1:21.725	
5-	43.245 101.7	22.285 103.6	16.814 112.2	1:22.344	11-	42.792 102.5	22.127 104.4	16.851 112.8	1:21.770	
6-	42.925 101.7	22.233 103.9	16.852 112.8	1:22.010	12-	42.809 101.4	22.269 104.5	16.900 112.0	1:21.978	
17	Luke WILLIAMS S Luke Williams Racing									
1-	Out 92.8	24.528 88.4	19.996 110.6	1:38.634	8-	5:19.447 100.5	22.708 105.4	16.961 111.7	5:59.116	
2-	46.138 99.7	23.106 104.4	17.620 110.9	1:26.864	9-	43.663 102.5	33.240 74.3	19.295 109.1	1:36.198	
3-	45.524 100.5	22.948 104.7	17.263 112.0	1:25.735	10-	44.487 101.2	23.013 104.2	17.335 111.3	1:24.835	
4-	44.465 101.1	22.868 104.2	17.095 111.8	1:24.428	11-	44.041 69.5	44.304 87.7	18.402 110.0	1:46.747	
5-	43.633 102.0	23.482 99.0	17.894 111.5	1:25.009	12-	44.147 101.2	22.586 104.7	17.172 111.5	1:23.905	
6-	43.980 102.3	22.612 104.9	17.175 111.7	1:23.767	13-	43.791 101.4	22.579 104.9	17.182 111.7	1:23.552	
7-	43.654 101.8	22.583 103.6	17.080 110.7	1:23.317						
19	Dan DE ZILLE C Minister International									
1-	Out 88.3	25.042 90.4	18.621 108.2	1:38.623	8-	42.693 103.4	22.002 104.4	16.639 112.0	1:21.334	
2-	47.451 95.6	23.051 102.5	17.575 111.3	1:28.077	9-	4:14.664 99.7	22.304 104.5	16.814 111.7	4:53.782	
3-	43.436 102.1	22.334 104.5	17.096 111.7	1:22.866	10-	42.924 103.2	21.996 104.4	16.664 112.0	1:21.584	
4-	48.887 97.5	22.736 105.0	16.928 111.8	1:28.551	11-	42.738 102.3	21.930 105.4	16.725 112.4	1:21.393	
5-	43.095 103.4	22.072 104.9	16.829 112.2	1:21.996	12-	42.514 102.9	22.025 104.5	16.610 112.6	1:21.149	
6-	42.925 102.3	22.050 104.9	16.744 112.8	1:21.719	13-	42.556 102.9	22.053 104.9	16.704 112.6	1:21.313	
7-	42.864 103.1	21.981 104.9	16.644 112.6	1:21.489	14-	42.950 101.8	22.087 105.0	16.756 111.8	1:21.793	
21	Cormac O'NEILL C Cliff Dempsey Racing									
1-	Out 90.8	24.847 81.1	21.791 109.8	1:41.624	2-	47.579 97.7	23.085 103.9	17.568 112.8	1:28.232	
22	Scott MALVERN C Cliff Dempsey Racing									
1-	Out 91.7	25.059 75.0	18.191 110.7	1:38.351	8-	42.745 101.2	22.150 103.6	17.794 113.5	1:22.689	
2-	44.926 95.7	22.640 105.0	17.099 113.0	1:24.665	9-	4:02.220 96.3	22.148 103.4	16.807 111.5	4:41.175	
3-	43.553 100.8	22.177 105.0	16.762 112.8	1:22.492	10-	42.999 102.1	22.017 103.7	16.678 111.8	1:21.694	
4-	43.017 102.8	22.254 103.9	16.562 113.5	1:21.833	11-	42.706 102.8	21.947 104.0	16.600 111.8	1:21.253	

Weather / Track : Cloudy / Dry

Circuit Length = 1.9400 miles
 Start: 11:36 End: 12:00

Dunlop MSA Formula Ford Championship of Great Britain

QUALIFYING - RACE 3 - ROUND 11 - SECTOR ANALYSIS

5 -	42.709	102.0	22.022	103.6	16.739	112.4	1:21.470	12 -	44.098	102.9	22.197	104.5	16.749	112.0	1:23.044
6 -	42.725	102.5	22.034	103.2	16.553	112.6	1:21.312	13 -	42.732	103.9	22.275	104.4	16.863	113.2	1:21.870
7 -	42.798	103.1	22.012	103.6	16.603	112.4	1:21.413	14 -	42.654	102.5	22.201	104.2	16.924	111.5	1:21.779
24	Zaamin JAFFER		C Raysport/Circuit Design												
1 -	Out	86.9	26.530	84.6	18.618	100.0	1:40.832	8 -	4:47.096	98.7	23.126	104.0	17.270	112.2	5:27.492
2 -	48.661	96.4	23.151	102.8	17.660	109.8	1:29.472	9 -	43.732	101.1	22.274	103.9	16.864	112.8	1:22.870
3 -	45.132	100.5	22.864	103.6	17.127	110.6	1:25.123	10 -	43.422	100.8	22.352	103.7	16.955	110.9	1:22.729
4 -	59.706	99.3	23.088	102.5	17.397	110.4	1:40.191	11 -	43.915	100.9	22.343	103.6	16.794	111.5	1:23.052
5 -	43.902	100.5	22.689	103.4	16.994	110.6	1:23.585	12 -	43.695	99.4	22.615	96.4	17.398	111.8	1:23.708
6 -	43.847	100.5	22.514	102.8	17.162	111.1	1:23.523	13 -	43.441	101.1	23.161	104.7	17.349	111.3	1:23.951
7 -	43.840	100.5	22.619	102.3	16.994	110.7	1:23.453								
26	James TUCKER		C JTR												
1 -	Out	90.6	26.472	83.2	19.121	109.8	1:40.812	8 -	43.305	100.0	22.388	104.9	16.921	109.8	1:22.614
2 -	47.446	91.1	23.404	104.5	17.614	112.6	1:28.464	9 -	4:09.746	97.1	22.549	105.5	16.869	112.8	4:49.164
3 -	44.421	101.1	22.462	105.2	17.227	112.8	1:24.110	10 -	43.431	102.3	22.288	104.0	16.743	112.8	1:22.462
4 -	43.791	100.9	22.347	105.5	17.040	113.4	1:23.178	11 -	43.050	101.5	22.243	105.5	16.753	112.6	1:22.046
5 -	43.473	99.1	22.224	105.2	16.987	112.8	1:22.684	12 -	44.234	99.7	22.294	105.2	17.042	112.4	1:23.570
6 -	43.523	101.4	22.226	104.9	16.901	112.8	1:22.650	13 -	43.447	101.5	22.205	105.2	16.908	112.4	1:22.560
7 -	43.215	101.7	22.337	104.7	16.848	112.6	1:22.400	14 -	43.029	100.8	22.179	105.5	16.787	112.2	1:21.995
27	Daniel CAMMISH		C JTR												
1 -	Out	89.7	26.599	87.4	18.679	111.8	1:40.902	8 -	42.710	101.8	22.084	104.4	16.848	112.4	1:21.642
2 -	44.928	101.7	22.252	104.7	17.034	112.6	1:24.214	9 -	5:24.024	98.8	22.851	105.4	16.955	113.2	6:03.830
3 -	43.410	102.0	22.142	104.9	16.887	112.8	1:22.439	10 -	42.836	102.1	22.016	104.9	16.758	112.0	1:21.610
4 -	43.041	101.4	24.290	103.2	16.872	112.2	1:24.203	11 -	42.642	101.1	21.909	105.2	16.765	112.8	1:21.316
5 -	42.848	101.7	21.958	104.9	16.864	112.6	1:21.670	12 -	42.751	102.5	22.048	105.0	16.986	114.3	1:21.785
6 -	42.874	101.5	26.516	103.1	16.956	113.0	1:26.346	13 -	42.647	101.4	22.078	105.5	16.826	112.6	1:21.551
7 -	42.836	102.3	22.114	104.7	16.732	113.9	1:21.682								
28	Tio ELLINAS		C JTR												
1 -	Out	84.3	27.404	75.8	19.842	110.6	1:43.825	8 -	42.560	102.3	21.830	104.7	16.577	113.0	1:20.967
2 -	47.126	99.0	22.908	104.5	16.990	112.4	1:27.024	9 -	4:14.036	84.6	22.745	102.9	17.646	112.4	4:54.427
3 -	43.050	103.1	22.138	104.2	16.754	112.8	1:21.942	10 -	42.659	100.5	21.987	105.0	16.634	112.8	1:21.280
4 -	42.936	101.5	22.004	104.5	16.822	112.4	1:21.762	11 -	42.328	102.8	21.846	105.5	16.442	113.2	1:20.616
5 -	42.680	102.8	21.896	105.0	16.602	112.6	1:21.178	12 -	42.200	102.8	21.837	105.2	16.663	112.6	1:20.700
6 -	42.762	101.1	21.828	105.2	16.861	112.0	1:21.451	13 -	42.618	102.9	23.190	103.6	16.671	112.4	1:22.479
7 -	42.490	102.9	21.838	104.5	16.670	113.0	1:20.998	14 -	45.176	101.4	21.916	106.5	16.731	113.7	1:23.823
42	Tristan MINGAY		S Raysport												
1 -	Out	85.3	34.110	94.4	18.237	109.8	1:48.414	5 -	43.986	100.5	22.637	102.9	17.196	109.8	1:23.819
2 -	47.168	97.7	24.437	102.0	17.501	110.4	1:29.106	6 -	43.825	100.6	22.592	102.8	17.074	110.6	1:23.491
3 -	44.774	99.6	23.048	103.2	17.215	111.1	1:25.037	7 -	43.883	100.5	22.562	102.9	16.878	110.4	1:23.323
4 -	43.898	99.3	22.938	102.5	17.070	110.9	1:23.906								
43	Ashley GRANT		S Harkesport												
1 -	Out	73.4	28.033	79.2	19.987	102.9	1:52.152	7 -	6:12.808	83.1	25.536	98.3	19.049	105.5	6:57.393
2 -	52.914	83.3	33.914	85.9	20.161	103.4	1:46.989	8 -	48.411	83.2	24.913	100.2	19.086	106.0	1:32.410
3 -	50.577	84.8	25.407	98.7	19.210	103.9	1:35.194	9 -	47.801	85.2	24.523	99.9	18.183	105.3	1:30.507
4 -	49.999	86.1	25.237	98.5	18.918	104.0	1:34.154	10 -	47.172	85.7	24.437	98.8	18.252	106.9	1:29.861
5 -	51.168	85.1	25.207	98.5	19.129	105.8	1:35.504	11 -	47.503	89.4	24.093	102.0	17.999	106.0	1:29.595
6 -	48.898	84.3	25.009	97.8	18.271	106.3	1:32.178								
44	Mark HARPER		C Harkesport												
1 -	Out	72.2	27.884	84.3	20.048	105.0	1:55.335	8 -	4:50.049	94.5	23.483	100.6	18.293	107.0	5:31.825
2 -	50.818	90.0	25.172	94.5	19.120	107.0	1:35.110	9 -	44.876	99.1	22.844	101.2	17.448	109.3	1:25.168
3 -	48.245	93.7	23.954	100.8	18.221	106.7	1:30.420	10 -	44.555	96.6	22.992	100.0	17.509	107.5	1:25.056
4 -	46.185	96.7	23.187	100.5	17.712	109.1	1:27.084	11 -	44.089	99.1	23.193	102.6	17.315	109.5	1:24.597
5 -	44.736	98.8	23.045	100.8	17.384	109.3	1:25.165	12 -	43.873	99.6	22.793	100.2	18.826	107.4	1:25.492
6 -	44.903	97.3	23.089	99.7	17.389	110.0	1:25.381	13 -	44.343	98.0	22.876	100.9	17.290	108.9	1:24.509
7 -	46.576	72.9	25.500	92.2	17.975	107.9	1:30.051								

Weather / Track : Cloudy / Dry

Circuit Length = 1.9400 miles
Start: 11:36 End: 12:00

Dunlop MSA Formula Ford Championship of Great Britain
QUALIFYING - RACE 3 - ROUND 11 - SECTOR ANALYSIS

54		Nathan FREKE				G Century Motorsport								
1 -	Out 89.7	24.379	88.9	19.457	108.2	1:38.609	8 -	5:25.924	99.9	22.561	104.4	16.929	110.2	6:05.414
2 -	46.108 97.5	22.849	103.9	17.356	110.4	1:26.313	9 -	43.631	101.7	22.204	104.0	16.768	110.6	1:22.603
3 -	46.739 98.0	22.675	104.0	16.970	110.9	1:26.384	10 -	43.254	101.7	22.155	104.7	16.740	110.9	1:22.149
4 -	43.821 100.6	22.447	104.2	16.850	111.3	1:23.118	11 -	43.358	100.6	22.255	104.4	16.720	111.1	1:22.333
5 -	43.412 100.2	22.402	103.9	16.795	110.4	1:22.609	12 -	43.302	101.7	22.203	104.2	16.811	111.5	1:22.316
6 -	43.384 101.7	22.271	103.9	16.785	110.9	1:22.440	13 -	43.403	101.1	22.237	105.0	16.745	110.4	1:22.385
7 -	43.351 100.5	22.336	104.0	16.708	111.1	1:22.395								
60		Jake COOK				C Getem Racing								
1 -	Out 92.2	25.424	98.4	18.125	111.1	1:34.774	8 -	5:16.170	100.8	22.249	105.0	17.270	112.2	5:55.689
2 -	44.439 97.4	22.808	103.4	17.234	112.4	1:24.481	9 -	43.040	101.8	22.306	102.3	16.752	112.4	1:22.098
3 -	44.676 100.6	22.178	104.5	16.999	112.6	1:23.853	10 -	49.672	100.0	22.112	104.7	17.094	112.6	1:28.878
4 -	43.671 97.8	22.623	102.3	16.745	111.1	1:23.039	11 -	43.080	101.4	22.198	104.4	16.870	113.7	1:22.148
5 -	43.732 101.7	21.978	104.5	16.767	112.2	1:22.477	12 -	42.778	101.7	21.982	105.2	16.740	112.2	1:21.500
6 -	43.036 101.4	22.215	103.9	16.801	112.6	1:22.052	13 -	43.462	102.3	22.056	104.5	16.861	112.6	1:22.379
7 -	43.396 102.6	22.033	103.7	16.806	112.8	1:22.235								
77		Antti BURI				C Enigma Motorsport								
1 -	Out 80.9	26.641	81.2	18.598	109.8	1:39.019	8 -	42.502	102.8	22.105	105.4	16.608	113.0	1:21.215
2 -	46.883 94.9	22.768	104.0	16.983	113.4	1:26.634	9 -	4:46.770	98.3	22.659	103.9	16.758	111.7	5:26.187
3 -	43.434 102.3	22.190	105.0	16.737	112.6	1:22.361	10 -	42.941	100.6	21.927	104.5	16.657	112.6	1:21.525
4 -	42.954 101.2	22.563	103.6	16.596	113.0	1:22.113	11 -	42.688	102.0	21.990	104.9	16.675	112.4	1:21.353
5 -	42.768 100.8	22.652	105.0	16.843	113.9	1:22.263	12 -	42.648	102.3	22.113	105.0	16.507	113.0	1:21.268
6 -	42.923 102.8	21.969	105.8	16.470	113.9	1:21.362	13 -	42.933	102.0	22.055	103.9	16.518	112.4	1:21.506
7 -	42.895 102.8	22.399	104.7	16.517	112.6	1:21.811	14 -	42.591	102.6	21.935	104.7	16.526	111.1	1:21.052

Dunlop MSA Formula Ford Championship of Great Britain
QUALIFYING - RACE 3 - ROUND 11 - BEST SECTOR TIMES

SECTOR 1			SECTOR 2			SECTOR 3			IDEAL / BEST COMPARISON						
POS	NO	NAME	TIME	NO	NAME	TIME	NO	NAME	TIME	POS	NO	NAME	IDEAL	BEST	DIFF
1	28	ELLINAS	42.200	1	PYE	21.746	28	ELLINAS	16.442	1	28	ELLINAS	1:20.470	1:20.616	0.146
2	1	PYE	42.372	28	ELLINAS	21.828	77	BURI	16.470	2	1	PYE	1:20.672	1:20.762	0.090
3	77	BURI	42.502	27	CAMMISH	21.909	22	MALVERN	16.553	3	77	BURI	1:20.899	1:21.052	0.153
4	19	DE ZILLE	42.514	77	BURI	21.927	1	PYE	16.554	4	19	DE ZILLE	1:21.054	1:21.149	0.095
5	27	CAMMISH	42.642	19	DE ZILLE	21.930	19	DE ZILLE	16.610	5	22	MALVERN	1:21.154	1:21.253	0.099
6	22	MALVERN	42.654	22	MALVERN	21.947	3	BERNSTORFF	16.674	6	27	CAMMISH	1:21.283	1:21.316	0.033
7	3	BERNSTORFF	42.742	0	HILL	21.968	0	HILL	16.682	7	0	HILL	1:21.461	1:21.579	0.118
8	60	COOK	42.778	60	COOK	21.978	54	FREKE	16.708	8	60	COOK	1:21.496	1:21.500	0.004
9	0	HILL	42.811	2	SLAGHEKKE	22.018	27	CAMMISH	16.732	9	3	BERNSTORFF	1:21.535	1:21.590	0.055
10	26	TUCKER	43.029	3	BERNSTORFF	22.119	60	COOK	16.740	10	2	SLAGHEKKE	1:21.950	1:21.994	0.044
11	2	SLAGHEKKE	43.052	54	FREKE	22.155	26	TUCKER	16.743	11	26	TUCKER	1:21.951	1:21.995	0.044
12	54	FREKE	43.254	26	TUCKER	22.179	24	JAFFER	16.794	12	54	FREKE	1:22.117	1:22.149	0.032
13	24	JAFFER	43.422	24	JAFFER	22.274	42	MINGAY	16.878	13	24	JAFFER	1:22.490	1:22.729	0.239
14	17	WILLIAMS	43.633	17	WILLIAMS	22.517	2	SLAGHEKKE	16.880	14	17	WILLIAMS	1:23.111	1:23.317	0.206
15	42	MINGAY	43.825	42	MINGAY	22.562	17	WILLIAMS	16.961	15	42	MINGAY	1:23.265	1:23.323	0.058
16	44	HARPER	43.873	44	HARPER	22.793	44	HARPER	17.290	16	44	HARPER	1:23.956	1:24.509	0.553
17	21	O'NEILL	44.958	21	O'NEILL	23.085	21	O'NEILL	17.568	17	21	O'NEILL	1:25.611	1:28.232	2.621
18	43	GRANT	47.172	43	GRANT	24.093	43	GRANT	17.999	18	43	GRANT	1:29.264	1:29.595	0.331
												Perfect Lap		1:20.388	

Weather / Track : Cloudy / Dry

Circuit Length = 1.9400 miles
 Start: 11:36 End: 12:00

Dunlop MSA Formula Ford Championship of Great Britain
QUALIFYING - RACE 3 - ROUND 11 - SPEED TRAPS


SECTOR 1				SECTOR 2			FINISH LINE		
POS	NO	NAME	MPH	NO	NAME	MPH	NO	NAME	MPH
1	22	Scott MALVERN	103.9	28	Tio ELLINAS	106.5	27	Daniel CAMMISH	114.3
2	19	Dan DE ZILLE	103.4	1	Scott PYE	105.8	77	Antti BURI	113.9
3	28	Tio ELLINAS	103.1	77	Antti BURI	105.8	0	Josh HILL	113.7
4	1	Scott PYE	102.8	0	Josh HILL	105.7	1	Scott PYE	113.7
5	3	Emil BERNSTORFF	102.8	26	James TUCKER	105.5	28	Tio ELLINAS	113.7
6	77	Antti BURI	102.8	27	Daniel CAMMISH	105.5	60	Jake COOK	113.7
7	60	Jake COOK	102.6	17	Luke WILLIAMS	105.4	22	Scott MALVERN	113.5
8	17	Luke WILLIAMS	102.5	19	Dan DE ZILLE	105.4	26	James TUCKER	113.4
9	27	Daniel CAMMISH	102.5	60	Jake COOK	105.2	3	Emil BERNSTORFF	112.8
10	26	James TUCKER	102.3	22	Scott MALVERN	105.0	19	Dan DE ZILLE	112.8
11	0	Josh HILL	102.1	54	Nathan FREKE	105.0	21	Cormac O'NEILL	112.8
12	2	Jeroen SLAGHEKKE	101.8	2	Jeroen SLAGHEKKE	104.9	24	Zaamin JAFFER	112.8
13	54	Nathan FREKE	101.7	3	Emil BERNSTORFF	104.9	17	Luke WILLIAMS	112.0
14	24	Zaamin JAFFER	101.1	24	Zaamin JAFFER	104.7	54	Nathan FREKE	111.5
15	42	Tristan MINGAY	100.6	21	Cormac O'NEILL	103.9	2	Jeroen SLAGHEKKE	111.1
16	21	Cormac O'NEILL	100.0	42	Tristan MINGAY	103.2	42	Tristan MINGAY	111.1
17	44	Mark HARPER	99.6	44	Mark HARPER	102.6	44	Mark HARPER	110.0
18	43	Ashley GRANT	89.4	43	Ashley GRANT	102.0	43	Ashley GRANT	106.9

Weather / Track : Cloudy / Dry

Circuit Length = 1.9400 miles
 Start: 11:36 End: 12:00

Dunlop MSA Formula Ford Championship of Great Britain

RACE 3 - ROUND 11 - GRID

ROW 9	43 1:29.595 Ashley GRANT	21 1:28.232 Cormac O'NEILL
ROW 8	44 1:24.509 Mark HARPER	42 1:23.323 Tristan MINGAY
ROW 7	17 1:23.317 Luke WILLIAMS	24 1:22.729 Zaamin JAFFER
ROW 6	54 1:22.149 Nathan FREKE	26 1:21.995 James TUCKER
ROW 5	2 1:21.994 Jeroen SLAGHEKKE	3 1:21.590 Emil BERNSTORFF
ROW 4	0 1:21.579 Josh HILL	60 1:21.500 Jake COOK
ROW 3	27 1:21.316 Daniel CAMMISH	22 1:21.253 Scott MALVERN
ROW 2	19 1:21.149 Dan DE ZILLE	77 1:21.052 Antti BURI
ROW 1	1 1:20.762 Scott PYE	28 1:20.616 Tio ELLINAS
Pole		
		


Circuit Length = 1.9400 miles

These results are provisional until the conclusion of any judicial and technical matters.

Clerk of Course :		Timekeeper :

Dunlop MSA Formula Ford Championship of Great Britain

RACE 7 - ROUND 12 - GRID

ROW 9	21 Cormac O'NEILL	1:29.861	43 Ashley GRANT
ROW 8	44 Mark HARPER	1:23.552	17 Luke WILLIAMS
ROW 7	42 Tristan MINGAY	1:22.870	24 Zaamin JAFFER
ROW 6	54 Nathan FREKE	1:22.180	2 Jeroen SLAGHEKKE
ROW 5	60 Jake COOK	1:22.046	26 James TUCKER
ROW 4	3 Emil BERNSTORFF	1:21.655	0 Josh HILL
ROW 3	27 Daniel CAMMISH	1:21.313	19 Dan DE ZILLE
ROW 2	22 Scott MALVERN	1:21.215	77 Antti BURI
ROW 1	1 Scott PYE	1:20.700	28 Tio ELLINAS
Pole			
			

Circuit Length = 1.9400 miles

These results are provisional until the conclusion of any judicial and technical matters.

Clerk of Course :		Timekeeper :
-------------------	--	--------------

Dunlop MSA Formula Ford Championship of Great Britain RACE 3 - ROUND 11 - CLASSIFICATION

POS	NO	CL	DRIVER / TEAM	CAR	LAPS	TIME	GAP	DIFF	MPH	BEST	ON
1	28	C	Tio ELLINAS (CYP) JTR	Mygale SJ09	14	19:05.359			85.36	1:21.058	7
2	77	C	Antti BURI (FIN) Enigma Motorsport	Mygale SJ08	14	19:09.110	3.751	3.751	85.08	1:21.218	6
3	1	C	Scott PYE (AUS) Jamun Racing	Mygale SJ10	14	19:14.892	9.533	5.782	84.66	1:21.437	5
4	22	C	Scott MALVERN (GBR) Cliff Dempsey Racing	Ray GR 10	14	19:20.743	15.384	5.851	84.23	1:21.682	6
5	60	C	Jake COOK (GBR) Getem Racing	Mygale SJ07	14	19:21.494	16.135	0.751	84.18	1:21.690	11
6	27	C	Daniel CAMMISH (GBR) JTR	Mygale SJ09	14	19:23.965	18.606	2.471	84.00	1:21.859	6
7	19	C	Dan DE ZILLE (JEY) Minister International	Mygale SJ10	14	19:24.267	18.908	0.302	83.97	1:21.911	8
8	0	C	Josh HILL (GBR) Jamun Racing	Mygale SJ10	14	19:27.954	22.595	3.687	83.71	1:22.298	13
9	3	C	Emil BERNSTORFF (DEN) Jamun Racing	Mygale SJ10	14	19:28.550	23.191	0.596	83.67	1:22.236	6
10	2	C	Jeroen SLAGHEKKE (NED) Jamun Racing	Mygale SJ10	14	19:30.582	25.223	2.032	83.52	1:22.285	11
11	54	G	Nathan FREKE (GBR) Century Motorsport	Juno JA2010	14	19:30.707	25.348	0.125	83.51	1:22.372	13
12	26	C	James TUCKER (GBR) JTR	Mygale SJ09	14	19:33.401	28.042	2.694	83.32	1:22.494	6
13	24	C	Zaamin JAFFER (IND) Raysport/Circuit Design	Ray GR 10	14	19:41.863	36.504	8.462	82.72	1:23.346	4
14	42	S	Tristan MINGAY (GBR) Raysport	Ray GR 09	14	19:53.666	48.307	11.803	81.91	1:23.497	10
15	21	C	Cormac O'NEILL (IRL) Cliff Dempsey Racing	Ray GR 08	14	20:04.409	59.050	10.743	81.18	1:22.994	5
16	44	C	Mark HARPER (GBR) Harkesport	Mygale SJ09	14	20:10.694	1:05.335	6.285	80.75	1:24.565	3
17	43	S	Ashley GRANT (GBR) Harkesport	Mygale SJ09	13	20:14.919	1 lap	1 lap	74.73	1:30.952	12

NOT CLASSIFIED

DNF	17	S	Luke WILLIAMS (GBR) Luke Williams Racing	Juno JA09	3	4:25.086	11 laps	10 laps	79.03	1:24.403	2
-----	----	---	----------------------------------------------------	-----------	---	----------	---------	---------	-------	----------	---

FASTEST LAP

	28	C	Tio ELLINAS (CYP) JTR	Mygale SJ09	7	1:21.058	86.15 mph	138.66 kph			
	54	G	Nathan FREKE (GBR) Century Motorsport	Juno JA2010	13	1:22.372	84.78 mph	136.44 kph			
	42	S	Tristan MINGAY (GBR) Raysport	Ray GR 09	10	1:23.497	83.64 mph	134.61 kph			

Weather / Track : Cloudy / Dry

These results are provisional until the conclusion of any judicial and technical matters.

Circuit Length = 1.9400 miles

Start: 16:32 End: 16:52

Clerk of Course :		Timekeeper :	
-------------------	--	--------------	--

Dunlop MSA Formula Ford Championship of Great Britain
RACE 3 - ROUND 11 - LAP CHART

Lap 1			Lap 2			Lap 3			Lap 4			Lap 5		
No	Behind	Laptime	No	Behind	Laptime	No	Behind	Laptime	No	Behind	Laptime	No	Behind	Laptime
28		1:28.440	28		1:21.747	28		1:21.344	28		1:21.126	28		1:21.316
22	1.058	1:29.498	77	1.045	1:21.555	77	1.165	1:21.464	77	1.390	1:21.351	77	1.451	1:21.377
77	1.237	1:29.677	22	2.410	1:23.099	22	5.918	1:24.852	1	6.840	1:21.897	1	6.961	1:21.437
1	1.863	1:30.303	1	2.573	1:22.457	1	6.069	1:24.840	22	7.610	1:22.818	22	8.348	1:22.054
60	2.513	1:30.953	60	2.864	1:22.098	60	6.376	1:24.856	60	7.814	1:22.564	60	8.579	1:22.081
19	2.909	1:31.349	19	3.654	1:22.492	27	6.818	1:23.038	27	8.168	1:22.476	27	9.349	1:22.497
2	3.856	1:32.296	27	5.124	1:22.831	19	7.058	1:24.748	19	8.411	1:22.479	19	9.550	1:22.455
27	4.040	1:32.480	2	5.872	1:23.763	2	7.625	1:23.097	2	9.881	1:23.382	0	11.060	1:22.382
0	4.232	1:32.672	3	6.186	1:23.233	3	8.016	1:23.174	0	9.994	1:23.002	3	11.557	1:22.400
3	4.700	1:33.140	26	6.487	1:23.129	0	8.118	1:22.697	3	10.473	1:23.583	2	12.027	1:23.462
26	5.105	1:33.545	0	6.765	1:24.280	26	8.528	1:23.385	26	10.688	1:23.286	26	12.605	1:23.233
24	5.908	1:34.348	24	7.708	1:23.547	54	10.262	1:23.674	54	11.658	1:22.522	54	12.927	1:22.585
54	6.468	1:34.908	54	7.932	1:23.211	24	10.638	1:24.274	24	12.858	1:23.346	24	15.190	1:23.648
17	6.761	1:35.201	17	9.417	1:24.403	21	13.087	1:24.525	21	15.380	1:23.419	21	17.058	1:22.994
21	7.348	1:35.788	21	9.906	1:24.305	17	13.555	1:25.482	42	22.043	1:28.461	42	24.595	1:23.868
44	7.756	1:36.196	44	11.228	1:25.219	44	14.449	1:24.565	44	23.475	1:30.152	44	27.416	1:25.257
42	7.892	1:36.332	42	11.888	1:25.743	42	14.708	1:24.164	43	51.365	1:32.424	43	1:02.335	1:32.286
43	16.095	1:44.535	43	28.203	1:33.855	43	40.067	1:33.208						

Weather / Track : Cloudy / Dry

Circuit Length = 1.9400 miles
Start: 16:32 End: 16:52

Dunlop MSA Formula Ford Championship of Great Britain
RACE 3 - ROUND 11 - LAP CHART

Lap 6			Lap 7			Lap 8			Lap 9			Lap 10		
No	Behind	Laptime	No	Behind	Laptime	No	Behind	Laptime	No	Behind	Laptime	No	Behind	Laptime
28		1:21.422	28		1:21.058	28		1:21.394	28		1:21.190	28		1:21.399
77	1.247	1:21.218	77	1.703	1:21.514	43	1 LAP	1:32.312	77	2.226	1:21.425	77	2.137	1:21.310
1	7.107	1:21.568	1	7.499	1:21.450	77	1.991	1:21.682	1	7.901	1:21.539	1	8.028	1:21.526
22	8.608	1:21.682	22	9.671	1:22.121	1	7.552	1:21.447	22	10.882	1:22.008	22	11.575	1:22.092
60	8.881	1:21.724	60	9.895	1:22.072	22	10.064	1:21.787	60	11.545	1:22.315	60	12.419	1:22.273
27	9.786	1:21.859	27	10.666	1:21.938	60	10.420	1:21.919	27	12.603	1:22.276	27	13.545	1:22.341
19	10.174	1:22.046	19	11.227	1:22.111	27	11.517	1:22.245	19	12.876	1:22.322	19	13.743	1:22.266
0	12.125	1:22.487	3	14.360	1:23.047	19	11.744	1:21.911	0	16.773	1:22.397	0	17.941	1:22.567
3	12.371	1:22.236	0	14.450	1:23.383	0	15.566	1:22.510	3	17.082	1:22.391	3	18.396	1:22.713
2	13.334	1:22.729	2	15.776	1:23.500	3	15.881	1:22.915	43	1 LAP	1:36.836	2	19.841	1:22.777
26	13.677	1:22.494	54	16.587	1:23.333	2	16.852	1:22.470	2	18.463	1:22.801	54	20.300	1:22.604
54	14.312	1:22.807	26	17.029	1:24.410	54	17.737	1:22.544	54	19.095	1:22.548	26	21.189	1:22.869
24	17.623	1:23.855	24	20.151	1:23.586	26	18.266	1:22.631	26	19.719	1:22.643	24	27.327	1:24.259
21	21.392	1:25.756	21	25.234	1:24.900	24	22.171	1:23.414	24	24.467	1:23.486	43	1 LAP	1:33.739
42	26.855	1:23.682	42	29.524	1:23.727	21	28.838	1:24.998	21	32.299	1:24.651	21	36.144	1:25.244
44	31.814	1:25.820	44	36.511	1:25.755	42	31.805	1:23.675	42	34.561	1:23.946	42	36.659	1:23.497
43	1:11.968	1:31.055				44	40.119	1:25.002	44	43.873	1:24.944	44	48.032	1:25.558

Weather / Track : Cloudy / Dry

Circuit Length = 1.9400 miles
 Start: 16:32 End: 16:52

Dunlop MSA Formula Ford Championship of Great Britain
RACE 3 - ROUND 11 - LAP CHART

Lap 11			Lap 12			Lap 13			Lap 14		
No	Behind	Laptime	No	Behind	Laptime	No	Behind	Laptime	No	Behind	Laptime
28		1:21.207	28		1:21.075	28		1:21.304	28		1:21.337
77	2.716	1:21.786	77	3.249	1:21.608	77	3.325	1:21.380	77	3.751	1:21.763
1	8.475	1:21.654	1	8.956	1:21.556	1	9.303	1:21.651	1	9.533	1:21.567
22	12.494	1:22.126	22	13.740	1:22.321	22	14.680	1:22.244	22	15.384	1:22.041
60	12.902	1:21.690	60	13.903	1:22.076	60	15.201	1:22.602	60	16.135	1:22.271
27	14.629	1:22.291	27	16.347	1:22.793	27	17.411	1:22.368	27	18.606	1:22.532
19	14.792	1:22.256	19	16.510	1:22.793	19	17.734	1:22.528	19	18.908	1:22.511
0	19.041	1:22.307	0	20.441	1:22.475	0	21.435	1:22.298	0	22.595	1:22.497
3	19.431	1:22.242	3	20.684	1:22.328	3	22.189	1:22.809	3	23.191	1:22.339
2	20.919	1:22.285	2	22.297	1:22.453	2	23.511	1:22.518	2	25.223	1:23.049
54	21.505	1:22.412	54	23.078	1:22.648	54	24.146	1:22.372	54	25.348	1:22.539
26	22.824	1:22.842	26	24.810	1:23.061	26	26.735	1:23.229	26	28.042	1:22.644
24	29.834	1:23.714	24	32.304	1:23.545	24	34.407	1:23.407	24	36.504	1:23.434
43	1 LAP	1:31.125	42	42.888	1:24.136	42	45.484	1:23.900	42	48.307	1:24.160
42	39.827	1:24.375	43	1 LAP	1:31.364	21	55.145	1:25.370	21	59.050	1:25.242
21	47.225	1:32.288	21	51.079	1:24.929	43	1 LAP	1:30.952	44	1:05.335	1:25.845
44	52.234	1:25.409	44	56.907	1:25.748	44	1:00.827	1:25.224	43	1 LAP	1:31.228

Weather / Track : Cloudy / Dry

Circuit Length = 1.9400 miles
Start: 16:32 End: 16:52

Dunlop MSA Formula Ford Championship of Great Britain
RACE 3 - ROUND 11 - SECTOR ANALYSIS

0	Josh HILL		C Jamun Racing							
1-	96.7	22.756 104.9	17.212 107.7	1:32.672	8-	43.247 101.4	22.240 103.9	17.023 105.7	1:22.510	
2-	44.857 101.2	22.433 105.4	16.990 107.5	1:24.280	9-	43.058 100.9	22.288 103.9	17.051 106.2	1:22.397	
3-	43.353 100.5	22.016 106.5	17.328 108.9	1:22.697	10-	43.395 100.8	22.286 103.7	16.886 106.3	1:22.567	
4-	43.552 100.3	22.169 105.7	17.281 107.5	1:23.002	11-	43.182 100.3	22.172 104.9	16.953 106.0	1:22.307	
5-	43.288 100.6	22.156 105.4	16.938 106.7	1:22.382	12-	43.287 100.8	22.253 104.2	16.935 106.3	1:22.475	
6-	43.186 100.5	22.274 104.5	17.027 106.7	1:22.487	13-	43.173 101.2	22.169 104.7	16.956 106.2	1:22.298	
7-	44.037 100.3	22.198 105.7	17.148 106.3	1:23.383	14-	43.331 100.9	22.166 105.0	17.000 106.2	1:22.497	
1	Scott PYE		C Jamun Racing							
1-	101.2	22.213 105.4	16.813 106.9	1:30.303	8-	42.833 101.8	21.947 104.9	16.667 106.3	1:21.447	
2-	42.969 102.6	22.021 103.7	17.467 107.0	1:22.457	9-	42.841 101.5	22.030 105.0	16.668 106.2	1:21.539	
3-	44.896 97.3	22.970 105.8	16.974 107.7	1:24.840	10-	42.824 101.1	21.987 105.0	16.715 106.0	1:21.526	
4-	43.071 100.8	22.047 105.0	16.779 106.2	1:21.897	11-	42.839 102.1	22.062 105.0	16.753 105.7	1:21.654	
5-	42.866 101.8	21.911 105.2	16.660 106.3	1:21.437	12-	42.759 101.7	22.005 104.9	16.792 105.8	1:21.556	
6-	42.863 101.8	21.950 105.2	16.755 106.0	1:21.568	13-	42.858 101.8	22.003 104.9	16.790 106.3	1:21.651	
7-	42.800 102.1	22.014 104.9	16.636 106.5	1:21.450	14-	42.866 101.7	22.032 105.0	16.669 105.5	1:21.567	
2	Jeroen SLAGHEKKE		C Jamun Racing							
1-	97.8	22.860 104.2	17.189 104.9	1:32.296	8-	43.343 100.8	22.221 104.2	16.906 105.3	1:22.470	
2-	44.148 99.9	22.533 104.0	17.082 105.3	1:23.763	9-	43.383 99.6	22.302 104.5	17.116 104.5	1:22.801	
3-	43.339 100.9	22.568 104.7	17.190 106.0	1:23.097	10-	43.742 101.2	22.242 104.2	16.793 105.2	1:22.777	
4-	43.774 101.2	22.369 103.4	17.239 104.5	1:23.382	11-	43.207 99.9	22.157 104.7	16.921 104.5	1:22.285	
5-	44.200 100.8	22.360 105.0	16.902 105.8	1:23.462	12-	43.305 99.9	22.286 104.5	16.862 105.2	1:22.453	
6-	43.350 98.8	22.361 104.2	17.018 105.0	1:22.729	13-	43.305 99.7	22.227 104.5	16.986 104.9	1:22.518	
7-	44.189 100.0	22.234 104.5	17.077 105.0	1:23.500	14-	43.564 99.9	22.405 103.7	17.080 102.6	1:23.049	
3	Emil BERNSTORFF		C Jamun Racing							
1-	95.5	22.918 104.0	17.333 106.9	1:33.140	8-	43.640 102.5	22.225 105.4	17.050 106.5	1:22.915	
2-	43.458 99.4	22.503 104.2	17.272 106.7	1:23.233	9-	43.079 101.2	22.299 105.5	17.013 104.9	1:22.391	
3-	43.220 102.3	22.664 103.7	17.290 107.2	1:23.174	10-	43.248 101.8	22.325 105.8	17.140 106.3	1:22.713	
4-	44.118 102.6	22.331 104.9	17.134 106.2	1:23.583	11-	43.101 101.8	22.218 106.0	16.923 106.7	1:22.242	
5-	43.079 101.2	22.378 105.5	16.943 106.7	1:22.400	12-	43.209 101.8	22.239 106.0	16.880 106.9	1:22.328	
6-	42.958 102.3	22.185 105.4	17.093 107.2	1:22.236	13-	43.557 100.9	22.244 105.0	17.008 106.0	1:22.809	
7-	43.578 101.2	22.172 104.7	17.297 105.5	1:23.047	14-	43.100 102.5	22.344 104.5	16.895 106.5	1:22.339	
17	Luke WILLIAMS		S Luke Williams Racing							
1-	96.7	23.190 104.9	17.681 106.0	1:35.201	3-	44.413 100.8	23.007 103.2	18.062 106.5	1:25.482	
2-	44.138 101.1	22.970 105.0	17.295 105.2	1:24.403						
19	Dan DE ZILLE		C Minister International							
1-	96.7	22.448 105.0	16.792 106.5	1:31.349	8-	42.763 102.0	22.399 105.4	16.749 107.0	1:21.911	
2-	43.469 102.3	22.156 104.9	16.867 106.2	1:22.492	9-	43.213 102.1	22.361 105.2	16.748 106.2	1:22.322	
3-	44.285 99.0	22.948 98.0	17.515 106.9	1:24.748	10-	43.001 102.0	22.409 105.2	16.856 106.3	1:22.266	
4-	43.357 103.4	22.365 105.8	16.757 107.0	1:22.479	11-	43.013 102.5	22.178 104.9	17.065 106.5	1:22.256	
5-	43.257 102.3	22.446 105.7	16.752 106.9	1:22.455	12-	43.383 100.6	22.335 103.2	17.075 106.2	1:22.793	
6-	42.956 103.1	22.307 105.4	16.783 106.2	1:22.046	13-	43.196 102.8	22.296 105.7	17.036 106.3	1:22.528	
7-	42.920 102.0	22.380 105.4	16.811 106.5	1:22.111	14-	43.011 101.8	22.388 105.7	17.112 106.2	1:22.511	
21	Cormac O'NEILL		C Cliff Dempsey Racing							
1-	98.0	23.444 102.9	17.389 107.0	1:35.788	8-	44.883 99.9	22.853 102.8	17.262 105.8	1:24.998	
2-	44.583 101.1	22.700 104.5	17.022 107.0	1:24.305	9-	44.615 99.6	22.900 103.6	17.136 105.7	1:24.651	
3-	44.238 101.7	22.769 100.9	17.518 106.0	1:24.525	10-	44.349 100.3	22.635 103.2	18.260 104.5	1:25.244	
4-	43.772 101.4	22.610 102.8	17.037 106.7	1:23.419	11-	52.357 99.4	22.798 103.1	17.133 104.7	1:32.288	
5-	43.719 100.9	22.419 104.4	16.856 105.8	1:22.994	12-	44.877 100.9	22.774 103.9	17.278 105.7	1:24.929	
6-	44.306 100.8	22.549 103.6	18.901 104.9	1:25.756	13-	45.039 101.2	23.002 102.6	17.329 105.3	1:25.370	
7-	44.901 100.2	22.691 102.5	17.308 105.8	1:24.900	14-	44.841 102.1	23.081 100.8	17.320 103.9	1:25.242	
22	Scott MALVERN		C Cliff Dempsey Racing							
1-	99.1	22.347 103.9	16.846 106.5	1:29.498	8-	43.018 101.4	22.158 103.1	16.611 106.3	1:21.787	
2-	43.525 101.8	22.195 103.7	17.379 105.3	1:23.099	9-	42.964 101.4	22.384 103.6	16.660 106.2	1:22.008	
3-	44.992 94.8	22.910 103.1	16.950 105.8	1:24.852	10-	43.039 101.7	22.180 103.6	16.873 104.9	1:22.092	

Weather / Track : Cloudy / Dry

Circuit Length = 1.9400 miles
 Start: 16:32 End: 16:52

Dunlop MSA Formula Ford Championship of Great Britain

RACE 3 - ROUND 11 - SECTOR ANALYSIS

4 -	43.757	102.0	22.168	103.6	16.893	106.3	1:22.818	11 -	43.158	101.8	22.180	103.4	16.788	105.5	1:22.126
5 -	43.173	101.4	22.118	104.0	16.763	106.0	1:22.054	12 -	43.022	102.5	22.484	101.5	16.815	105.3	1:22.321
6 -	42.996	101.5	22.142	103.9	16.544	106.7	1:21.682	13 -	43.305	101.1	22.009	103.9	16.930	105.5	1:22.244
7 -	43.452	101.4	22.043	104.0	16.626	105.7	1:22.121	14 -	43.078	101.2	22.254	103.1	16.709	105.7	1:22.041
24	Zaamin JAFFER														
	C Raysport/Circuit Design														
1 -	97.7	23.218	103.1	17.316	105.0	1:34.348	8 -	43.781	100.8	22.503	103.4	17.130	104.5	1:23.414	
2 -	43.893	100.8	22.650	104.0	17.004	105.8	1:23.547	9 -	43.830	100.2	22.658	103.4	16.998	104.0	1:23.486
3 -	43.906	100.9	23.050	103.2	17.318	105.5	1:24.274	10 -	43.852	100.0	23.120	103.2	17.287	104.2	1:24.259
4 -	43.629	101.7	22.782	103.2	16.935	105.0	1:23.346	11 -	44.011	99.7	22.708	103.1	16.995	104.5	1:23.714
5 -	43.880	101.4	22.664	103.6	17.104	104.4	1:23.648	12 -	43.896	100.5	22.632	103.1	17.017	103.7	1:23.545
6 -	43.987	99.4	22.509	103.1	17.359	104.2	1:23.855	13 -	43.787	100.6	22.606	102.9	17.014	104.9	1:23.407
7 -	43.995	100.6	22.599	103.6	16.992	104.5	1:23.586	14 -	43.857	99.7	22.559	103.4	17.018	103.9	1:23.434
26	James TUCKER														
	C JTR														
1 -	98.4	22.929	105.7	17.433	107.2	1:33.545	8 -	43.462	101.8	22.278	105.4	16.891	107.0	1:22.631	
2 -	43.642	100.8	22.352	106.0	17.135	107.9	1:23.129	9 -	43.251	100.9	22.356	104.9	17.036	106.7	1:22.643
3 -	43.894	101.2	22.388	105.8	17.103	107.4	1:23.385	10 -	43.500	101.8	22.410	105.2	16.959	105.7	1:22.869
4 -	43.383	100.5	22.732	105.7	17.171	107.4	1:23.286	11 -	43.496	101.2	22.423	105.0	16.923	106.2	1:22.842
5 -	43.703	101.1	22.531	105.8	16.999	106.5	1:23.233	12 -	43.295	100.2	22.394	105.2	17.372	105.7	1:23.061
6 -	43.098	100.3	22.427	104.7	16.969	106.7	1:22.494	13 -	43.811	100.5	22.338	105.4	17.080	106.2	1:23.229
7 -	44.122	99.9	23.092	105.0	17.196	106.9	1:24.410	14 -	43.400	100.2	22.366	105.2	16.878	105.5	1:22.644
27	Daniel CAMMISH														
	C JTR														
1 -	96.8	22.709	104.2	17.242	107.4	1:32.480	8 -	43.113	101.2	22.348	104.9	16.784	106.5	1:22.245	
2 -	43.536	101.7	22.207	105.5	17.088	106.7	1:22.831	9 -	43.043	101.4	22.237	105.5	16.996	106.5	1:22.276
3 -	43.181	101.7	22.533	102.9	17.324	107.5	1:23.038	10 -	43.162	101.4	22.275	104.5	16.904	106.0	1:22.341
4 -	43.464	102.6	22.223	106.0	16.789	107.9	1:22.476	11 -	42.944	101.4	22.341	103.9	17.006	106.2	1:22.291
5 -	43.386	100.3	22.214	105.8	16.897	106.9	1:22.497	12 -	43.422	100.3	22.358	103.7	17.013	105.5	1:22.793
6 -	43.022	101.5	22.199	105.2	16.638	107.0	1:21.859	13 -	43.124	100.9	22.283	105.4	16.961	106.0	1:22.368
7 -	42.987	102.0	22.166	106.2	16.785	106.7	1:21.938	14 -	43.115	101.4	22.461	104.7	16.956	105.8	1:22.532
28	Tio ELLINAS														
	C JTR														
1 -	99.9	22.170	103.7	16.834	105.5	1:28.440	8 -	42.567	102.5	21.961	104.9	16.866	105.8	1:21.394	
2 -	42.934	101.7	22.065	104.5	16.748	105.8	1:21.747	9 -	42.527	101.4	21.968	104.7	16.695	106.2	1:21.190
3 -	42.703	102.3	21.927	104.4	16.714	105.8	1:21.344	10 -	42.674	101.4	22.124	103.1	16.601	105.8	1:21.399
4 -	42.655	101.7	21.875	104.5	16.596	106.2	1:21.126	11 -	42.706	102.0	21.902	104.7	16.599	106.2	1:21.207
5 -	42.642	102.3	21.983	104.5	16.691	105.8	1:21.316	12 -	42.566	101.8	21.888	104.2	16.621	105.8	1:21.075
6 -	42.717	102.1	21.951	104.0	16.754	106.2	1:21.422	13 -	42.693	101.5	21.962	104.5	16.649	105.7	1:21.304
7 -	42.566	102.0	21.923	104.5	16.569	106.0	1:21.058	14 -	42.758	101.2	21.934	104.9	16.645	106.2	1:21.337
42	Tristan MINGAY														
	S Raysport														
1 -	96.8	23.921	103.4	17.648	106.2	1:36.332	8 -	43.993	100.3	22.627	103.1	17.055	104.7	1:23.675	
2 -	45.545	99.9	22.765	104.0	17.433	104.7	1:25.743	9 -	44.024	99.0	22.644	102.9	17.278	104.5	1:23.946
3 -	44.001	101.8	22.665	103.7	17.498	105.7	1:24.164	10 -	43.804	99.1	22.623	103.2	17.070	105.0	1:23.497
4 -	48.119	97.3	23.011	101.8	17.331	104.5	1:28.461	11 -	44.290	99.0	22.834	103.2	17.251	104.4	1:24.375
5 -	44.103	99.6	22.691	102.6	17.074	104.0	1:23.868	12 -	44.191	99.7	22.770	102.6	17.175	103.4	1:24.136
6 -	44.003	98.8	22.681	102.5	16.998	103.9	1:23.682	13 -	44.205	98.8	22.678	102.9	17.017	103.6	1:23.900
7 -	44.038	100.2	22.623	102.6	17.066	104.0	1:23.727	14 -	44.473	100.0	22.520	103.2	17.167	103.7	1:24.160
43	Ashley GRANT														
	S Harkesport														
1 -	81.0	25.559	99.4	18.679	100.3	1:44.535	8 -	50.827	85.9	26.609	98.3	19.400	94.0	1:36.836	
2 -	49.919	85.9	25.416	99.6	18.520	100.2	1:33.855	9 -	49.521	83.9	25.946	99.6	18.272	99.0	1:33.739
3 -	49.639	84.8	24.894	99.4	18.675	98.3	1:33.208	10 -	48.426	86.9	24.463	97.3	18.236	99.6	1:31.125
4 -	49.509	82.6	24.981	100.5	17.934	99.9	1:32.424	11 -	48.631	86.8	24.462	100.8	18.271	100.2	1:31.364
5 -	48.987	85.3	25.019	99.4	18.280	99.0	1:32.286	12 -	48.436	86.6	24.530	100.3	17.986	99.9	1:30.952
6 -	48.440	85.1	24.486	99.9	18.129	99.6	1:31.055	13 -	48.088	88.0	25.076	100.0	18.064	99.7	1:31.228
7 -	48.306	84.2	24.909	93.2	19.097	97.3	1:32.312								
44	Mark HARPER														
	C Harkesport														
1 -	95.6	23.153	101.8	17.700	103.7	1:36.196	8 -	44.768	98.0	22.963	99.9	17.271	102.3	1:25.002	
2 -	45.055	99.0	22.950	101.2	17.214	103.4	1:25.219	9 -	44.678	97.1	22.904	100.8	17.362	102.6	1:24.944
3 -	44.172	99.0	23.069	99.3	17.324	104.4	1:24.565	10 -	45.162	98.3	22.985	99.6	17.411	102.1	1:25.558

Weather / Track : Cloudy / Dry

Circuit Length = 1.9400 miles
Start: 16:32 End: 16:52

Dunlop MSA Formula Ford Championship of Great Britain

RACE 3 - ROUND 11 - SECTOR ANALYSIS

4 -	49.759	96.0	23.117	99.7	17.276	103.2	1:30.152	11 -	44.962	97.5	22.910	100.6	17.537	101.5	1:25.409
5 -	44.922	98.4	23.179	99.1	17.156	102.1	1:25.257	12 -	44.811	98.3	22.839	100.3	18.098	102.5	1:25.748
6 -	45.199	96.8	23.029	99.9	17.592	102.1	1:25.820	13 -	44.959	97.7	22.994	102.5	17.271	103.1	1:25.224
7 -	45.331	97.4	23.102	99.3	17.322	102.6	1:25.755	14 -	45.372	96.8	23.058	100.2	17.415	102.3	1:25.845
54	Nathan FREKE							G	Century Motorsport						
1 -		97.5	22.921	104.0	17.893	104.9	1:34.908	8 -	43.317	101.4	22.365	105.0	16.862	105.3	1:22.544
2 -	43.767	100.6	22.446	105.7	16.998	105.8	1:23.211	9 -	43.220	101.1	22.359	105.4	16.969	105.2	1:22.548
3 -	43.811	101.4	22.830	103.9	17.033	105.2	1:23.674	10 -	43.456	101.1	22.328	105.4	16.820	106.3	1:22.604
4 -	43.395	101.2	22.320	104.5	16.807	105.2	1:22.522	11 -	43.123	101.1	22.323	105.4	16.966	105.5	1:22.412
5 -	43.237	101.5	22.320	105.8	17.028	106.0	1:22.585	12 -	43.557	99.9	22.322	105.2	16.769	105.5	1:22.648
6 -	43.307	100.8	22.471	103.7	17.029	104.9	1:22.807	13 -	43.261	101.4	22.323	105.2	16.788	105.7	1:22.372
7 -	43.623	100.6	22.864	104.7	16.846	105.0	1:23.333	14 -	43.353	101.2	22.364	105.7	16.822	103.1	1:22.539
60	Jake COOK							C	Getem Racing						
1 -		101.4	22.366	105.0	16.830	107.2	1:30.953	8 -	43.109	101.4	22.032	106.0	16.778	107.0	1:21.919
2 -	43.137	101.7	21.968	105.0	16.993	107.5	1:22.098	9 -	43.253	102.3	22.384	103.4	16.678	106.7	1:22.315
3 -	44.951	99.0	22.845	103.7	17.060	107.7	1:24.856	10 -	43.071	101.7	22.370	97.0	16.832	106.7	1:22.273
4 -	43.577	103.1	22.081	105.8	16.906	106.9	1:22.564	11 -	42.889	102.3	21.977	105.8	16.824	106.9	1:21.690
5 -	43.337	101.5	22.038	105.8	16.706	107.5	1:22.081	12 -	43.003	102.0	22.127	104.0	16.946	106.7	1:22.076
6 -	43.092	102.0	22.044	106.0	16.588	107.2	1:21.724	13 -	43.747	102.3	22.133	105.2	16.722	106.5	1:22.602
7 -	43.472	103.1	21.953	106.5	16.647	106.7	1:22.072	14 -	43.401	102.5	22.041	105.4	16.829	105.5	1:22.271
77	Antti BURI							C	Enigma Motorsport						
1 -							1:29.677	8 -							1:21.682
2 -							1:21.555	9 -							1:21.425
3 -							1:21.464	10 -							1:21.310
4 -							1:21.351	11 -							1:21.786
5 -							1:21.377	12 -							1:21.608
6 -							1:21.218	13 -							1:21.380
7 -							1:21.514	14 -							1:21.763

Weather / Track : Cloudy / Dry

Circuit Length = 1.9400 miles
Start: 16:32 End: 16:52

Dunlop MSA Formula Ford Championship of Great Britain

RACE 3 - ROUND 11 - BEST SECTOR TIMES

SECTOR 1			SECTOR 2			SECTOR 3			IDEAL / BEST COMPARISON						
POS	NO	NAME	TIME	NO	NAME	TIME	NO	NAME	TIME	POS	NO	NAME	IDEAL	BEST	DIFF
1	28	ELLINAS	42.527	28	ELLINAS	21.875	22	MALVERN	16.544	1	28	ELLINAS	1:20.971	1:21.058	0.087
2	1	PYE	42.759	1	PYE	21.911	28	ELLINAS	16.569	2	1	PYE	1:21.306	1:21.437	0.131
3	19	DE ZILLE	42.763	60	COOK	21.953	60	COOK	16.588	3	60	COOK	1:21.430	1:21.690	0.260
4	60	COOK	42.889	22	MALVERN	22.009	1	PYE	16.636	4	22	MALVERN	1:21.517	1:21.682	0.165
5	27	CAMMISH	42.944	0	HILL	22.016	27	CAMMISH	16.638	5	19	DE ZILLE	1:21.667	1:21.911	0.244
6	3	BERNSTORFF	42.958	19	DE ZILLE	22.156	19	DE ZILLE	16.748	6	27	CAMMISH	1:21.748	1:21.859	0.111
7	22	MALVERN	42.964	2	SLAGHEKKE	22.157	54	FREKE	16.769	7	0	HILL	1:21.960	1:22.298	0.338
8	0	HILL	43.058	27	CAMMISH	22.166	2	SLAGHEKKE	16.793	8	3	BERNSTORFF	1:22.010	1:22.236	0.226
9	26	TUCKER	43.098	3	BERNSTORFF	22.172	21	O'NEILL	16.856	9	2	SLAGHEKKE	1:22.157	1:22.285	0.128
10	54	FREKE	43.123	26	TUCKER	22.278	26	TUCKER	16.878	10	54	FREKE	1:22.212	1:22.372	0.160
11	2	SLAGHEKKE	43.207	54	FREKE	22.320	3	BERNSTORFF	16.880	11	26	TUCKER	1:22.254	1:22.494	0.240
12	24	JAFFER	43.629	21	O'NEILL	22.419	0	HILL	16.886	12	21	O'NEILL	1:22.994	1:22.994	0.000
13	21	O'NEILL	43.719	24	JAFFER	22.503	24	JAFFER	16.935	13	24	JAFFER	1:23.067	1:23.346	0.279
14	42	MINGAY	43.804	42	MINGAY	22.520	42	MINGAY	16.998	14	42	MINGAY	1:23.322	1:23.497	0.175
15	17	WILLIAMS	44.138	44	HARPER	22.839	44	HARPER	17.156	15	44	HARPER	1:24.167	1:24.565	0.398
16	44	HARPER	44.172	17	WILLIAMS	22.970	17	WILLIAMS	17.295	16	17	WILLIAMS	1:24.403	1:24.403	0.000
17	43	GRANT	48.088	43	GRANT	24.462	43	GRANT	17.934	17	43	GRANT	1:30.484	1:30.952	0.468
18	77	BURI		77	BURI		77	BURI		18	77	BURI		1:21.218	0.000
												Perfect Lap		1:20.946	

Weather / Track : Cloudy / Dry

Circuit Length = 1.9400 miles
Start: 16:32 End: 16:52

Dunlop MSA Formula Ford Championship of Great Britain
RACE 3 - ROUND 11 - SPEED TRAPS

SECTOR 1				SECTOR 2			FINISH LINE			
POS	NO	NAME	MPH	NO	NAME	MPH	NO	NAME	MPH	
1	19	Dan DE ZILLE	103.4	0	Josh HILL	106.5	0	Josh HILL	108.9	
2	60	Jake COOK	103.1	60	Jake COOK	106.5	26	James TUCKER	107.9	
3	1	Scott PYE	102.6	27	Daniel CAMMISH	106.2	27	Daniel CAMMISH	107.9	
4	3	Emil BERNSTORFF	102.6	3	Emil BERNSTORFF	106.0	1	Scott PYE	107.7	
5	27	Daniel CAMMISH	102.6	26	James TUCKER	106.0	60	Jake COOK	107.7	
6	22	Scott MALVERN	102.5	1	Scott PYE	105.8	3	Emil BERNSTORFF	107.2	
7	28	Tio ELLINAS	102.5	19	Dan DE ZILLE	105.8	19	Dan DE ZILLE	107.0	
8	21	Cormac O'NEILL	102.1	54	Nathan FREKE	105.8	21	Cormac O'NEILL	107.0	
9	26	James TUCKER	101.8	2	Jeroen SLAGHEKKE	105.0	22	Scott MALVERN	106.7	
10	42	Tristan MINGAY	101.8	17	Luke WILLIAMS	105.0	17	Luke WILLIAMS	106.5	
11	24	Zaamin JAFFER	101.7	28	Tio ELLINAS	104.9	54	Nathan FREKE	106.3	
12	54	Nathan FREKE	101.5	21	Cormac O'NEILL	104.5	28	Tio ELLINAS	106.2	
13	0	Josh HILL	101.4	22	Scott MALVERN	104.0	42	Tristan MINGAY	106.2	
14	2	Jeroen SLAGHEKKE	101.2	24	Zaamin JAFFER	104.0	2	Jeroen SLAGHEKKE	106.0	
15	17	Luke WILLIAMS	101.1	42	Tristan MINGAY	104.0	24	Zaamin JAFFER	105.8	
16	44	Mark HARPER	99.0	44	Mark HARPER	102.5	44	Mark HARPER	104.4	
17	43	Ashley GRANT	88.0	43	Ashley GRANT	100.8	43	Ashley GRANT	100.3	
18										

Weather / Track : Cloudy / Dry

Circuit Length = 1.9400 miles
 Start: 16:32 End: 16:52

Dunlop MSA Formula Ford Championship of Great Britain

RACE 3 - ROUND 11 - POSITION CHART

No	Name	Laps Pos															
			1	2	3	4	5	6	7	8	9	10	11	12	13	14	
28	Tio ELLINAS	1	28	28	28	28	28	28	28	28	28	28	28	28	28	28	28
22	Scott MALVERN	2	22	77	77	77	77	77	77	77	77	77	77	77	77	77	77
77	Antti BURI	3	77	22	22	1	1	1	1	1	1	1	1	1	1	1	1
1	Scott PYE	4	1	1	1	22	22	22	22	22	22	22	22	22	22	22	22
60	Jake COOK	5	60	60	60	60	60	60	60	60	60	60	60	60	60	60	60
19	Dan DE ZILLE	6	19	19	27	27	27	27	27	27	27	27	27	27	27	27	27
2	Jeroen SLAGHEKKE	7	2	27	19	19	19	19	19	19	19	19	19	19	19	19	19
27	Daniel CAMMISH	8	27	2	2	2	0	0	3	0	0	0	0	0	0	0	0
0	Josh HILL	9	0	3	3	0	3	3	0	3	3	3	3	3	3	3	3
3	Emil BERNSTORFF	10	3	26	0	3	2	2	2	2	2	2	2	2	2	2	2
26	James TUCKER	11	26	0	26	26	26	26	54	54	54	54	54	54	54	54	54
24	Zaamin JAFFER	12	24	24	54	54	54	54	26	26	26	26	26	26	26	26	26
54	Nathan FREKE	13	54	54	24	24	24	24	24	24	24	24	24	24	24	24	24
17	Luke WILLIAMS	14	17	17	21	21	21	21	21	21	21	21	21	42	42	42	42
21	Cormac O'NEILL	15	21	21	17	42	42	42	42	42	42	42	42	21	21	21	21
44	Mark HARPER	16	44	44	44	44	44	44	44	44	44	44	44	44	44	44	44
42	Tristan MINGAY	17	42	42	42	43	43	43	43	43	43	43	43	43	43	43	43
43	Ashley GRANT	18	43	43	43												

Weather / Track : Cloudy / Dry

Circuit Length = 1.9400 miles
Start: 16:32 End: 16:52

Dunlop MSA Formula Ford Championship of Great Britain RACE 7 - ROUND 12 - CLASSIFICATION

POS	NO	CL	DRIVER / TEAM	CAR	LAPS	TIME	GAP	DIFF	MPH	BEST	ON
1	28	C	Tio ELLINAS (CYP) JTR	Mygale SJ09	14	19:12.169			84.86	1:21.454	9
2	77	C	Antti BURI (FIN) Enigma Motorsport	Mygale SJ08	14	19:17.020	4.851	4.851	84.50	1:21.628	7
3	1	C	Scott PYE (AUS) Jamun Racing	Mygale SJ10	14	19:17.446	5.277	0.426	84.47	1:21.712	4
4	27	C	Daniel CAMMISH (GBR) JTR	Mygale SJ09	14	19:21.238	9.069	3.792	84.19	1:22.021	8
5	22	C	Scott MALVERN (GBR) Cliff Dempsey Racing	Ray GR 10	14	19:26.107	13.938	4.869	83.84	1:22.226	8
6	60	C	Jake COOK (GBR) Getem Racing	Mygale SJ07	14	19:28.888	16.719	2.781	83.64	1:22.491	12
7	0	C	Josh HILL (GBR) Jamun Racing	Mygale SJ10	14	19:33.098	20.929	4.210	83.34	1:22.591	6
8	26	C	James TUCKER (GBR) JTR	Mygale SJ09	14	19:39.593	27.424	6.495	82.88	1:22.976	7
9	3	C	Emil BERNSTORFF (DEN) Jamun Racing	Mygale SJ10	14	19:44.341	32.172	4.748	82.55	1:22.738	7
10	42	S	Tristan MINGAY (GBR) Raysport	Ray GR 09	14	19:47.364	35.195	3.023	82.34	1:23.041	3
11	54	G	Nathan FREKE (GBR) Century Motorsport	Juno JA2010	14	19:48.251	36.082	0.887	82.28	1:23.545	6
12	2	C	Jeroen SLAGHEKKE (NED) Jamun Racing	Mygale SJ10	14	19:48.816	36.647	0.565	82.24	1:23.355	13
13	17	S	Luke WILLIAMS (GBR) Luke Williams Racing	Juno JA09	14	20:01.421	49.252	12.605	81.38	1:23.985	11
14	24	C	Zaamin JAFFER (IND) Raysport/Circuit Design	Ray GR 10	14	20:03.484	51.315	2.063	81.24	1:23.922	11
15	44	C	Mark HARPER (GBR) Harkesport	Mygale SJ09	14	20:07.175	55.006	3.691	80.99	1:24.439	8
16	21	C	Cormac O'NEILL (IRL) Cliff Dempsey Racing	Ray GR 08	14	20:17.088	1:04.919	9.913	80.33	1:23.595	3
17	43	S	Ashley GRANT (GBR) Harkesport	Mygale SJ09	13	19:42.958	1 lap	1 lap	76.74	1:27.902	8
18	19	C	Dan DE ZILLE (JEY) Minister International	Mygale SJ10	13	20:20.915	1 lap	37.957	74.36	1:28.018	7

FASTEST LAP

28	C	Tio ELLINAS (CYP) JTR	Mygale SJ09	9	1:21.454	85.74 mph	137.98 kph
42	S	Tristan MINGAY (GBR) Raysport	Ray GR 09	3	1:23.041	84.10 mph	135.34 kph
54	G	Nathan FREKE (GBR) Century Motorsport	Juno JA2010	6	1:23.545	83.59 mph	134.53 kph

Weather / Track : Cloudy / Dry

These results are provisional until the conclusion of any judicial and technical matters.

Circuit Length = 1.9400 miles

Start: 11:33 End: 11:54

Clerk of Course :

Timekeeper :

Dunlop MSA Formula Ford Championship of Great Britain
RACE 7 - ROUND 12 - LAP CHART

Lap 1			Lap 2			Lap 3			Lap 4			Lap 5		
No	Behind	Laptime	No	Behind	Laptime	No	Behind	Laptime	No	Behind	Laptime	No	Behind	Laptime
28		1:29.023	28		1:22.364	28		1:22.096	28		1:21.799	28		1:22.076
1	0.468	1:29.491	1	0.528	1:22.424	1	0.482	1:22.050	1	0.395	1:21.712	1	0.357	1:22.038
77	0.916	1:29.939	77	0.796	1:22.244	77	1.566	1:22.866	77	1.447	1:21.680	77	1.056	1:21.685
22	1.658	1:30.681	22	2.379	1:23.085	27	3.128	1:22.699	27	3.492	1:22.163	27	3.682	1:22.266
27	1.839	1:30.862	27	2.525	1:23.050	22	3.529	1:23.246	22	4.066	1:22.336	22	4.449	1:22.459
0	4.238	1:33.261	0	5.177	1:23.303	0	6.560	1:23.479	60	7.409	1:22.510	60	8.045	1:22.712
60	4.356	1:33.379	60	5.792	1:23.800	60	6.698	1:23.002	0	8.115	1:23.354	0	8.704	1:22.665
3	5.188	1:34.211	3	7.342	1:24.518	3	9.300	1:24.054	3	10.898	1:23.397	3	11.777	1:22.955
26	5.493	1:34.516	2	7.755	1:24.237	2	9.516	1:23.857	26	11.775	1:23.800	26	12.812	1:23.113
2	5.882	1:34.905	26	7.974	1:24.845	26	9.774	1:23.896	54	12.420	1:24.138	54	14.015	1:23.671
54	6.230	1:35.253	54	8.361	1:24.495	54	10.081	1:23.816	24	13.550	1:24.642	24	15.969	1:24.495
24	6.552	1:35.575	24	8.640	1:24.452	24	10.707	1:24.163	21	14.032	1:24.871	2	16.519	1:24.255
21	7.455	1:36.478	21	9.461	1:24.370	21	10.960	1:23.595	2	14.340	1:26.623	42	16.693	1:24.154
17	7.820	1:36.843	42	10.666	1:25.050	42	11.611	1:23.041	42	14.615	1:24.803	17	19.388	1:24.514
42	7.980	1:37.003	17	11.292	1:25.836	17	13.807	1:24.611	17	16.950	1:24.942	44	21.589	1:25.260
44	8.653	1:37.676	44	12.149	1:25.860	44	14.829	1:24.776	44	18.405	1:25.375	21	24.943	1:32.987
43	12.886	1:41.909	43	21.101	1:30.579	43	31.516	1:32.511	43	39.653	1:29.936	43	46.938	1:29.361
19	29.529	1:58.552	19	39.847	1:32.682	19	49.883	1:32.132	19	57.078	1:28.994	19	1:04.797	1:29.795

Weather / Track : Cloudy / Dry

Circuit Length = 1.9400 miles
Start: 11:33 End: 11:54

Dunlop MSA Formula Ford Championship of Great Britain
RACE 7 - ROUND 12 - LAP CHART

Lap 6			Lap 7			Lap 8			Lap 9			Lap 10		
No	Behind	Laptime	No	Behind	Laptime	No	Behind	Laptime	No	Behind	Laptime	No	Behind	Laptime
28		1:21.797	28		1:21.486	28		1:21.567	28		1:21.454	28		1:21.661
1	0.437	1:21.877	1	0.725	1:21.774	1	1.105	1:21.947	1	1.614	1:21.963	1	2.613	1:22.660
77	1.060	1:21.801	77	1.202	1:21.628	77	1.544	1:21.909	77	1.942	1:21.852	77	2.693	1:22.412
27	4.303	1:22.418	27	5.022	1:22.205	27	5.476	1:22.021	27	6.169	1:22.147	27	6.769	1:22.261
22	5.310	1:22.658	22	6.478	1:22.654	22	7.137	1:22.226	22	8.261	1:22.578	22	9.597	1:22.997
60	8.846	1:22.598	60	9.881	1:22.521	60	10.817	1:22.503	60	11.911	1:22.548	60	13.150	1:22.900
0	9.498	1:22.591	0	10.684	1:22.672	0	12.770	1:23.653	0	14.480	1:23.164	0	15.982	1:23.163
3	12.950	1:22.970	3	14.202	1:22.738	3	15.568	1:22.933	3	16.975	1:22.861	3	18.513	1:23.199
26	14.114	1:23.099	26	15.604	1:22.976	26	17.063	1:23.026	19	1 LAP	1:44.098	26	20.963	1:23.503
54	15.763	1:23.545	54	17.927	1:23.650	54	20.386	1:24.026	26	19.121	1:23.512	54	25.667	1:24.110
24	18.556	1:24.384	42	21.002	1:23.582	42	23.406	1:23.971	54	23.218	1:24.286	42	27.130	1:23.418
42	18.906	1:24.010	24	22.007	1:24.937	2	25.780	1:24.796	42	25.373	1:23.421	2	29.655	1:23.632
2	19.463	1:24.741	2	22.551	1:24.574	24	27.887	1:27.447	2	27.684	1:23.358	19	1 LAP	1:33.943
17	22.230	1:24.639	17	25.067	1:24.323	17	28.361	1:24.861	17	33.158	1:26.251	24	36.378	1:24.803
44	24.426	1:24.634	44	27.704	1:24.764	44	30.576	1:24.439	24	33.236	1:26.803	17	36.793	1:25.296
21	28.142	1:24.996	21	31.035	1:24.379	21	33.787	1:24.319	21	37.552	1:25.219	44	41.328	1:24.836
43	53.892	1:28.751	43	1:01.461	1:29.055	43	1:07.796	1:27.902	44	38.153	1:29.031	21	52.618	1:36.727
19	1:11.459	1:28.459	19	1:17.991	1:28.018				43	1:15.335	1:28.993			

Weather / Track : Cloudy / Dry

Circuit Length = 1.9400 miles
 Start: 11:33 End: 11:54

Dunlop MSA Formula Ford Championship of Great Britain
RACE 7 - ROUND 12 - LAP CHART

Lap 11			Lap 12			Lap 13			Lap 14		
No	Behind	Laptime	No	Behind	Laptime	No	Behind	Laptime	No	Behind	Laptime
28		1:21.741	28		1:21.516	28		1:21.621	28		1:21.968
43	1 LAP	1:29.266	77	3.618	1:22.068	77	4.581	1:22.584	77	4.851	1:22.238
77	3.066	1:22.114	1	3.958	1:21.995	1	4.852	1:22.515	1	5.277	1:22.393
1	3.479	1:22.607	27	8.080	1:22.248	27	8.789	1:22.330	27	9.069	1:22.248
27	7.348	1:22.320	43	1 LAP	1:30.905	22	13.150	1:23.109	22	13.938	1:22.756
22	10.467	1:22.611	22	11.662	1:22.711	60	16.037	1:22.547	60	16.719	1:22.650
60	14.136	1:22.727	60	15.111	1:22.491	0	19.809	1:22.896	0	20.929	1:23.088
0	16.957	1:22.716	0	18.534	1:23.093	43	1 LAP	1:32.917	26	27.424	1:23.326
3	21.686	1:24.914	26	24.341	1:23.542	26	26.066	1:23.346	43	1 LAP	1:30.873
26	22.315	1:23.093	3	25.636	1:25.466	3	28.446	1:24.431	3	32.172	1:25.694
54	27.674	1:23.748	54	29.982	1:23.824	54	33.103	1:24.742	42	35.195	1:23.925
42	28.701	1:23.312	42	30.602	1:23.417	42	33.238	1:24.257	54	36.082	1:24.947
2	31.414	1:23.500	2	33.463	1:23.565	2	35.197	1:23.355	2	36.647	1:23.418
24	38.559	1:23.922	17	43.684	1:26.163	17	46.645	1:24.582	17	49.252	1:24.575
17	39.037	1:23.985	24	44.546	1:27.503	24	47.061	1:24.136	24	51.315	1:26.222
19	1 LAP	1:32.253	44	48.871	1:25.623	44	52.188	1:24.938	44	55.006	1:24.786
44	44.764	1:25.177	19	1 LAP	1:30.613	19	1 LAP	1:30.870	21	1:04.919	1:25.104
21	55.653	1:24.776	21	58.903	1:24.766	21	1:01.783	1:24.501	19	1 LAP	1:30.506

Dunlop MSA Formula Ford Championship of Great Britain
RACE 7 - ROUND 12 - SECTOR ANALYSIS

0	Josh HILL C Jamun Racing														
1-	98.3	22.701	105.0	17.477	110.9	1:33.261	8-	43.285	101.2	23.073	105.8	17.295	111.3	1:23.653	
2-	43.917	100.2	22.345	105.2	17.041	112.0	1:23.303	9-	43.705	100.6	22.262	105.8	17.197	111.1	1:23.164
3-	43.818	100.3	22.473	105.0	17.188	111.8	1:23.479	10-	43.779	101.1	22.343	105.0	17.041	111.8	1:23.163
4-	44.043	100.0	22.268	106.5	17.043	112.8	1:23.354	11-	43.419	100.2	22.280	105.8	17.017	112.0	1:22.716
5-	43.457	100.9	22.215	106.4	16.993	112.4	1:22.665	12-	43.731	100.9	22.275	105.8	17.087	111.7	1:23.093
6-	43.401	100.9	22.239	106.2	16.951	112.8	1:22.591	13-	43.618	100.9	22.289	105.4	16.989	111.7	1:22.896
7-	43.464	101.2	22.180	106.2	17.028	112.8	1:22.672	14-	43.633	101.4	22.332	105.7	17.123	111.8	1:23.088
1	Scott PYE C Jamun Racing														
1-	96.7	22.384	105.2	16.915	112.2	1:29.491	8-	43.006	101.2	22.069	106.2	16.872	111.7	1:21.947	
2-	43.269	101.5	22.274	105.8	16.881	112.4	1:22.424	9-	42.988	101.2	22.099	106.2	16.876	111.8	1:21.963
3-	43.140	101.7	22.114	106.0	16.796	112.4	1:22.050	10-	43.377	99.9	22.303	105.8	16.980	111.3	1:22.660
4-	42.970	101.8	21.950	106.5	16.792	112.2	1:21.712	11-	43.504	101.5	22.159	106.9	16.944	112.4	1:22.607
5-	43.005	102.5	22.086	106.7	16.947	112.8	1:22.038	12-	43.054	102.0	22.141	106.7	16.800	112.2	1:21.995
6-	43.004	102.5	22.073	106.9	16.800	112.2	1:21.877	13-	43.198	101.5	22.272	104.5	17.045	112.6	1:22.515
7-	42.904	102.0	22.015	106.7	16.855	112.6	1:21.774	14-	43.281	102.0	22.070	104.7	17.042	111.3	1:22.393
2	Jeroen SLAGHEKKE C Jamun Racing														
1-	100.6	23.113	103.7	17.380	111.8	1:34.905	8-	43.674	99.9	23.300	105.4	17.822	109.7	1:24.796	
2-	44.276	100.8	22.732	103.6	17.229	111.3	1:24.237	9-	43.735	101.2	22.636	104.7	16.987	110.4	1:23.358
3-	43.814	100.8	22.627	104.4	17.416	112.4	1:23.857	10-	43.732	101.2	22.602	103.4	17.298	109.3	1:23.632
4-	46.396	100.0	22.577	103.4	17.650	111.1	1:26.623	11-	43.822	101.5	22.494	104.9	17.184	110.2	1:23.500
5-	43.945	102.1	22.659	104.9	17.651	109.7	1:24.255	12-	43.788	100.9	22.472	104.4	17.305	108.9	1:23.565
6-	44.590	100.9	22.711	105.2	17.440	110.9	1:24.741	13-	43.771	100.5	22.436	104.2	17.148	109.3	1:23.355
7-	43.748	102.1	23.627	98.0	17.199	111.1	1:24.574	14-	43.787	100.8	22.482	104.9	17.149	110.7	1:23.418
3	Emil BERNSTORFF C Jamun Racing														
1-	98.4	22.858	105.5	17.425	111.1	1:34.211	8-	43.600	101.1	22.211	105.7	17.122	110.0	1:22.933	
2-	44.607	100.0	22.804	104.5	17.107	111.5	1:24.518	9-	43.380	101.5	22.316	105.2	17.165	110.9	1:22.861
3-	44.056	99.3	22.623	104.9	17.375	110.9	1:24.054	10-	43.358	100.9	22.294	105.5	17.547	97.8	1:23.199
4-	43.900	99.9	22.452	104.9	17.045	111.5	1:23.397	11-	44.348	95.3	22.799	97.7	17.767	103.4	1:24.914
5-	43.456	100.5	22.322	105.7	17.177	111.1	1:22.955	12-	44.971	96.0	22.867	97.7	17.628	103.6	1:25.466
6-	43.517	100.8	22.428	105.0	17.025	111.5	1:22.970	13-	43.966	96.1	22.850	98.5	17.615	99.4	1:24.431
7-	43.477	101.2	22.302	105.5	16.959	109.5	1:22.738	14-	45.047	86.4	22.997	100.8	17.650	101.2	1:25.694
17	Luke WILLIAMS S Luke Williams Racing														
1-	95.5	23.634	104.2	17.732	111.1	1:36.843	8-	44.406	99.9	23.014	104.7	17.441	111.3	1:24.861	
2-	44.813	99.9	23.654	99.6	17.369	111.3	1:25.836	9-	44.534	99.0	23.470	103.6	18.247	108.4	1:26.251
3-	44.352	100.2	23.048	104.2	17.211	110.7	1:24.611	10-	45.044	98.5	22.993	105.5	17.259	111.3	1:25.296
4-	44.378	100.3	23.049	104.9	17.515	110.6	1:24.942	11-	44.093	101.2	22.868	105.8	17.024	111.1	1:23.985
5-	44.247	99.4	22.872	105.0	17.395	109.7	1:24.514	12-	45.314	95.6	23.409	102.0	17.440	109.5	1:26.163
6-	44.381	98.4	22.924	105.5	17.334	110.4	1:24.639	13-	44.489	99.6	22.768	104.0	17.325	109.3	1:24.582
7-	44.308	100.2	22.781	105.2	17.234	110.9	1:24.323	14-	44.520	99.7	22.781	102.3	17.274	108.9	1:24.575
19	Dan DE ZILLE C Minister International														
1-	79.8	26.257	93.5	19.294	99.1	1:58.552	8-	55.637	90.6	27.235	82.4	21.226	98.1	1:44.098	
2-	49.079	92.1	24.505	91.3	19.098	102.5	1:32.682	9-	49.782	90.9	25.848	97.7	18.313	105.5	1:33.943
3-	49.237	93.7	24.390	94.8	18.505	105.8	1:32.132	10-	48.630	72.5	25.472	98.7	18.151	106.7	1:32.253
4-	46.959	96.6	23.842	100.5	18.193	107.0	1:28.994	11-	47.259	90.9	25.066	98.5	18.288	106.3	1:30.613
5-	47.812	93.5	23.819	101.1	18.164	106.9	1:29.795	12-	48.171	93.3	24.457	98.5	18.242	107.0	1:30.870
6-	46.683	94.5	23.709	102.1	18.067	106.5	1:28.459	13-	47.997	89.6	23.985	99.4	18.524	100.9	1:30.506
7-	46.123	93.2	23.814	101.2	18.081	106.5	1:28.018								
21	Cormac O'NEILL C Cliff Dempsey Racing														
1-	98.4	23.009	103.4	17.439	111.8	1:36.478	8-	44.297	100.9	22.559	104.9	17.463	111.8	1:24.319	
2-	44.608	101.1	22.714	104.4	17.048	113.4	1:24.370	9-	45.226	96.3	22.823	104.2	17.170	111.3	1:25.219
3-	43.842	102.3	22.425	106.2	17.328	114.5	1:23.595	10-	56.057	99.4	22.918	103.7	17.752	111.1	1:36.727
4-	44.346	101.8	23.122	103.1	17.403	112.2	1:24.871	11-	44.801	101.8	22.671	104.5	17.304	111.5	1:24.776
5-	52.648	97.8	22.857	104.5	17.482	110.9	1:32.987	12-	44.526	101.4	22.722	104.7	17.518	111.1	1:24.766
6-	45.129	100.3	22.633	104.9	17.234	111.7	1:24.996	13-	44.394	101.1	22.497	104.7	17.610	111.5	1:24.501
7-	44.205	99.6	22.794	104.7	17.380	111.5	1:24.379	14-	44.715	99.7	22.617	103.4	17.772	108.9	1:25.104

Weather / Track : Cloudy / Dry

Circuit Length = 1.9400 miles
 Start: 11:33 End: 11:54

Dunlop MSA Formula Ford Championship of Great Britain
RACE 7 - ROUND 12 - SECTOR ANALYSIS

22	Scott MALVERN				C Cliff Dempsey Racing										
1-	100.0	22.604	104.9	17.028	112.4	1:30.681	8-	43.182	101.1	22.145	104.5	16.899	111.5	1:22.226	
2-	43.764	100.6	22.326	104.2	16.995	110.7	1:23.085	9-	43.402	100.8	22.281	104.2	16.895	111.3	1:22.578
3-	44.005	101.5	22.335	105.0	16.906	112.6	1:23.246	10-	43.577	98.7	22.310	103.9	17.110	110.7	1:22.997
4-	43.453	101.5	22.120	105.5	16.763	112.4	1:22.336	11-	43.418	101.1	22.265	104.4	16.928	111.1	1:22.611
5-	43.166	100.5	22.351	105.4	16.942	112.0	1:22.459	12-	43.698	99.9	22.225	104.4	16.788	112.4	1:22.711
6-	43.324	101.5	22.390	104.5	16.944	112.0	1:22.658	13-	43.857	100.2	22.286	104.4	16.966	111.3	1:23.109
7-	43.439	100.9	22.271	104.5	16.944	111.7	1:22.654	14-	43.575	100.9	22.240	104.2	16.941	109.1	1:22.756
24	Zaamin JAFFER				C Raysport/Circuit Design										
1-	97.1	23.295	104.2	17.180	113.2	1:35.575	8-	44.039	99.7	23.381	103.4	20.027	108.4	1:27.447	
2-	44.468	100.0	22.796	104.9	17.188	112.4	1:24.452	9-	45.443	100.9	23.036	104.2	18.324	110.9	1:26.803
3-	44.193	101.1	22.745	104.9	17.225	112.2	1:24.163	10-	44.746	100.0	22.775	103.6	17.282	109.5	1:24.803
4-	44.393	100.5	22.948	104.9	17.301	110.7	1:24.642	11-	44.131	99.6	22.687	104.4	17.104	109.7	1:23.922
5-	44.223	100.6	22.839	104.5	17.433	109.3	1:24.495	12-	45.919	96.3	24.064	95.7	17.520	109.5	1:27.503
6-	44.153	100.9	22.993	104.4	17.238	108.4	1:24.384	13-	44.428	99.3	22.632	105.0	17.076	111.5	1:24.136
7-	44.503	102.1	23.245	103.9	17.189	110.6	1:24.937	14-	46.377	100.5	22.687	104.2	17.158	109.3	1:26.222
26	James TUCKER				C JTR										
1-	100.9	23.092	106.0	17.340	113.2	1:34.516	8-	43.429	101.8	22.499	106.0	17.098	111.7	1:23.026	
2-	44.512	101.2	22.902	105.4	17.431	113.9	1:24.845	9-	43.661	100.6	22.424	105.8	17.427	108.4	1:23.512
3-	43.880	100.2	22.596	105.8	17.420	113.9	1:23.896	10-	43.693	100.6	22.584	105.5	17.226	109.5	1:23.503
4-	44.123	98.3	22.602	106.4	17.075	112.2	1:23.800	11-	43.786	100.6	22.387	105.7	16.920	112.8	1:23.093
5-	43.527	100.8	22.442	106.5	17.144	109.3	1:23.113	12-	43.877	99.9	22.542	105.7	17.123	111.1	1:23.542
6-	43.447	99.4	22.626	103.7	17.026	112.2	1:23.099	13-	43.787	100.6	22.356	105.5	17.203	111.3	1:23.346
7-	43.497	101.1	22.466	105.8	17.013	112.0	1:22.976	14-	43.853	96.7	22.484	105.7	16.989	111.8	1:23.326
27	Daniel CAMMISH				C JTR										
1-	98.7	22.673	106.5	17.040	113.2	1:30.862	8-	43.005	101.8	22.148	105.4	16.868	111.5	1:22.021	
2-	43.744	102.0	22.411	106.2	16.895	113.2	1:23.050	9-	43.082	101.4	22.161	105.5	16.904	110.7	1:22.147
3-	43.456	101.4	22.320	105.2	16.923	110.9	1:22.699	10-	43.165	101.2	22.244	105.4	16.852	111.1	1:22.261
4-	43.128	102.0	22.217	106.2	16.818	111.8	1:22.163	11-	43.271	101.5	22.197	105.7	16.852	111.5	1:22.320
5-	43.163	102.0	22.237	105.0	16.866	111.5	1:22.266	12-	43.138	101.1	22.192	105.4	16.918	111.5	1:22.248
6-	43.115	101.1	22.277	105.4	17.026	111.1	1:22.418	13-	43.188	100.9	22.215	105.7	16.927	111.5	1:22.330
7-	43.121	100.9	22.143	105.5	16.941	111.5	1:22.205	14-	43.129	101.5	22.172	105.2	16.947	111.3	1:22.248
28	Tio ELLINAS				C JTR										
1-	99.4	22.413	105.8	17.066	110.7	1:29.023	8-	42.778	102.6	22.045	105.7	16.744	111.3	1:21.567	
2-	43.351	101.5	22.209	105.2	16.804	111.5	1:22.364	9-	42.717	102.6	22.037	105.7	16.700	111.3	1:21.454
3-	43.103	102.0	22.158	103.1	16.835	110.9	1:22.096	10-	42.823	101.8	22.090	105.2	16.748	111.7	1:21.661
4-	42.984	102.5	22.017	106.0	16.798	111.1	1:21.799	11-	42.831	102.3	22.028	106.0	16.882	111.5	1:21.741
5-	43.144	99.9	22.180	105.4	16.752	111.3	1:22.076	12-	42.749	102.5	22.070	105.4	16.697	111.5	1:21.516
6-	43.022	102.0	22.114	105.5	16.661	111.5	1:21.797	13-	42.875	102.0	22.055	105.4	16.691	111.5	1:21.621
7-	42.818	101.4	21.957	105.5	16.711	111.7	1:21.486	14-	42.995	101.4	22.131	104.9	16.842	109.8	1:21.968
42	Tristan MINGAY				S Raysport										
1-	98.8	23.852	102.8	17.545	111.7	1:37.003	8-	44.253	100.3	22.661	103.1	17.057	108.9	1:23.971	
2-	44.783	101.4	23.201	101.5	17.066	110.7	1:25.050	9-	43.823	100.3	22.584	104.0	17.014	109.7	1:23.421
3-	43.511	101.2	22.523	104.4	17.007	111.5	1:23.041	10-	43.807	101.8	22.721	103.7	16.890	110.6	1:23.418
4-	44.439	98.5	22.830	104.7	17.534	112.0	1:24.803	11-	43.693	101.2	22.614	104.2	17.005	110.4	1:23.312
5-	43.842	102.3	22.682	104.7	17.630	111.1	1:24.154	12-	43.778	100.6	22.678	104.2	16.961	110.4	1:23.417
6-	44.090	100.3	22.803	104.4	17.117	110.7	1:24.010	13-	43.712	100.5	23.186	103.6	17.359	111.3	1:24.257
7-	43.804	99.3	22.766	102.9	17.012	109.7	1:23.582	14-	44.398	100.0	22.583	102.9	16.944	109.8	1:23.925
43	Ashley GRANT				S Harkesport										
1-	89.1	25.449	94.3	18.206	105.5	1:41.909	8-	46.579	93.9	23.677	102.6	17.646	105.3	1:27.902	
2-	47.821	89.8	24.593	97.8	18.165	104.2	1:30.579	9-	46.766	91.7	24.445	97.5	17.782	105.3	1:28.993
3-	48.775	89.5	25.862	99.4	17.874	105.5	1:32.511	10-	46.468	93.6	24.128	99.6	18.670	105.7	1:29.266
4-	47.959	95.5	24.147	99.4	17.830	105.2	1:29.936	11-	47.529	92.9	24.715	102.0	18.661	105.8	1:30.905
5-	47.458	90.9	24.029	101.1	17.874	105.7	1:29.361	12-	48.722	87.6	25.875	101.4	18.320	105.2	1:32.917
6-	47.048	95.6	24.001	101.1	17.702	105.7	1:28.751	13-	48.033	82.3	24.776	101.1	18.064	105.0	1:30.873
7-	47.188	91.3	24.001	101.1	17.866	106.0	1:29.055								

Weather / Track : Cloudy / Dry

Circuit Length = 1.9400 miles
Start: 11:33 End: 11:54

Dunlop MSA Formula Ford Championship of Great Britain
RACE 7 - ROUND 12 - SECTOR ANALYSIS

44	Mark HARPER				C Harkesport										
1 -	96.4	23.660	101.4	17.702	108.9	1:37.676	8 -	44.426	98.3	22.702	102.8	17.311	107.7	1:24.439	
2 -	45.034	96.1	23.375	100.5	17.451	109.1	1:25.860	9 -	48.105	93.6	23.383	103.9	17.543	108.8	1:29.031
3 -	44.411	98.8	23.059	101.1	17.306	108.6	1:24.776	10 -	44.568	99.4	22.922	101.8	17.346	107.5	1:24.836
4 -	44.838	96.4	23.051	102.1	17.486	107.7	1:25.375	11 -	44.908	97.8	22.946	100.8	17.323	107.5	1:25.177
5 -	44.645	98.7	23.137	100.3	17.478	107.9	1:25.260	12 -	44.996	96.6	23.233	101.8	17.394	107.7	1:25.623
6 -	44.391	98.4	22.866	102.1	17.377	107.2	1:24.634	13 -	44.620	98.0	22.928	101.2	17.390	107.5	1:24.938
7 -	44.692	98.5	22.658	102.8	17.414	108.2	1:24.764	14 -	44.553	97.4	22.913	100.6	17.320	107.5	1:24.786
54	Nathan FREKE				G Century Motorsport										
1 -	98.0	22.908	105.2	17.505	111.1	1:35.253	8 -	44.155	100.6	22.694	104.9	17.177	109.7	1:24.026	
2 -	44.417	98.8	22.734	104.7	17.344	110.9	1:24.495	9 -	44.359	99.6	22.797	104.9	17.130	110.0	1:24.286
3 -	44.081	100.2	22.526	105.0	17.209	112.0	1:23.816	10 -	44.333	98.5	22.653	104.0	17.124	109.8	1:24.110
4 -	44.366	98.4	22.618	105.7	17.154	110.9	1:24.138	11 -	43.998	99.4	22.655	104.9	17.095	110.2	1:23.748
5 -	43.951	98.7	22.622	105.5	17.098	110.2	1:23.671	12 -	44.051	99.6	22.634	104.4	17.139	110.4	1:23.824
6 -	43.840	98.8	22.666	105.4	17.039	110.9	1:23.545	13 -	44.105	99.0	23.086	104.2	17.551	109.7	1:24.742
7 -	43.908	99.7	22.615	105.0	17.127	110.4	1:23.650	14 -	44.934	99.4	22.590	104.2	17.423	107.9	1:24.947
60	Jake COOK				C Getem Racing										
1 -	100.3	22.552	104.9	17.176	112.8	1:33.379	8 -	43.269	102.3	22.294	105.7	16.940	110.9	1:22.503	
2 -	44.541	102.9	22.283	105.0	16.976	111.8	1:23.800	9 -	43.273	102.9	22.428	105.4	16.847	111.5	1:22.548
3 -	43.511	101.4	22.422	105.8	17.069	113.0	1:23.002	10 -	43.633	102.0	22.326	105.0	16.941	111.5	1:22.900
4 -	43.395	102.1	22.216	105.8	16.899	111.5	1:22.510	11 -	43.441	102.5	22.344	104.5	16.942	111.5	1:22.727
5 -	43.459	100.5	22.303	105.7	16.950	110.7	1:22.712	12 -	43.236	102.1	22.377	105.0	16.878	112.2	1:22.491
6 -	43.511	101.5	22.279	105.7	16.808	111.5	1:22.598	13 -	43.435	100.5	22.193	105.8	16.919	111.3	1:22.547
7 -	43.436	101.1	22.267	105.7	16.818	111.8	1:22.521	14 -	43.572	102.6	22.140	105.4	16.938	111.7	1:22.650
77	Antti BURI				C Enigma Motorsport										
1 -	99.1	22.547	106.4	16.974	112.4	1:29.939	8 -	42.941	100.0	22.185	106.7	16.783	111.5	1:21.909	
2 -	43.106	102.8	22.279	106.2	16.859	113.5	1:22.244	9 -	42.742	102.8	22.356	106.5	16.754	113.4	1:21.852
3 -	43.246	101.7	22.706	105.5	16.914	112.0	1:22.866	10 -	43.233	101.1	22.344	106.4	16.835	111.8	1:22.412
4 -	42.834	102.0	22.063	107.0	16.783	112.4	1:21.680	11 -	43.068	100.9	22.155	105.7	16.891	109.8	1:22.114
5 -	42.924	102.6	22.054	106.7	16.707	112.4	1:21.685	12 -	43.081	101.2	22.192	105.0	16.795	111.7	1:22.068
6 -	42.865	101.4	22.172	106.5	16.764	112.6	1:21.801	13 -	43.310	100.6	22.365	105.7	16.909	111.8	1:22.584
7 -	42.793	101.8	22.084	106.5	16.751	113.0	1:21.628	14 -	43.214	102.3	22.178	105.4	16.846	111.5	1:22.238

Weather / Track : Cloudy / Dry

Circuit Length = 1.9400 miles
 Start: 11:33 End: 11:54

Dunlop MSA Formula Ford Championship of Great Britain

RACE 7 - ROUND 12 - BEST SECTOR TIMES

SECTOR 1			SECTOR 2			SECTOR 3			IDEAL / BEST COMPARISON						
POS	NO	NAME	TIME	NO	NAME	TIME	NO	NAME	TIME	POS	NO	NAME	IDEAL	BEST	DIFF
1	28	ELLINAS	42.717	1	PYE	21.950	28	ELLINAS	16.661	1	28	ELLINAS	1:21.335	1:21.454	0.119
2	77	BURI	42.742	28	ELLINAS	21.957	77	BURI	16.707	2	77	BURI	1:21.503	1:21.628	0.125
3	1	PYE	42.904	77	BURI	22.054	22	MALVERN	16.763	3	1	PYE	1:21.646	1:21.712	0.066
4	27	CAMMISH	43.005	22	MALVERN	22.120	1	PYE	16.792	4	27	CAMMISH	1:21.966	1:22.021	0.055
5	22	MALVERN	43.166	60	COOK	22.140	60	COOK	16.808	5	22	MALVERN	1:22.049	1:22.226	0.177
6	60	COOK	43.236	27	CAMMISH	22.143	27	CAMMISH	16.818	6	60	COOK	1:22.184	1:22.491	0.307
7	0	HILL	43.285	0	HILL	22.180	42	MINGAY	16.890	7	0	HILL	1:22.416	1:22.591	0.175
8	3	BERNSTORFF	43.358	3	BERNSTORFF	22.211	26	TUCKER	16.920	8	3	BERNSTORFF	1:22.528	1:22.738	0.210
9	26	TUCKER	43.429	26	TUCKER	22.356	0	HILL	16.951	9	26	TUCKER	1:22.705	1:22.976	0.271
10	42	MINGAY	43.511	21	O'NEILL	22.425	3	BERNSTORFF	16.959	10	42	MINGAY	1:22.924	1:23.041	0.117
11	2	SLAGHEKKE	43.674	2	SLAGHEKKE	22.436	2	SLAGHEKKE	16.987	11	2	SLAGHEKKE	1:23.097	1:23.355	0.258
12	54	FREKE	43.840	42	MINGAY	22.523	17	WILLIAMS	17.024	12	21	O'NEILL	1:23.315	1:23.595	0.280
13	21	O'NEILL	43.842	54	FREKE	22.526	54	FREKE	17.039	13	54	FREKE	1:23.405	1:23.545	0.140
14	24	JAFFER	44.039	24	JAFFER	22.632	21	O'NEILL	17.048	14	24	JAFFER	1:23.747	1:23.922	0.175
15	17	WILLIAMS	44.093	44	HARPER	22.658	24	JAFFER	17.076	15	17	WILLIAMS	1:23.885	1:23.985	0.100
16	44	HARPER	44.391	17	WILLIAMS	22.768	44	HARPER	17.306	16	44	HARPER	1:24.355	1:24.439	0.084
17	19	DE ZILLE	46.123	43	GRANT	23.677	43	GRANT	17.646	17	43	GRANT	1:27.791	1:27.902	0.111
18	43	GRANT	46.468	19	DE ZILLE	23.709	19	DE ZILLE	18.067	18	19	DE ZILLE	1:27.899	1:28.018	0.119
												Perfect Lap		1:21.328	

Weather / Track : Cloudy / Dry

Circuit Length = 1.9400 miles
Start: 11:33 End: 11:54

Dunlop MSA Formula Ford Championship of Great Britain
RACE 7 - ROUND 12 - SPEED TRAPS

SECTOR 1				SECTOR 2			FINISH LINE			
POS	NO	NAME	MPH	NO	NAME	MPH	NO	NAME	MPH	
1	60	Jake COOK	102.9	77	Antti BURI	107.0	21	Cormac O'NEILL	114.5	
2	77	Antti BURI	102.8	1	Scott PYE	106.9	26	James TUCKER	113.9	
3	28	Tio ELLINAS	102.6	0	Josh HILL	106.5	77	Antti BURI	113.5	
4	1	Scott PYE	102.5	26	James TUCKER	106.5	24	Zaamin JAFFER	113.2	
5	21	Cormac O'NEILL	102.3	27	Daniel CAMMISH	106.5	27	Daniel CAMMISH	113.2	
6	42	Tristan MINGAY	102.3	21	Cormac O'NEILL	106.2	60	Jake COOK	113.0	
7	2	Jeroen SLAGHEKKE	102.1	28	Tio ELLINAS	106.0	0	Josh HILL	112.8	
8	24	Zaamin JAFFER	102.1	17	Luke WILLIAMS	105.8	1	Scott PYE	112.8	
9	27	Daniel CAMMISH	102.0	60	Jake COOK	105.8	22	Scott MALVERN	112.6	
10	26	James TUCKER	101.8	3	Emil BERNSTORFF	105.7	2	Jeroen SLAGHEKKE	112.4	
11	3	Emil BERNSTORFF	101.5	54	Nathan FREKE	105.7	42	Tristan MINGAY	112.0	
12	22	Scott MALVERN	101.5	22	Scott MALVERN	105.5	54	Nathan FREKE	112.0	
13	0	Josh HILL	101.4	2	Jeroen SLAGHEKKE	105.4	28	Tio ELLINAS	111.7	
14	17	Luke WILLIAMS	101.2	24	Zaamin JAFFER	105.0	3	Emil BERNSTORFF	111.5	
15	54	Nathan FREKE	100.6	42	Tristan MINGAY	104.7	17	Luke WILLIAMS	111.3	
16	44	Mark HARPER	99.4	44	Mark HARPER	103.9	44	Mark HARPER	109.1	
17	19	Dan DE ZILLE	96.6	43	Ashley GRANT	102.6	19	Dan DE ZILLE	107.0	
18	43	Ashley GRANT	95.6	19	Dan DE ZILLE	102.1	43	Ashley GRANT	106.0	

Weather / Track : Cloudy / Dry

Circuit Length = 1.9400 miles
 Start: 11:33 End: 11:54

Dunlop MSA Formula Ford Championship of Great Britain

RACE 7 - ROUND 12 - POSITION CHART

No	Name	Laps Pos	Laps														
			1	2	3	4	5	6	7	8	9	10	11	12	13	14	
28	Tio ELLINAS	1	28	28	28	28	28	28	28	28	28	28	28	28	28	28	28
1	Scott PYE	2	1	1	1	1	1	1	1	1	1	1	77	77	77	77	77
77	Antti BURI	3	77	77	77	77	77	77	77	77	77	77	1	1	1	1	1
22	Scott MALVERN	4	22	22	27	27	27	27	27	27	27	27	27	27	27	27	27
27	Daniel CAMMISH	5	27	27	22	22	22	22	22	22	22	22	22	22	22	22	22
0	Josh HILL	6	0	0	0	60	60	60	60	60	60	60	60	60	60	60	60
60	Jake COOK	7	60	60	60	0	0	0	0	0	0	0	0	0	0	0	0
3	Emil BERNSTORFF	8	3	3	3	3	3	3	3	3	3	3	3	3	26	26	26
26	James TUCKER	9	26	2	2	26	26	26	26	26	26	26	26	3	3	3	3
2	Jeroen SLAGHEKKE	10	2	26	26	54	54	54	54	54	54	54	54	54	54	54	42
54	Nathan FREKE	11	54	54	54	24	24	24	42	42	42	42	42	42	42	42	54
24	Zaamin JAFFER	12	24	24	24	21	2	42	24	2	2	2	2	2	2	2	2
21	Cormac O'NEILL	13	21	21	21	2	42	2	2	24	17	24	24	17	17	17	17
17	Luke WILLIAMS	14	17	42	42	42	17	17	17	17	24	17	17	24	24	24	24
42	Tristan MINGAY	15	42	17	17	17	44	44	44	44	21	44	44	44	44	44	44
44	Mark HARPER	16	44	44	44	44	21	21	21	21	21	44	21	21	21	21	21
43	Ashley GRANT	17	43	43	43	43	43	43	43	43	43	43	43	43	43	43	43
19	Dan DE ZILLE	18	19	19	19	19	19	19	19	19	19	19	19	19	19	19	19

Weather / Track : Cloudy / Dry

Circuit Length = 1.9400 miles
Start: 11:33 End: 11:54