


FormulaFord

2008



EVENT INFORMATION

Spa-Francorchamps

June 19 20 21 22 / 2008

12 Heures de Spa Francorchamps

Formula Ford

Qualifying

Pos	No	Cl	Pn Team	Pilote	Veh	1er	2ème	L.	Meilleur	Ecart	Km/h
1	5	B.	Jamun Racing Services	CORREA Victor	Formula Ford	2:28.061	2:28.534	6	2:28.061		170.273
2	3	B.	Jamun Racing Services	BLANCHARD Tim	Formula Ford	2:28.372	2:28.529	7	2:28.372	0:00.311	169.916
3	4	B.	Jamun Racing Services	BOYD Wayne	Formula Ford	2:28.405	2:28.450	7	2:28.405	0:00.344	169.878
4	69	B.	JTR	TANDY Nick	Formula Ford	2:29.375	2:29.465	6	2:29.375	0:01.314	168.775
5	23	B.	Getem Racing	MALIEPAARD Chris	Formula Ford	2:29.441	2:29.885	7	2:29.441	0:01.380	168.701
6	2	B.	Jamun Racing Services	COLE James	Formula Ford	2:29.570	2:30.155	8	2:29.570	0:01.509	168.555
7	6	B.	Fluid Motorsport Developm	SORENSEN Marco	Formula Ford	2:29.585	2:29.735	7	2:29.585	0:01.524	168.538
8	98	B.	JTR	HAMILTON Matt	Formula Ford	2:29.720	2:30.014	10	2:29.720	0:01.659	168.386
9	11	B.	Kevin Mills Racing	CAMPFIELD Adrian	Formula Ford	2:29.913	2:30.425	5	2:29.913	0:01.852	168.17
10	58	B.	Getem Racing/thebogcoldtu	STUTELEY Linton	Formula Ford	2:30.163	2:30.291	8	2:30.163	0:02.102	167.89
11	75	DD	John s Racing Team	SVENSSON John	Formula Ford	2:30.167	2:30.409	8	2:30.167	0:02.106	167.885
12	12	B.	Kevin Mills Racing	WOOD Glen	Formula Ford	2:30.281	2:30.588	7	2:30.281	0:02.220	167.758
13	718	DD	Vuik Racing	JONGEJANS Rogier	Formula Ford	2:30.322	2:30.833	7	2:30.322	0:02.261	167.712
14	711	DD	Vuik Racing	VUIK Jr Henk	Formula Ford	2:30.351	2:31.582	9	2:30.351	0:02.290	167.68
15	78	DD	KTG Racing	KNAP Simon	Formula Ford	2:30.415	2:30.872	10	2:30.415	0:02.354	167.608
16	73	DD	Stuart Racing	STUART Liroy	Formula Ford	2:30.457	2:30.784	6	2:30.457	0:02.396	167.561
17	24	B.	JTR	DE WIT Rogier	Formula Ford	2:30.555	2:30.823	11	2:30.555	0:02.494	167.452
18	7	B.	Fluid Motorsport Developm	BROWN David	Formula Ford	2:30.624	2:31.099	8	2:30.624	0:02.563	167.376
19	714	DD	Racing Team Vestergaard	VESTERGAARD Nils	Formula Ford	2:30.805	2:31.443	9	2:30.805	0:02.744	167.175
20	15	B.	JTR	LAYAC Philippe	Formula Ford	2:30.983	2:31.768	12	2:30.983	0:02.922	166.978
21	99	BS	Sterling Motorsports	PALMER Chrissy	Formula Ford	2:31.023	2:32.225	9	2:31.023	0:02.962	166.934
22	33	BS		FINDLAY Garry	Formula Ford	2:31.527	2:32.644	4	2:31.527	0:03.466	166.378
23	72	DD	Michel Florie	FLORIE Michel	Formula Ford	2:31.702	2:31.754	12	2:31.702	0:03.641	166.186
24	713	DD	Stuart Racing	MUL Jeroen	Formula Ford	2:31.743	2:32.078	9	2:31.743	0:03.682	166.141
25	760	B.	Fluid Motorsport	LIND Dennis	Formule Ford	2:31.747	2:31.806	12	2:31.747	0:03.686	166.137
26	16	BS	Kevin Mills Racing	JONES Alex	Formula Ford	2:32.056	2:32.419	8	2:32.056	0:03.995	165.799
27	77	DD	Geva Racing Service	VAN DER BEEK Jennife	Formula Ford	2:32.270	2:32.858	12	2:32.270	0:04.209	165.566
28	44	BS	Wrensport	SCOTT Felix	Formula Ford	2:32.271	2:32.648	8	2:32.271	0:04.210	165.565
29	727	DZ	Geva Racing Service	VAN UITERT Arthur	Formula Ford	2:39.949	2:40.359	10	2:39.949	0:11.888	157.618
30	716	DD	Fluid Motorsport	FROEKJAAR-LORENSEN	Formula Ford	2:44.425	2:44.500	11	2:44.425	0:16.364	153.327

Les résultats sont provisoires jusqu'à la fin de la période de protestation et des appels

Spa-Francorchamps

La limite pour les protestations expire 30' au plus tard après la publication des résultats - Heure :

Longueur du circuit = 7.003 km


Les résultats sont suspendus jusqu'à la fin des investigations

Clerk of the course: David Pierre	Chronomètreur: R.I.S.
-----------------------------------	-----------------------

Races Information Services - <http://www.ris-timing.be> - E-Mail : ris-timing@skynet.be

Imprimé à 14:04, 20/06/2008/E3





EVENT INFORMATION

Spa-Francorchamps

June 19 20 21 22 / 2008

12 Heures de Spa Francorchamps

Formula Ford

Qualifying

Pos	No	Cl	Pn Team	Pilote	Veh	Ses.1	Ses.2	L.	Meilleur	Ecart	Km/h
Classe British .											
1	5	B.	Jamun Racing Services	CORREA Victor	Formula Ford	2:28.061		6	2:28.061		170.273
2	3	B.	Jamun Racing Services	BLANCHARD Tim	Formula Ford	2:28.372		7	2:28.372	0:00.311	169.916
3	4	B.	Jamun Racing Services	BOYD Wayne	Formula Ford	2:28.405		7	2:28.405	0:00.344	169.878
4	69	B.	JTR	TANDY Nick	Formula Ford	2:29.375		6	2:29.375	0:01.314	168.775
5	23	B.	Getem Racing	MALIEPAARD Chris	Formula Ford	2:29.441		7	2:29.441	0:01.380	168.701
6	2	B.	Jamun Racing Services	COLE James	Formula Ford	2:29.570		8	2:29.570	0:01.509	168.555
7	6	B.	Fluid Motorsport Developm	SORENSEN Marco	Formula Ford	2:29.585		7	2:29.585	0:01.524	168.538
8	98	B.	JTR	HAMILTON Matt	Formula Ford	2:29.720		10	2:29.720	0:01.659	168.386
9	11	B.	Kevin Mills Racing	CAMPFIELD Adrian	Formula Ford	2:29.913		5	2:29.913	0:01.852	168.17
10	58	B.	Getem Racing/thebogoldtu	STUTELEY Linton	Formula Ford	2:30.163		8	2:30.163	0:02.102	167.89
11	12	B.	Kevin Mills Racing	WOOD Glen	Formula Ford	2:30.281		7	2:30.281	0:02.220	167.758
12	24	B.	JTR	DE WIT Rogier	Formula Ford	2:30.555		11	2:30.555	0:02.494	167.452
13	7	B.	Fluid Motorsport Developm	BROWN David	Formula Ford	2:30.624		8	2:30.624	0:02.563	167.376
14	15	B.	JTR	LAYAC Philippe	Formula Ford	2:30.983		12	2:30.983	0:02.922	166.978
15	760	B.	Fluid Motorsport	LIND Dennis	Formula Ford	2:31.747		12	2:31.747	0:03.686	166.137
Classe British S											
1	99	BS	Sterling Motorsports	PALMER Chrissy	Formula Ford	2:31.023		9	2:31.023		166.934
2	33	BS		FINDLAY Garry	Formula Ford	2:31.527		4	2:31.527	0:00.504	166.378
3	16	BS	Kevin Mills Racing	JONES Alex	Formula Ford	2:32.056		8	2:32.056	0:01.033	165.799
4	44	BS	Wrensport	SCOTT Felix	Formula Ford	2:32.271		8	2:32.271	0:01.248	165.565
Classe Dutch Duratec											
1	75	DD	John s Racing Team	SVENSSON John	Formula Ford	2:30.167		8	2:30.167		167.885
2	718	DD	Vuik Racing	JONGEJANS Rogier	Formula Ford	2:30.322		7	2:30.322	0:00.155	167.712
3	711	DD	Vuik Racing	VUIK Jr Henk	Formula Ford	2:30.351		9	2:30.351	0:00.184	167.68
4	78	DD	KTG Racing	KNAP Simon	Formula Ford	2:30.415		10	2:30.415	0:00.248	167.608
5	73	DD	Stuart Racing	STUART Liroy	Formula Ford	2:30.457		6	2:30.457	0:00.290	167.561
6	714	DD	Racing Team Vestergaard	VESTERGAARD Nils	Formula Ford	2:30.805		9	2:30.805	0:00.638	167.175
7	72	DD	Michel Florie	FLORIE Michel	Formula Ford	2:31.702		12	2:31.702	0:01.535	166.186
8	713	DD	Stuart Racing	MUL Jeroen	Formula Ford	2:31.743		9	2:31.743	0:01.576	166.141
9	77	DD	Geva Racing Service	VAN DER BEEK Jennife	Formula Ford	2:32.270		12	2:32.270	0:02.103	165.566
10	716	DD	Fluid Motorsport	FROEKJAAR-LORENSEN	Formula Ford	2:44.425		11	2:44.425	0:14.258	153.327
Classe Dutch Zetec											
1	727	DZ	Geva Racing Service	VAN UITERT Arthur	Formula Ford	2:39.949		10	2:39.949		157.618

Les résultats sont provisoires jusqu'à la fin de la période de protestation et des appels

Spa-Francorchamps

La limite pour les protestations expire 30' au plus tard après la publication des résultats - Heure :

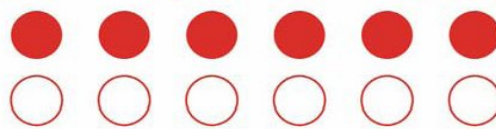
Longueur du circuit = 7.003 km

Les résultats sont suspendus jusqu'à la fin des investigations

Clerk of the course: David Pierre	Chronomètreur: R.I.S.
-----------------------------------	-----------------------

FormulaFord

2008



EVENT INFORMATION

Spa-Francorchamps

June 19 20 21 22 / 2008

12 Heures de Spa Francorchamps

Formula Ford

Qualifying

Pos	No	Cl	Pn Team	Pilote	Veh	Ses.1	Ses.2	L.	Meilleur	Ecart
Groupe British										
1	5	B.	Jamun Racing Services	CORREA Victor	Formula Ford	2:28.061	6	2:28.061		
2	3	B.	Jamun Racing Services	BLANCHARD Tim	Formula Ford	2:28.372	7	2:28.372	0:00.311	
3	4	B.	Jamun Racing Services	BOYD Wayne	Formula Ford	2:28.405	7	2:28.405	0:00.344	
4	69	B.	JTR	TANDY Nick	Formula Ford	2:29.375	6	2:29.375	0:01.314	
5	23	B.	Getem Racing	MALIEPAARD Chris	Formula Ford	2:29.441	7	2:29.441	0:01.380	
6	2	B.	Jamun Racing Services	COLE James	Formula Ford	2:29.570	8	2:29.570	0:01.509	
7	6	B.	Fluid Motorsport Developm	SORENSEN Marco	Formula Ford	2:29.585	7	2:29.585	0:01.524	
8	98	B.	JTR	HAMILTON Matt	Formula Ford	2:29.720	10	2:29.720	0:01.659	
9	11	B.	Kevin Mills Racing	CAMPFIELD Adrian	Formula Ford	2:29.913	5	2:29.913	0:01.852	
10	58	B.	Getem Racing/thebogcoldtu	STUTELEY Linton	Formula Ford	2:30.163	8	2:30.163	0:02.102	
11	12	B.	Kevin Mills Racing	WOOD Glen	Formula Ford	2:30.281	7	2:30.281	0:02.220	
12	24	B.	JTR	DE WIT Rogier	Formula Ford	2:30.555	11	2:30.555	0:02.494	
13	7	B.	Fluid Motorsport Developm	BROWN David	Formula Ford	2:30.624	8	2:30.624	0:02.563	
14	15	B.	JTR	LAYAC Philippe	Formula Ford	2:30.983	12	2:30.983	0:02.922	
15	99	BS	Sterling Motorsports	PALMER Chrissy	Formula Ford	2:31.023	9	2:31.023	0:02.962	
16	33	BS		FINDLAY Garry	Formula Ford	2:31.527	4	2:31.527	0:03.466	
17	760	B.	Fluid Motorsport	LIND Dennis	Formule Ford	2:31.747	12	2:31.747	0:03.686	
18	16	BS	Kevin Mills Racing	JONES Alex	Formula Ford	2:32.056	8	2:32.056	0:03.995	
19	44	BS	Wrensport	SCOTT Felix	Formula Ford	2:32.271	8	2:32.271	0:04.210	
Groupe Dutch										
1	75	DD	John s Racing Team	SVENSSON John	Formula Ford	2:30.167	8	2:30.167		
2	718	DD	Vuik Racing	JONGEJANS Rogier	Formula Ford	2:30.322	7	2:30.322	0:00.155	
3	711	DD	Vuik Racing	VUIK Jr Henk	Formula Ford	2:30.351	9	2:30.351	0:00.184	
4	78	DD	KTG Racing	KNAP Simon	Formula Ford	2:30.415	10	2:30.415	0:00.248	
5	73	DD	Stuart Racing	STUART Liroy	Formula Ford	2:30.457	6	2:30.457	0:00.290	
6	714	DD	Racing Team Vestergaard	VESTERGAARD Nils	Formula Ford	2:30.805	9	2:30.805	0:00.638	
7	72	DD	Michel Florie	FLORIE Michel	Formula Ford	2:31.702	12	2:31.702	0:01.535	
8	713	DD	Stuart Racing	MUL Jeroen	Formula Ford	2:31.743	9	2:31.743	0:01.576	
9	77	DD	Geva Racing Service	VAN DER BEEK Jennife	Formula Ford	2:32.270	12	2:32.270	0:02.103	
10	727	DZ	Geva Racing Service	VAN UITERT Arthur	Formula Ford	2:39.949	10	2:39.949	0:09.782	
11	716	DD	Fluid Motorsport	FROEKJAAR-LORENSEN	Formula Ford	2:44.425	11	2:44.425	0:14.258	

Les résultats sont provisoires jusqu'à la fin de la période de protestation et des appels

La limite pour les protestations expire 30' au plus tard après la publication des résultats - Heure :

Les résultats sont suspendus jusqu'à la fin des investigations

Clerk of the course: David Pierre	Chronomètreur: R.I.S.
-----------------------------------	-----------------------

Races Information Services - <http://www.ris-timing.be> - E-Mail : ris-timing@skynet.be

Imprimé à 14:11, 20/06/2008/E3



12 Heures de Spa Francorchamps**Formula Ford**
Qualifying
Best Sector Times

SECTOR 1			SECTOR 2			SECTOR 3			IDEAL	BEST		
1	5	0:41.843	1	4	1:07.334	1	3	0:38.211	1	15	2:31.006	0:43.929
2	75	0:42.167	2	5	1:07.453	2	5	0:38.340	2	5	2:27.636	2:28.061
3	3	0:42.223	3	98	1:07.658	3	4	0:38.420	3	3	2:28.534	2:28.372
4	4	0:42.298	4	6	1:07.837	4	2	0:38.435	4	4	2:28.052	2:28.405
5	12	0:42.406	5	23	1:08.036	5	16	0:38.576	5	23	2:29.433	2:29.441
6	6	0:42.444	6	58	1:08.067	6	6	0:38.658	6	2	2:29.467	2:29.570
7	23	0:42.458	7	3	1:08.100	7	98	0:38.693	7	6	2:28.939	2:29.585
8	11	0:42.543	8	718	1:08.203	8	24	0:38.700	8	98	2:29.186	2:29.720
9	713	0:42.544	9	24	1:08.331	9	11	0:38.728	9	11	2:29.900	2:29.913
10	2	0:42.547	10	33	1:08.390	10	718	0:38.772	10	58	2:29.716	2:30.163
11	78	0:42.640	11	78	1:08.445	11	75	0:38.808	11	75	2:29.540	2:30.167
12	58	0:42.700	12	2	1:08.485	12	711	0:38.897	12	12	2:30.119	2:30.281
13	16	0:42.724	13	75	1:08.565	13	15	0:38.917	13	718	2:29.700	2:30.322
14	718	0:42.725	14	7	1:08.619	14	73	0:38.919	14	711	2:30.300	2:30.351
15	7	0:42.756	15	711	1:08.625	15	23	0:38.939	15	78	2:30.026	2:30.415
16	73	0:42.760	16	73	1:08.625	16	78	0:38.941	16	73	2:30.304	2:30.457
17	711	0:42.778	17	11	1:08.629	17	58	0:38.949	17	24	2:29.884	2:30.555
18	98	0:42.835	18	714	1:08.693	18	12	0:38.968	18	7	2:30.346	2:30.624
19	60	0:42.846	19	12	1:08.745	19	7	0:38.971	19	714	2:30.703	2:30.805
20	24	0:42.853	20	72	1:08.873	20	99	0:39.037	20	99	2:30.985	2:31.023
21	714	0:42.858	21	15	1:09.065	21	60	0:39.130	21	33	2:31.527	2:31.527
22	99	0:42.872	22	60	1:09.068	22	714	0:39.152	22	72	2:31.046	2:31.702
23	72	0:42.931	23	99	1:09.076	23	713	0:39.204	23	713	2:30.988	2:31.743
24	15	0:43.024	24	77	1:09.166	24	72	0:39.242	24	60	2:31.044	2:31.747
25	44	0:43.097	25	713	1:09.240	25	44	0:39.329	25	16	2:30.822	2:32.056
26	77	0:43.280	26	44	1:09.363	26	33	0:39.432	26	77	2:31.982	2:32.270
27	33	0:43.705	27	16	1:09.522	27	77	0:39.536	27	44	2:31.789	2:32.271
28	727	0:46.004	28	727	1:12.603	28	727	0:41.112	28	727	2:39.719	2:39.949
29	716	0:46.137	29	716	1:14.997	29	716	0:42.522	29	716	2:43.656	2:44.425

12 Heures de Spa Francorchamps

Formula Ford

Qualifying

Sector Analysis

2 COLE James					Formula Ford					B.
1	30:41.785	1:12.971	0:47.688	32:42.444	2	0:43.691	1:08.511	0:38.435	2:30.637	
3	0:42.574	1:08.485	0:38.511	2:29.570	4	0:42.547	1:18.642	0:49.278	2:50.467	
5	8:25.587	1:11.328	0:38.920	10:15.835	6	0:42.890	1:10.157	0:38.600	2:31.647	
7	0:42.703	1:08.608	0:38.844	2:30.155	8	0:43.882	1:14.497	0:49.548	2:47.927	

3 BLANCHARD Tim					Formula Ford					B.
1			32:47.919	32:47.919	2			35:16.448	2:28.529	
3		1:50.161	0:38.211	2:28.372	4	0:42.223	1:15.968	0:49.336	2:47.527	
5	9:38.626	1:16.697	0:39.343	11:34.666	6	0:42.641	1:08.100	0:38.321	2:29.062	
7	0:42.370	1:10.312	0:55.547	2:48.229						

4 BOYD Wayne					Formula Ford					B.
1	30:39.604	1:09.670	0:38.945	32:28.219	2	0:42.758	1:07.825	0:38.420	2:29.003	
3	0:42.691	1:07.334	0:38.425	2:28.450	4	0:42.298	1:07.651	0:38.456	2:28.405	
5	0:42.350	1:08.250	0:38.830	2:29.430	6	0:42.627	1:07.936	0:38.759	2:29.322	
7	0:49.673	1:32.250	1:02.715	3:24.638						

5 CORREA Victor					Formula Ford					B.
1	30:39.589	1:11.144	0:38.753	32:29.486	2	0:42.009	1:07.731	0:38.794	2:28.534	
3	0:42.268	1:07.453	0:38.340	2:28.061	4	0:41.843	1:08.559	0:38.775	2:29.177	
5	0:42.401	1:08.342	0:39.110	2:29.853	6	0:42.310	1:08.698	0:42.822	2:33.830	

6 SORENSEN Marco					Formula Ford					B.
1	31:21.406	1:32.119	0:46.801	33:40.326	2	0:42.933	1:07.994	0:38.658	2:29.585	
3	0:42.646	1:07.837	0:39.252	2:29.735	4	0:42.606	1:08.110	0:41.427	2:32.143	
5	0:42.444	1:09.732	0:56.059	2:48.235	6	13:50.794	1:09.915	0:39.793	15:40.502	
7	0:43.157	1:08.842	0:39.035	2:31.034						

7 BROWN David					Formula Ford					B.
1	31:16.023	1:10.900	0:42.008	33:08.931	2	0:43.061	1:13.623	0:42.874	2:39.558	
3	0:43.742	1:09.068	0:39.233	2:32.043	4	0:43.381	1:08.619	0:39.099	2:31.099	
5	0:43.854	1:09.212	0:39.076	2:32.142	6	0:43.356	1:08.898	0:38.971	2:31.225	
7	0:42.756	1:08.798	0:39.070	2:30.624	8	0:44.804	1:22.591	0:57.492	3:04.887	

11 CAMPFIELD Adrian					Formula Ford					B.
1	30:32.875	1:08.999	0:38.728	32:20.602	2	0:42.549	1:08.629	0:38.735	2:29.913	
3	0:42.543	1:09.094	0:38.788	2:30.425	4	0:42.664	1:09.117	0:39.112	2:30.893	
5	0:43.649	1:10.180	0:49.341	2:43.170						

12 WOOD Glen					Formula Ford					B.
1	30:35.282	1:09.387	0:39.063	32:23.732	2	0:42.548	1:08.917	0:39.123	2:30.588	
3	0:42.568	1:08.745	0:38.968	2:30.281	4	0:42.538	1:10.796	0:39.054	2:32.388	
5	0:42.406	1:08.932	0:39.428	2:30.766	6	0:43.283	1:09.370	0:39.090	2:31.743	
7	0:45.865	1:26.703	1:03.202	3:15.770						

15 LAYAC Philippe					Formula Ford					B.
1	30:35.392	1:10.472	0:39.706	32:25.570	2	0:43.642		1:23.635	0:43.929	
3	2:31.668		1:28.355	2:37.375	4		1:57.773	0:38.917	2:30.983	
5	0:43.024	1:09.814	0:39.026	2:31.864	6	0:56.206	1:21.727	0:55.216	3:13.149	
7	0:43.682	1:09.065	0:39.201	2:31.948	8	0:43.592	1:09.494	0:40.317	2:33.403	
9	0:43.293	1:09.264	0:39.211	2:31.768	10	0:43.559	1:09.512	0:39.247	2:32.318	
11	0:43.481	1:09.482	0:39.222	2:32.185	12	0:43.372	1:09.647	0:39.301	2:32.320	
13	0:43.692	1:32.704	0:39.253	2:55.649						

16 JONES Alex				Formula Ford			BS		
1		34:58.387	34:58.387	2		37:32.048	2:33.661		
3	0:42.821	1:11.936	0:38.576	2:33.333	4	0:42.724	1:09.522	0:39.810	2:32.056
5	0:42.965	1:09.649	0:39.805	2:32.419	6	0:43.293	1:10.008	0:40.134	2:33.435
7	0:44.945	1:18.575	0:54.005	2:57.525					

23 MALIEPAARD Chris				Formula Ford			B.		
1	32:15.736	1:20.952	0:40.925	34:17.613	2	0:42.860	1:08.446	0:39.034	2:30.340
3	0:42.708	1:08.365	0:38.966	2:30.039	4	0:42.904	1:08.163	0:39.056	2:30.123
5	0:42.785	1:08.161	0:38.939	2:29.885	6	0:42.458	1:08.036	0:38.947	2:29.441
7	0:42.715	1:09.134	0:55.184	2:47.033					

24 DE WIT Rogier				Formula Ford			B.		
1	31:18.800	1:17.116	0:39.295	33:15.211	2	0:43.441	1:08.448	0:39.128	2:31.017
3	0:43.524	1:08.331	0:38.700	2:30.555	4	0:43.234	1:08.722	0:38.867	2:30.823
5	0:48.815	1:09.353	0:38.987	2:37.155	6	0:43.708	1:08.480	0:38.817	2:31.005
7	0:42.853	1:09.453	0:39.159	2:31.465	8	0:44.791	1:11.937	0:49.417	2:46.145
9	3:04.221	1:18.355	0:46.366	5:08.942	10	0:43.711	1:09.643	0:39.613	2:32.967
11	0:43.829	1:09.834	0:48.114	2:41.777					

33 FINDLAY Garry				Formula Ford			BS		
1	31:17.555	1:10.531	0:40.175	33:08.261	2	0:43.855	1:09.245	0:39.544	2:32.644
3	0:43.705	1:08.390	0:39.432	2:31.527	4	0:45.644	1:22.065	1:06.254	3:13.963

44 SCOTT Felix				Formula Ford			BS		
1	31:23.428	1:13.445	0:39.612	33:16.485	2	0:43.097	1:09.753	0:39.421	2:32.271
3	0:43.200	1:10.119	0:39.329	2:32.648	4	0:43.170	1:09.363	0:46.645	2:39.178
5	0:43.756	1:10.327	0:40.117	2:34.200	6	0:43.874	1:10.332	0:39.857	2:34.063
7	0:43.516	1:10.386	0:49.951	2:43.853	8	2:13.804	1:11.602	0:53.967	4:19.373

58 STUTELEY Linton				Formula Ford			B.		
1	32:13.389	1:18.238	0:40.311	34:11.938	2	0:43.629	1:08.272	0:39.142	2:31.043
3	0:43.224	1:08.067	0:39.000	2:30.291	4	0:43.027	1:08.187	0:38.949	2:30.163
5	0:42.981	1:08.740	0:39.186	2:30.907	6	0:45.935	1:10.417	0:41.174	2:37.526
7	0:42.700	1:08.698	0:39.158	2:30.556	8	0:44.705	1:13.471	0:50.805	2:48.981

60				CAR			B.		
1			33:15.654	33:15.654	2		35:48.104	2:32.450	
3		1:56.593	0:39.130	2:35.723	4	0:43.175	1:09.474	0:39.820	2:32.469
5	0:43.533	1:09.068	0:39.146	2:31.747	6	0:43.414	1:09.600	0:39.141	2:32.155
7	0:42.848	1:09.690	0:39.355	2:31.893	8	0:43.206	1:09.742	0:39.220	2:32.168
9	0:43.069	1:09.507	0:39.230	2:31.806	10	0:42.846	1:11.467	0:39.790	2:34.103
11	0:43.143	1:09.817	0:39.439	2:32.399	12	0:43.934	1:10.916	0:45.011	2:39.861

72 FLORIE Michel				Formula Ford			DD		
1	30:43.030	1:10.798	0:39.965	32:33.793	2	0:44.302	1:09.858	0:39.482	2:33.642
3	0:43.344	1:08.873	0:39.485	2:31.702	4	0:43.567	1:26.153	0:39.699	2:49.419
5	0:42.931	1:09.331	0:39.492	2:31.754	6	0:43.116	1:09.876	0:39.707	2:32.699
7	0:43.539	1:09.500	0:40.017	2:33.056	8	0:43.255	1:10.222	0:39.242	2:32.719
9	0:43.252	1:09.718	0:39.634	2:32.604	10	0:43.272	1:09.739	0:39.597	2:32.608
11	0:42.988	1:09.627	0:39.615	2:32.230	12	0:43.131	1:10.292	0:39.576	2:32.999

73 STUART Liroy				Formula Ford			DD		
1	30:50.586	1:18.250	0:39.823	32:48.659	2	0:42.913	1:08.625	0:38.919	2:30.457
3	0:42.849	1:08.637	0:39.298	2:30.784	4	0:43.427	1:09.120	0:44.943	2:37.490
5	0:42.760	1:09.287	0:39.337	2:31.384	6	0:43.335	1:18.855	0:53.313	2:55.503

75 SVENSSON John				Formula Ford			DD		
1	30:40.353	1:11.385	0:39.081	32:30.819	2	0:42.953	1:08.648	0:38.808	2:30.409
3	0:42.167	1:08.565	0:39.435	2:30.167	4	0:42.542	1:08.953	0:39.171	2:30.666
5	0:43.219	1:11.506	0:47.340	2:42.065	6	3:23.554	1:10.148	0:42.482	5:16.184
7	0:45.422	1:09.795	0:39.882	2:35.099	8	0:43.660	1:12.181	0:48.755	2:44.596

77 VAN DER BEEK Jennife				Formula Ford			DD		
1	30:42.995	1:10.231	0:39.906	32:33.132	2	0:43.685	1:09.928	0:39.752	2:33.365
3	0:43.766	1:09.166	0:40.066	2:32.998	4	0:43.436	1:11.142	0:39.536	2:34.114
5	0:43.540	1:09.777	0:39.876	2:33.193	6	0:43.317	1:09.297	0:39.656	2:32.270

7	0:43.280	1:13.058	0:39.988	2:36.326	8	0:43.457	1:09.695	0:39.706	2:32.858
9	0:43.322	1:10.286	0:39.765	2:33.373	10	0:43.922	1:10.289	0:40.020	2:34.231
11	0:43.824	1:11.021	0:46.622	2:41.467	12	1:28.615	1:10.272	0:39.553	3:18.440

78 K NAP Simon					Formula Ford				DD
1	30:36.984	1:14.466	0:38.941	32:30.391	2	0:43.426	1:08.909	0:39.174	2:31.509
3	0:42.896	1:08.445	0:39.074	2:30.415	4	0:43.281	1:08.631	0:39.335	2:31.247
5	0:42.640	1:18.993	0:39.400	2:41.033	6	0:43.033	1:08.800	0:39.039	2:30.872
7	0:46.506	1:14.173	0:50.182	2:50.861	8	5:43.087	1:11.858	0:39.822	7:34.767
9	0:44.255	1:09.412	0:39.366	2:33.033	10	0:43.433	1:09.374	0:39.547	2:32.354

98 HAMILTON Matt					Formula Ford				B.
1	31:00.209	1:15.861	0:39.001	32:55.071	2	0:43.650	1:07.671	0:38.693	2:30.014
3	0:43.174	1:07.658	0:38.888	2:29.720	4	0:42.835	1:08.683	0:39.273	2:30.791
5	0:42.875	1:08.218	0:48.795	2:39.888	6	3:55.002	1:09.039	0:38.982	5:43.023
7	0:42.911	1:08.416	0:39.658	2:30.985	8	0:42.869	1:08.582	0:39.137	2:30.588
9	0:42.882	1:08.520	0:39.036	2:30.438	10	0:46.224	1:13.104	0:51.095	2:50.423

99 PALMER Chrissy					Formula Ford				BS
1	31:18.761	1:10.786	0:40.288	33:09.835	2	0:43.074	1:10.011	0:39.140	2:32.225
3	0:42.910	1:09.076	0:39.037	2:31.023	4	0:43.262	1:16.866	0:57.343	2:57.471
5	5:48.860	1:10.656	0:39.649	7:39.165	6	0:42.993	1:09.979	0:39.817	2:32.789
7	0:42.872	1:10.370	0:39.646	2:32.888	8	0:43.024	1:10.469	0:39.641	2:33.134
9	0:44.109	1:15.175	0:53.402	2:52.686					

711 VUIK Jr Henk					Formula Ford				DD
1	30:37.552	1:11.096	0:39.987	32:28.635	2	0:42.829	1:08.625	0:38.897	2:30.351
3	0:42.778	1:09.114	0:39.690	2:31.582	4	0:43.459	1:09.188	0:40.970	2:33.617
5	0:43.550	1:09.611	0:42.311	2:35.472	6	0:43.755	1:09.389	0:40.555	2:33.699
7	0:47.786	1:16.383	0:52.108	2:56.277	8	8:45.453	1:10.535	0:39.980	10:35.968
9	0:43.400	1:09.596	0:39.679	2:32.675					


713 MUL Jeroen					Formula Ford				DD
1	30:59.429	1:10.381	0:39.204	32:49.014	2	0:42.701	1:10.177	0:39.733	2:32.611
3	0:43.060	1:09.240	0:39.443	2:31.743	4	0:43.434	1:09.984	0:40.322	2:33.740
5	0:42.786	1:09.770	0:39.522	2:32.078	6	0:42.544	1:10.139	0:39.541	2:32.224
7	0:43.327	1:10.346	0:39.989	2:33.662	8	0:43.278	1:11.691	0:39.844	2:34.813
9	0:43.772	1:10.332	0:47.173	2:41.277					

714 VESTERGAARD Nils					Formula Ford				DD
1	30:38.974	1:12.196	0:39.478	32:30.648	2	0:43.485	1:08.806	0:39.152	2:31.443
3	0:42.858	1:08.693	0:39.254	2:30.805	4	0:42.878	1:09.262	0:39.340	2:31.480
5	0:42.949	1:09.822	0:39.808	2:32.579	6	0:43.576	1:09.928	0:43.293	2:36.797
7	0:47.715	1:15.109	0:50.959	2:53.783	8	8:50.111	1:10.417	0:39.985	10:40.513
9	0:42.988	1:09.838	0:39.755	2:32.581					

716 FROEKJAAR-LORENSSEN					Formula Ford				DD
1	31:24.173	1:32.091	0:48.871	33:45.135	2	0:49.283	1:22.105	0:46.397	2:57.785
3	0:47.889	1:18.755	0:45.531	2:52.175	4	0:47.295	1:18.061	0:44.597	2:49.953
5	0:46.722	1:16.657	0:44.256	2:47.635	6	0:46.472	1:16.679	0:43.138	2:46.289
7	0:46.661	1:16.066	0:43.303	2:46.030	8	0:46.137	1:15.327	0:42.961	2:44.425
9	0:46.373	1:15.797	0:43.338	2:45.508	10	0:46.849	1:15.129	0:42.522	2:44.500
11	0:46.809	1:14.997	0:43.202	2:45.008					

718 JONGEJANS Rogier					Formula Ford				DD
1	30:37.725	1:12.284	0:39.902	32:29.911	2	0:43.275	1:08.275	0:38.772	2:30.322
3	0:43.004	1:08.203	0:39.626	2:30.833	4	0:43.472	1:08.852	0:39.505	2:31.829
5	0:42.725	1:22.908	0:58.397	3:04.030	6	13:38.267	1:14.246	0:46.946	15:39.459
7	0:43.317	1:09.774	0:39.284	2:32.375					

727 VAN UITERT Arthur					Formula Ford				DZ
1	31:03.653	1:15.537	0:42.619	33:01.809	2	0:47.269	1:15.522	0:41.462	2:44.253
3	0:46.714	1:15.078	0:41.512	2:43.304	4	0:46.775	1:14.070	0:43.420	2:44.265
5	0:46.695	1:13.584	0:41.881	2:42.160	6	0:46.700	1:12.603	0:41.257	2:40.560
7	0:46.004	1:13.188	0:41.167	2:40.359	8	0:46.152	1:12.685	0:41.112	2:39.949
9	0:46.113	1:13.974	0:41.532	2:41.619	10	0:52.233	1:22.265	0:51.736	3:06.234



EVENT INFORMATION

Spa-Francorchamps

June 19 20 21 22 / 2008

12 Heures de Spa Francorchamps

Formula Ford

Grille de départ / Race 1

DEPART : 17:30

Longueur : 10 Laps

Row 15	2:39.949 - 157.618 km/h 727 - VAN UITERT Arthur	2:44.425 - 153.327 km/h 716 - FROEKJAAR-LORENDSEN
Row 14	2:32.270 - 165.566 km/h 77 - VAN DER BEEK Jennifer	2:32.271 - 165.565 km/h 44 - SCOTT Felix
Row 13	2:31.747 - 166.137 km/h 760 - LIND Dennis	2:32.056 - 165.799 km/h 16 - JONES Alex
Row 12	2:31.702 - 166.186 km/h 72 - FLORIE Michel	2:31.743 - 166.141 km/h 713 - MUL Jeroen
Row 11	2:31.023 - 166.934 km/h 99 - PALMER Chrissy	2:31.527 - 166.378 km/h 33 - FINDLAY Garry
Row 10	2:30.805 - 167.175 km/h 714 - VESTERGAARD Nils	2:30.983 - 166.978 km/h 15 - LAYAC Philippe
Row 9	2:30.555 - 167.452 km/h 24 - DE WIT Rogier	2:30.624 - 167.376 km/h 7 - BROWN David
Row 8	2:30.415 - 167.608 km/h 78 - KNAP Simon	2:30.457 - 167.561 km/h 73 - STUART Liroy
Row 7	2:30.322 - 167.712 km/h 718 - JONGEJANS Rogier	2:30.351 - 167.680 km/h 711 - VUIK Jr Henk
Row 6	2:30.167 - 167.885 km/h 75 - SVENSSON John	2:30.281 - 167.758 km/h 12 - WOOD Glen
Row 5	2:29.913 - 168.170 km/h 11 - CAMPFIELD Adrian	2:30.163 - 167.890 km/h 58 - STUTELEY Linton
Row 4	2:29.585 - 168.538 km/h 6 - SORENSEN Marco	2:29.720 - 168.386 km/h 98 - HAMILTON Matt
Row 3	2:29.441 - 168.701 km/h 23 - MALIEPAARD Chris	2:29.570 - 168.555 km/h 2 - COLE James
Row 2	2:28.405 - 169.878 km/h 4 - BOYD Wayne	2:29.375 - 168.775 km/h 69 - TANDY Nick
Row 1	2:28.061 - 170.273 km/h 5 - CORREA Victor	2:28.372 - 169.916 km/h 3 - BLANCHARD Tim

POLE




Clerk of the course: David Pierre

Chronométrateur : R.I.S.

Formula Ford

2008



EVENT INFORMATION

12 Heures de Spa Francorchamps

Formula Ford Race 1

Pos	No	Cl	Pn Team	Pilotes	Veh	Temps	T.	Ecart	Km/H	Meilleur	Km/H
1	4	B.	Jamun Racing Services	BOYD Wayne	Formula Ford	0:26:55.060	10		156.098	2:28.873 - 6	169.344
2	3	B.	Jamun Racing Services	BLANCHARD Tim	Formula Ford	0:26:56.954	10	0:01.894	155.915	2:28.988 - 6	169.214
3	23	B.	Getem Racing	MALIEPAARD Chris	Formula Ford	0:26:57.161	10	0:02.101	155.895	2:29.059 - 6	169.133
4	2	B.	Jamun Racing Services	COLE James	Formula Ford	0:27:02.428	10	0:07.368	155.389	2:29.426 - 4	168.718
5	6	B.	Fluid Motorsport Developr	SORENSEN Marco	Formula Ford	0:27:05.512	10	0:10.452	155.095	2:29.382 - 5	168.767
6	98	B.	JTR	HAMILTON Matt	Formula Ford	0:27:07.673	10	0:12.613	154.889	2:29.586 - 5	168.537
7	58	B.	Getem Racing/thebogcold	STUTELEY Linton	Formula Ford	0:27:11.075	10	0:16.015	154.566	2:30.598 - 6	167.405
8	5	B.	Jamun Racing Services	CORREA Victor	Formula Ford	0:27:17.883	10	0:22.823	153.923	2:30.172 - 4	167.879
9	24	B.	JTR	DE WIT Rogier	Formula Ford	0:27:22.025	10	0:26.965	153.535	2:31.256 - 4	166.676
10	73	DD	Stuart Racing	STUART Liroy	Formula Ford	0:27:22.265	10	0:27.205	153.512	2:31.423 - 6	166.493
11	711	DD	Vuik Racing	VUIK Jr Henk	Formula Ford	0:27:22.898	10	0:27.838	153.453	2:31.879 - 8	165.993
12	78	DD	KTG Racing	KNAP Simon	Formula Ford	0:27:23.708	10	0:28.648	153.378	2:31.560 - 4	166.342
13	718	DD	Vuik Racing	JONGEJANS Rogier	Formula Ford	0:27:24.636	10	0:29.576	153.291	2:31.567 - 8	166.334
14	15	B.	JTR	LAYAC Philippe	Formula Ford	0:27:24.852	10	0:29.792	153.271	2:31.731 - 9	166.155
15	760	DD	Fluid Motorsport	LIND Dennis	Formule Ford	0:27:28.191	10	0:33.131	152.960	2:32.236 - 7	165.603
16	99	BS	Sterling Motorsports	PALMER Chrissy	Formula Ford	0:27:28.609	10	0:33.549	152.922	2:31.838 - 4	166.037
17	72	DD	Michel Florie	FLORIE Michel	Formula Ford	0:27:33.897	10	0:38.837	152.433	2:32.683 - 7	165.119
18	714	DD	Racing Team Vestergaard	VESTERGAARD Nils	Formula Ford	0:27:34.243	10	0:39.183	152.401	2:32.829 - 7	164.961
19	713	DD	Stuart Racing	MUL Jeroen	Formula Ford	0:27:35.912	10	0:40.852	152.247	2:32.805 - 4	164.987
20	77	DD	Geva Racing Service	VAN DER BEEK Jennifer	Formula Ford	0:27:42.976	10	0:47.916	151.601	2:33.039 - 6	164.734
21	44	BS	Wrensport	SCOTT Felix	Formula Ford	0:27:50.425	10	0:55.365	150.924	2:33.353 - 4	164.397
22	11	B.	Kevin Mills Racing	CAMPFIELD Adrian	Formula Ford	0:28:18.871	10	1:23.811	148.397	2:30.674 - 3	167.320
23	727	DZ	Geva Racing Service	VAN UITERT Arthur	Formula Ford	0:28:55.290	10	2:00.230	145.283	2:42.659 - 10	154.992
24	762	DD	Fluid Motorsport	FROEKJAAR-LORENDSEN	Formula Ford	0:28:38.701	9	1 T	132.017	2:42.954 - 8	154.711
25	7	B.	Fluid Motorsport Developr	BROWN David	Formula Ford	0:19:46.438	7	3 T	148.744	2:30.593 - 4	167.410
26	12	B.	Kevin Mills Racing	WOOD Glen	Formula Ford	0:17:11.796	6	4 T	146.603	2:31.473 - 4	166.438
27	69	B.	JTR	TANDY Nick	Formula Ford	0:17:11.900	6	0:00.104	146.589	2:28.855 - 4	169.365
-- Tour le plus rapide --											
69	B.	JTR		TANDY Nick	Formula Ford			4		2:28.855 - 4	
-- ABANDONS --											

Les résultats sont provisoires jusqu'à la fin de la période de protestation et des appels

Spa-Francorchamps

La limite pour les protestations expire 30' au plus tard après la publication des résultats - Heure :

Longueur du circuit = 7.003 km

Les résultats sont suspendus jusqu'à la fin des investigations

Clerk of the course: David Pierre	Chronomètreur: R.I.S.
-----------------------------------	-----------------------

Races Information Services - <http://www.ris-timing.be> - E-Mail : ris-timing@skynet.be

Imprimé à 18:06, 20/06/2008/C1



Formula Ford

2008

EVENT INFORMATION

Spa-Francorchamps

June 19 20 21 22 / 2008

12 Heures de Spa Francorchamps

Formula Ford

Race 1

Pos	No	Cl	Pn Team	Pilotes	Veh	Temps	T.	Ecart	Km/H	Meilleur	Km/H
Classe British .											
1	4	B.	Jamun Racing Services	BOYD Wayne	Formula Ford	0:26:55.060	10		156.098	2:28.873	169.344
2	3	B.	Jamun Racing Services	BLANCHARD Tim	Formula Ford	0:26:56.954	10	0:01.894	155.915	2:28.988	169.214
3	23	B.	Getem Racing	MALIEPAARD Chris	Formula Ford	0:26:57.161	10	0:02.101	155.895	2:29.059	169.133
4	2	B.	Jamun Racing Services	COLE James	Formula Ford	0:27:02.428	10	0:07.368	155.389	2:29.426	168.718
5	6	B.	Fluid Motorsport Developm	SORENSEN Marco	Formula Ford	0:27:05.512	10	0:10.452	155.095	2:29.382	168.767
6	98	B.	JTR	HAMILTON Matt	Formula Ford	0:27:07.673	10	0:12.613	154.889	2:29.586	168.537
7	58	B.	Getem Racing/thebogcoldtu	STUTELEY Linton	Formula Ford	0:27:11.075	10	0:16.015	154.566	2:30.598	167.405
8	5	B.	Jamun Racing Services	CORREA Victor	Formula Ford	0:27:17.883	10	0:22.823	153.923	2:30.172	167.879
9	24	B.	JTR	DE WIT Rogier	Formula Ford	0:27:22.025	10	0:26.965	153.535	2:31.256	166.676
10	15	B.	JTR	LAYAC Philippe	Formula Ford	0:27:24.852	10	0:29.792	153.271	2:31.731	166.155
11	11	B.	Kevin Mills Racing	CAMPFIELD Adrian	Formula Ford	0:28:18.871	10	1:23.811	148.397	2:30.674	167.320
12	7	B.	Fluid Motorsport Developm	BROWN David	Formula Ford	0:19:46.438	7	3 T	148.744	2:30.593	167.410
13	12	B.	Kevin Mills Racing	WOOD Glen	Formula Ford	0:17:11.796	6	4 T	146.603	2:31.473	166.438
14	69	B.	JTR	TANDY Nick	Formula Ford	0:17:11.900	6	0:00.104	146.589	2:28.855	169.365
-- Tour le plus rapide --											
69	B.	JTR	JTR	TANDY Nick	Formula Ford		4			2:28.855	169.365
Classe British S											
1	99	BS	Sterling Motorsports	PALMER Chrissy	Formula Ford	0:27:28.609	10		152.922	2:31.838	166.037
2	44	BS	Wrensport	SCOTT Felix	Formula Ford	0:27:50.425	10	0:21.816	150.924	2:33.353	164.397
-- Tour le plus rapide --											
99	BS	Sterling Motorsports	Sterling Motorsports	PALMER Chrissy	Formula Ford		4			2:31.838	166.037
Classe Dutch Duratec											
1	73	DD	Stuart Racing	STUART Liroy	Formula Ford	0:27:22.265	10		153.512	2:31.423	166.493
2	711	DD	Vuik Racing	VUIK Jr Henk	Formula Ford	0:27:22.898	10	0:00.633	153.453	2:31.879	165.993
3	78	DD	KTG Racing	KNAP Simon	Formula Ford	0:27:23.708	10	0:01.443	153.378	2:31.560	166.342
4	718	DD	Vuik Racing	JONGEJANS Rogier	Formula Ford	0:27:24.636	10	0:02.371	153.291	2:31.567	166.334
5	760	DD	Fluid Motorsport	LIND Dennis	Formula Ford	0:27:28.191	10	0:05.926	152.960	2:32.236	165.603
6	72	DD	Michel Florie	FLORIE Michel	Formula Ford	0:27:33.897	10	0:11.632	152.433	2:32.683	165.119
7	714	DD	Racing Team Vestergaard	VESTERGAARD Nils	Formula Ford	0:27:34.243	10	0:11.978	152.401	2:32.829	164.961
8	713	DD	Stuart Racing	MUL Jeroen	Formula Ford	0:27:35.912	10	0:13.647	152.247	2:32.805	164.987
9	77	DD	Geva Racing Service	VAN DER BEEK Jennifer	Formula Ford	0:27:42.976	10	0:20.711	151.601	2:33.039	164.734
10	762	DD	Fluid Motorsport	FROEKJAAR-LORENSEN	Formula Ford	0:28:38.701	9	1 T	132.017	2:42.954	154.711
-- Tour le plus rapide --											
73	DD	Stuart Racing	Stuart Racing	STUART Liroy	Formula Ford		6			2:31.423	166.493
Classe Dutch Zetec											
1	727	DZ	Geva Racing Service	VAN UITERT Arthur	Formula Ford	0:28:55.290	10		145.283	2:42.659	154.992
-- Tour le plus rapide --											
727	DZ	Geva Racing Service	Geva Racing Service	VAN UITERT Arthur	Formula Ford		10			2:42.659	154.992
-- ABANDONS --											

Les résultats sont provisoires jusqu'à la fin de la période de protestation et des appels

Spa-Francorchamps

La limite pour les protestations expire 30' au plus tard après la publication des résultats - Heure :

Longueur du circuit = 7.003 km

Les résultats sont suspendus jusqu'à la fin des investigations

Clerk of the course: David Pierre	Chronomètreur: R.I.S.
-----------------------------------	-----------------------

Races Information Services - <http://www.ris-timing.be> - E-Mail : ris-timing@skynet.be

Imprimé à 18:07, 20/06/2008/C1

British Formula Ford Championship . Administered by RacingLine Limited . 4 Quatro Park . Tanners Drive . Blakelands . Milton Keynes . Buckinghamshire . MK14 5JA . Tel. 01908 210077 . Fax. 01908 210044 . Co-ordinator Penny Mattocks Tel 07881 627123 . Email p.mattocks@racingline.com . www.britishformulaford.co.uk

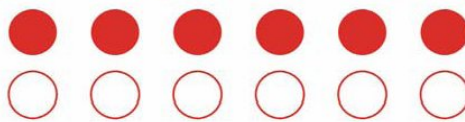


Snap-on
Equipment Solutions



FormulaFord

2008



EVENT INFORMATION

Spa-Francorchamps

June 19 20 21 22 / 2008

12 Heures de Spa Francorchamps

Formula Ford

Race 1

Pos	No	Cl	Pn	Team	Pilotes	Veh	Temps	T.	Ecart	Km/H	Meilleur
Groupe British											
1	4	B.		Jamun Racing Services	BOYD Wayne	Formula Ford	0:26:55.060	10		156,098	2:28.873
2	3	B.		Jamun Racing Services	BLANCHARD Tim	Formula Ford	0:26:56.954	10	0:01.894	155,915	2:28.988
3	23	B.		Getem Racing	MALIEPAARD Chris	Formula Ford	0:26:57.161	10	0:02.101	155,895	2:29.059
4	2	B.		Jamun Racing Services	COLE James	Formula Ford	0:27:02.428	10	0:07.368	155,389	2:29.426
5	6	B.		Fluid Motorsport Developm	SORENSEN Marco	Formula Ford	0:27:05.512	10	0:10.452	155,095	2:29.382
6	98	B.		JTR	HAMILTON Matt	Formula Ford	0:27:07.673	10	0:12.613	154,889	2:29.586
7	58	B.		Getem Racing/thebogcoldtu	STUTELEY Linton	Formula Ford	0:27:11.075	10	0:16.015	154,566	2:30.598
8	5	B.		Jamun Racing Services	CORREA Victor	Formula Ford	0:27:17.883	10	0:22.823	153,923	2:30.172
9	24	B.		JTR	DE WIT Rogier	Formula Ford	0:27:22.025	10	0:26.965	153,535	2:31.256
10	15	B.		JTR	LAYAC Philippe	Formula Ford	0:27:24.852	10	0:29.792	153,271	2:31.731
11	99	BS		Sterling Motorsports	PALMER Chrissy	Formula Ford	0:27:28.609	10	0:33.549	152,922	2:31.838
12	44	BS		Wrensport	SCOTT Felix	Formula Ford	0:27:50.425	10	0:55.365	150,924	2:33.353
13	11	B.		Kevin Mills Racing	CAMPFIELD Adrian	Formula Ford	0:28:18.871	10	1:23.811	148,397	2:30.674
14	7	B.		Fluid Motorsport Developm	BROWN David	Formula Ford	0:19:46.438	7	3 T	148,744	2:30.593
15	12	B.		Kevin Mills Racing	WOOD Glen	Formula Ford	0:17:11.796	6	4 T	146,603	2:31.473
16	69	B.		JTR	TANDY Nick	Formula Ford	0:17:11.900	6	0:00.104	146,589	2:28.855
-- Tour le plus rapide --											
69	B.	JTR		JTR	TANDY Nick	Formula Ford		4			2:28.855
Groupe Dutch											
1	73	DD		Stuart Racing	STUART Liroy	Formula Ford	0:27:22.265	10		153,512	2:31.423
2	711	DD		Vuik Racing	VUIK Jr Henk	Formula Ford	0:27:22.898	10	0:00.633	153,453	2:31.879
3	78	DD		KTG Racing	KNAP Simon	Formula Ford	0:27:23.708	10	0:01.443	153,378	2:31.560
4	718	DD		Vuik Racing	JONGEJANS Rogier	Formula Ford	0:27:24.636	10	0:02.371	153,291	2:31.567
5	760	DD		Fluid Motorsport	LIND Dennis	Formule Ford	0:27:28.191	10	0:05.926	152,96	2:32.236
6	72	DD		Michel Florie	FLORIE Michel	Formula Ford	0:27:33.897	10	0:11.632	152,433	2:32.683
7	714	DD		Racing Team Vestergaard	VESTERGAARD Nils	Formula Ford	0:27:34.243	10	0:11.978	152,401	2:32.829
8	713	DD		Stuart Racing	MUL Jeroen	Formula Ford	0:27:35.912	10	0:13.647	152,247	2:32.805
9	77	DD		Geva Racing Service	VAN DER BEEK Jennifer	Formula Ford	0:27:42.976	10	0:20.711	151,601	2:33.039
10	727	DZ		Geva Racing Service	VAN UITERT Arthur	Formula Ford	0:28:55.290	10	1:33.025	145,283	2:42.659
11	762	DD		Fluid Motorsport	FROEKJAAR-LORENDSEN	Formula Ford	0:28:38.701	9	1 T	132,017	2:42.954
-- Tour le plus rapide --											
73	DD	Stuart Racing		Stuart Racing	STUART Liroy	Formula Ford		6			2:31.423
-- ABANDONS --											

Les résultats sont provisoires jusqu'à la fin de la période de protestation et des appels

Spa-Francorchamps

La limite pour les protestations expire 30' au plus tard après la publication des résultats - Heure :

Longueur du circuit = 7.003 km

Les résultats sont suspendus jusqu'à la fin des investigations

Clerk of the course: David Pierre	Chronomètreur: R.I.S.
-----------------------------------	-----------------------

Races Information Services - <http://www.ris-timing.be> - E-Mail : ris-timing@skynet.be

Imprimé à 18:08, 20/06/2008/C1



12 Heures de Spa Francorchamps**Formula Ford****Race 1***Best Sector Times*

SECTOR 1			SECTOR 2			SECTOR 3			IDEAL		BEST	
1	2	0:42.071	1	4	1:07.925	1	69	0:38.251	1	69	2:28.855	2:28.855
2	6	0:42.074	2	3	1:08.223	2	4	0:38.311	2	4	2:28.585	2:28.873
3	58	0:42.189	3	23	1:08.295	3	3	0:38.345	3	3	2:28.882	2:28.988
4	23	0:42.198	4	98	1:08.353	4	23	0:38.376	4	23	2:28.869	2:29.059
5	5	0:42.224	5	6	1:08.358	5	98	0:38.450	5	6	2:29.116	2:29.382
6	69	0:42.228	6	69	1:08.376	6	5	0:38.477	6	2	2:29.258	2:29.426
7	3	0:42.314	7	2	1:08.587	7	11	0:38.504	7	98	2:29.335	2:29.586
8	4	0:42.349	8	11	1:08.632	8	2	0:38.600	8	5	2:29.578	2:30.172
9	15	0:42.356	9	58	1:08.722	9	7	0:38.660	9	7	2:30.500	2:30.593
10	72	0:42.369	10	5	1:08.877	10	6	0:38.684	10	58	2:29.722	2:30.598
11	12	0:42.377	11	78	1:08.885	11	58	0:38.811	11	11	2:30.007	2:30.674
12	60	0:42.442	12	7	1:09.040	12	24	0:38.872	12	24	2:30.793	2:31.256
13	711	0:42.444	13	24	1:09.081	13	718	0:38.956	13	73	2:31.337	2:31.423
14	99	0:42.512	14	711	1:09.270	14	73	0:39.004	14	12	2:31.339	2:31.473
15	98	0:42.532	15	718	1:09.452	15	12	0:39.055	15	78	2:30.825	2:31.560
16	714	0:42.542	16	15	1:09.580	16	15	0:39.084	16	718	2:31.077	2:31.567
17	73	0:42.571	17	72	1:09.676	17	99	0:39.099	17	15	2:31.020	2:31.731
18	78	0:42.623	18	77	1:09.748	18	713	0:39.164	18	99	2:31.582	2:31.838
19	718	0:42.669	19	73	1:09.762	19	60	0:39.239	19	711	2:31.066	2:31.879
20	713	0:42.780	20	60	1:09.765	20	78	0:39.317	20	60	2:31.446	2:32.236
21	7	0:42.800	21	714	1:09.881	21	77	0:39.334	21	72	2:31.502	2:32.683
22	24	0:42.840	22	12	1:09.907	22	711	0:39.352	22	713	2:32.037	2:32.805
23	11	0:42.871	23	99	1:09.971	23	72	0:39.457	23	714	2:31.991	2:32.829
24	44	0:43.037	24	44	1:10.079	24	714	0:39.568	24	77	2:32.304	2:33.039
25	77	0:43.222	25	713	1:10.093	25	44	0:39.656	25	44	2:32.772	2:33.353
26	716	0:45.755	26	727	1:13.538	26	727	0:41.461	26	727	2:41.491	2:42.659
27	727	0:46.492	27	716	1:14.647	27	716	0:42.312	27	716	2:42.714	2:42.954

12 Heures de Spa Francorchamps**Formula Ford****Race 1****Sector Analysis**

2 COLE James					Formula Ford				B.
1	0:46.310	1:15.543	1:03.699	3:05.552	2	1:13.810	1:43.043	0:57.089	3:53.942
3	0:43.217	1:09.352	0:38.612	2:31.181	4	0:42.071	1:08.587	0:38.768	2:29.426
5	0:42.332	1:08.747	0:38.600	2:29.679	6	0:42.515	1:09.365	0:38.732	2:30.612
7	0:42.369	1:09.233	0:39.606	2:31.208	8	0:42.255	1:08.955	0:38.730	2:29.940
9	0:42.621	1:09.051	0:38.737	2:30.409	10	0:42.614	1:09.011	0:38.854	2:30.479

3 BLANCHARD Tim					Formula Ford				B.
1	0:45.736	1:14.826	1:03.657	3:04.219	2	1:13.382	1:43.711	0:57.760	3:54.853
3	0:43.574	1:08.868	0:38.457	2:30.899	4	0:42.314	1:08.328	0:38.381	2:29.023
5	0:42.456	1:08.223	0:38.353	2:29.032	6	0:42.364	1:08.279	0:38.345	2:28.988
7	0:42.554	1:08.601	0:38.414	2:29.569	8	0:42.553	1:08.419	0:38.497	2:29.469
9	0:42.629	1:08.789	0:38.655	2:30.073	10	0:42.749	1:09.019	0:39.061	2:30.829

4 BOYD Wayne					Formula Ford				B.
1	0:45.630	1:14.640	1:03.291	3:03.561	2	1:13.397	1:43.959	0:57.731	3:55.087
3	0:43.114	1:08.063	0:38.311	2:29.488	4	0:42.709	1:07.925	0:39.043	2:29.677
5	0:42.565	1:08.019	0:38.512	2:29.096	6	0:42.349	1:08.035	0:38.489	2:28.873
7	0:42.384	1:08.145	0:38.579	2:29.108	8	0:42.597	1:08.160	0:38.505	2:29.262
9	0:42.740	1:08.614	0:38.900	2:30.254	10	0:42.823	1:08.625	0:39.206	2:30.654

5 CORREA Victor					Formula Ford				B.
1	0:52.887	1:28.464	1:05.643	3:26.994	2	1:51.921	1:10.164	0:40.985	3:43.070
3	0:42.611	1:09.564	0:38.477	2:30.652	4	0:42.224	1:09.352	0:38.596	2:30.172
5	0:42.475	1:09.805	0:38.930	2:31.210	6	0:43.420	1:08.877	0:38.771	2:31.068
7	0:42.760	1:09.846	0:39.211	2:31.817	8	0:42.738	1:09.411	0:38.948	2:31.097
9	0:42.508	1:09.075	0:38.919	2:30.502	10	0:42.622	1:09.757	0:38.922	2:31.301

6 SORENSEN Marco					Formula Ford				B.
1	0:46.810	1:16.187	1:03.187	3:06.184	2	1:14.499	1:42.223	0:57.090	3:53.812
3	0:42.998	1:09.485	0:38.773	2:31.256	4	0:42.309	1:08.358	0:38.835	2:29.502
5	0:42.074	1:08.624	0:38.684	2:29.382	6	0:42.139	1:08.863	0:39.010	2:30.012
7	0:42.654	1:09.357	0:38.961	2:30.972	8	0:42.852	1:09.128	0:38.976	2:30.956
9	0:42.681	1:09.040	0:38.958	2:30.679	10	0:43.156	1:09.940	0:39.661	2:32.757

7 BROWN David					Formula Ford				B.
1	0:50.344	1:18.574	1:03.444	3:12.362	2	1:17.139	1:38.270	0:55.110	3:50.519
3	0:42.875	1:09.900	0:38.660	2:31.435	4	0:42.800	1:09.040	0:38.753	2:30.593
5	0:43.243	1:10.251	0:39.489	2:32.983	6	0:43.771	1:10.066	0:39.647	2:33.484
7	0:44.178	1:10.095	0:40.789	2:35.062					

11 CAMPFIELD Adrian					Formula Ford				B.
1	1:03.963	1:18.432	1:06.064	3:28.459	2	2:39.755	1:10.039	0:39.381	4:29.175
3	0:42.950	1:09.220	0:38.504	2:30.674	4	0:43.018	1:08.632	0:42.580	2:34.230
5	0:42.871	1:08.866	0:38.964	2:30.701	6	0:42.948	1:10.580	0:38.864	2:32.392
7	0:43.893	1:09.294	0:39.051	2:32.238	8	0:43.133	1:09.457	0:41.836	2:34.426
9	0:43.363	1:09.751	0:39.934	2:33.048	10	0:43.051	1:10.507	0:39.970	2:33.528

12 WOOD Glen					Formula Ford				B.
1	0:49.770	1:16.199	1:02.958	3:08.927	2	1:15.788	1:40.872	0:55.549	3:52.209

3	0:42.532	1:10.324	0:39.055	2:31.911	4	0:42.377	1:09.907	0:39.189	2:31.473
5	0:43.457	1:10.842	0:39.229	2:33.528	6	0:43.440	1:10.516	0:39.792	2:33.748

15	LAYAC Philippe				Formula Ford				B.
1	0:51.677	1:19.771	1:06.227	3:17.675	2	1:16.052	1:37.564	0:53.666	3:47.282
3	0:43.540	1:11.325	0:39.310	2:34.175	4	0:43.010	1:10.407	0:39.459	2:32.876
5	0:42.706	1:10.131	0:39.194	2:32.031	6	0:42.467	1:10.497	0:39.166	2:32.130
7	0:43.550	1:09.965	0:39.421	2:32.936	8	0:42.861	1:09.961	0:39.084	2:31.906
9	0:42.356	1:09.886	0:39.489	2:31.731	10	0:42.881	1:09.580	0:39.649	2:32.110

23	MALIEPAARD Chris				Formula Ford				B.
1	0:46.060	1:15.302	1:03.549	3:04.911	2	1:13.769	1:43.301	0:57.285	3:54.355
3	0:43.375	1:09.170	0:38.376	2:30.921	4	0:42.214	1:08.528	0:38.467	2:29.209
5	0:42.275	1:08.397	0:38.488	2:29.160	6	0:42.198	1:08.295	0:38.566	2:29.059
7	0:42.401	1:08.394	0:38.491	2:29.286	8	0:42.366	1:08.831	0:38.680	2:29.877
9	0:42.365	1:08.555	0:38.762	2:29.682	10	0:42.504	1:09.120	0:39.077	2:30.701

24	DE WIT Rogier				Formula Ford				B.
1	0:51.485	1:18.462	1:04.920	3:14.867	2	1:16.897	1:37.500	0:54.148	3:48.545
3	0:43.805	1:09.558	0:39.442	2:32.805	4	0:43.095	1:09.289	0:38.872	2:31.256
5	0:42.884	1:09.081	0:39.682	2:31.647	6	0:43.485	1:10.012	0:39.524	2:33.021
7	0:43.135	1:10.088	0:39.931	2:33.154	8	0:42.840	1:09.601	0:39.404	2:31.845
9	0:43.039	1:09.462	0:39.568	2:32.069	10	0:43.562	1:09.902	0:39.352	2:32.816

44	SCOTT Felix				Formula Ford				BS
1	0:51.966	1:22.122	1:07.332	3:21.420	2	1:14.931	1:37.722	0:53.046	3:45.699
3	0:44.701	1:11.027	0:39.665	2:35.393	4	0:43.037	1:10.420	0:39.896	2:33.353
5	0:43.592	1:10.079	0:39.911	2:33.582	6	0:43.449	1:10.223	0:40.343	2:34.015
7	0:43.484	1:10.606	0:40.304	2:34.394	8	0:43.550	1:12.115	0:39.656	2:35.321
9	0:43.618	1:16.964	0:40.437	2:41.019	10	0:43.728	1:12.193	0:40.308	2:36.229

58	STUTELEY Linton				Formula Ford				B.
1	0:47.218	1:17.624	1:02.798	3:07.640	2	1:16.040	1:40.895	0:56.209	3:53.144
3	0:42.603	1:09.626	0:38.811	2:31.040	4	0:42.189	1:10.669	0:38.939	2:31.797
5	0:43.586	1:09.509	0:38.997	2:32.092	6	0:42.359	1:08.722	0:39.517	2:30.598
7	0:42.798	1:08.903	0:39.019	2:30.720	8	0:42.869	1:09.173	0:39.138	2:31.180
9	0:42.783	1:09.251	0:39.396	2:31.430	10	0:42.779	1:09.265	0:39.390	2:31.434

60	LIND Dennis				Formule Ford				DD
1	0:52.617	1:19.933	1:06.824	3:19.374	2	1:16.161	1:36.996	0:53.524	3:46.681
3	0:43.458	1:10.768	0:39.239	2:33.465	4	0:42.950	1:10.554	0:39.812	2:33.316
5	0:42.442	1:10.466	0:39.636	2:32.544	6	0:42.766	1:09.850	0:39.771	2:32.387
7	0:43.097	1:09.765	0:39.374	2:32.236	8	0:42.563	1:10.568	0:39.380	2:32.511
9	0:42.666	1:10.211	0:39.791	2:32.668	10	0:43.119	1:10.404	0:39.486	2:33.009

69	TANDY Nick				Formula Ford				B.
1	0:51.496	1:19.083	1:06.018	3:16.597	2	1:15.678	1:37.694	0:53.965	3:47.337
3	0:43.245	1:09.399	0:38.637	2:31.281	4	0:42.228	1:08.376	0:38.251	2:28.855
5	0:43.074	1:08.632	0:38.852	2:30.558	6	0:42.841	1:08.614	0:45.817	2:37.272

72	FLORIE Michel				Formula Ford				DD
1	0:52.158	1:21.532	1:06.702	3:20.392	2	1:15.476	1:37.531	0:53.209	3:46.216
3	0:44.445	1:09.676	0:39.457	2:33.578	4	0:42.835	1:10.175	0:40.294	2:33.304
5	0:42.369	1:10.514	0:39.900	2:32.783	6	0:42.581	1:10.759	0:39.711	2:33.051
7	0:42.849	1:10.129	0:39.705	2:32.683	8	0:43.182	1:10.444	0:40.779	2:34.405
9	0:43.284	1:10.181	0:39.635	2:33.100	10	0:42.977	1:11.546	0:39.862	2:34.385

73	STUART Liroy				Formula Ford				DD
1	0:50.526	1:17.438	1:03.089	3:11.053	2	1:16.896	1:38.834	0:55.201	3:50.931
3	0:43.568	1:10.961	0:39.765	2:34.294	4	0:42.666	1:10.357	0:39.225	2:32.248
5	0:43.261	1:10.880	0:40.220	2:34.361	6	0:42.621	1:09.774	0:39.028	2:31.423

7	0:42.986	1:09.762	0:39.693	2:32.441	8	0:42.571	1:09.836	0:39.189	2:31.596
9	0:42.752	1:09.883	0:39.004	2:31.639	10	0:42.936	1:10.044	0:39.299	2:32.279

77 VAN DER BEEK Jennifer					Formula Ford				DD
1	0:54.787	1:20.393	1:08.131	3:23.311	2	1:14.393	1:37.358	0:54.834	3:46.585
3	0:43.914	1:10.466	0:39.334	2:33.714	4	0:43.379	1:09.748	0:39.941	2:33.068
5	0:43.249	1:10.736	0:39.479	2:33.464	6	0:43.222	1:10.159	0:39.658	2:33.039
7	0:43.760	1:10.790	0:40.351	2:34.901	8	0:43.565	1:11.498	0:39.938	2:35.001
9	0:43.775	1:10.818	0:39.753	2:34.346	10	0:43.662	1:11.652	0:40.233	2:35.547

78 KNAP Simon					Formula Ford				DD
1	0:51.158	1:18.101	1:04.628	3:13.887	2	1:16.861	1:37.732	0:54.809	3:49.402
3	0:43.019	1:10.889	0:39.662	2:33.570	4	0:42.761	1:09.409	0:39.390	2:31.560
5	0:43.278	1:11.219	0:40.261	2:34.758	6	0:42.846	1:09.443	0:39.317	2:31.606
7	0:42.623	1:09.828	0:39.825	2:32.276	8	0:43.763	1:09.297	0:39.573	2:32.633
9	0:43.131	1:08.885	0:39.930	2:31.946	10	0:42.860	1:09.704	0:39.506	2:32.070

98 HAMILTON Matt					Formula Ford				B.
1	0:46.900	1:16.453	1:03.718	3:07.071	2	1:14.504	1:42.099	0:56.547	3:53.150
3	0:42.842	1:09.677	0:38.780	2:31.299	4	0:42.532	1:09.263	0:38.539	2:30.334
5	0:42.783	1:08.353	0:38.450	2:29.586	6	0:43.053	1:08.791	0:38.657	2:30.501
7	0:43.369	1:08.999	0:39.066	2:31.434	8	0:42.878	1:09.173	0:39.289	2:31.340
9	0:43.114	1:09.204	0:39.032	2:31.350	10	0:42.992	1:09.422	0:39.194	2:31.608

99 PALMER Chrissy					Formula Ford				BS
1	0:51.921	1:19.874	1:07.043	3:18.838	2	1:15.676	1:37.315	0:53.263	3:46.254
3	0:43.685	1:10.358	0:39.099	2:33.142	4	0:42.512	1:10.113	0:39.213	2:31.838
5	0:43.248	1:10.124	0:39.870	2:33.242	6	0:42.715	1:10.607	0:40.438	2:33.760
7	0:42.971	1:09.971	0:39.297	2:32.239	8	0:42.882	1:10.182	0:39.639	2:32.703
9	0:42.559	1:10.029	0:39.655	2:32.243	10	0:43.457	1:10.428	0:40.465	2:34.350

711 VUIK Jr Henk					Formula Ford				DD
1	0:50.929	1:17.455	1:03.234	3:11.618	2	1:16.984	1:38.700	0:55.124	3:50.808
3	0:43.201	1:09.791	0:39.456	2:32.448	4	0:43.367	1:09.270	0:39.353	2:31.990
5	0:42.444	1:10.005	0:40.297	2:32.746	6	0:43.047	1:10.561	0:39.352	2:32.960
7	0:43.125	1:10.410	0:39.951	2:33.486	8	0:42.700	1:09.642	0:39.537	2:31.879
9	0:43.105	1:10.197	0:39.368	2:32.670	10	0:42.730	1:10.008	0:39.555	2:32.293

713 MUL Jeroen					Formula Ford				DD
1	0:51.196	1:19.940	1:06.228	3:17.364	2	1:15.826	1:37.523	0:53.832	3:47.181
3	0:42.967	1:11.051	0:39.164	2:33.182	4	0:42.780	1:10.093	0:39.932	2:32.805
5	0:43.037	1:10.785	0:41.194	2:35.016	6	0:42.896	1:10.438	0:39.655	2:32.989
7	0:42.914	1:10.356	0:39.552	2:32.822	8	0:42.925	1:10.803	0:40.443	2:34.171
9	0:44.834	1:11.104	0:39.811	2:35.749	10	0:43.585	1:10.790	0:40.258	2:34.633

714 VESTERGAARD Nils					Formula Ford				DD
1	0:51.358	1:18.338	1:04.800	3:14.496	2	1:16.608	1:37.844	0:54.648	3:49.100
3	0:43.882	1:11.894	0:39.568	2:35.344	4	0:43.094	1:09.881	0:41.219	2:34.194
5	0:42.542	1:10.402	0:39.886	2:32.830	6	0:42.824	1:10.672	0:39.583	2:33.079
7	0:42.761	1:10.360	0:39.708	2:32.829	8	0:43.227	1:10.321	0:40.158	2:33.706
9	0:43.509	1:10.169	0:40.052	2:33.730	10	0:43.225	1:11.762	0:39.948	2:34.935

716 FROEKJAAR-LORENSEN					Formula Ford				DD
1	0:54.381	1:22.565	1:08.577	3:25.523	2	3:30.402	1:24.524	0:46.865	5:41.791
3	0:47.931	1:20.133	0:46.190	2:54.254	4	0:49.236	1:20.568	0:43.573	2:53.377
5	0:46.495	1:16.180	0:43.280	2:45.955	6	0:46.815	1:16.478	0:43.106	2:46.399
7	0:46.441	1:15.310	0:43.720	2:45.471	8	0:45.755	1:14.807	0:42.392	2:42.954
9	0:46.018	1:14.647	0:42.312	2:42.977					

718 JONGEJANS Rogier					Formula Ford				DD
1	0:50.324	1:16.808	1:02.542	3:09.674	2	1:16.224	1:40.381	0:55.325	3:51.930

3	0:43.908	1:09.531	0:38.956	2:32.395	4	0:43.366	1:09.452	0:39.381	2:32.199
5	0:42.902	1:10.017	0:39.757	2:32.676	6	0:43.857	1:10.920	0:39.225	2:34.002
7	0:43.194	1:10.179	0:40.267	2:33.640	8	0:42.669	1:09.508	0:39.390	2:31.567
9	0:43.277	1:10.079	0:39.565	2:32.921	10	0:42.856	1:10.929	0:39.847	2:33.632

727 VAN UITERT Arthur					Formula Ford					DZ
1	0:53.615	1:21.299	1:07.512	3:22.426	2	1:14.738	1:37.496	0:55.032	3:47.266	
3	0:47.650	1:13.966	0:41.639	2:43.255	4	0:46.917	1:14.293	0:41.676	2:42.886	
5	0:47.707	1:14.366	0:42.053	2:44.126	6	0:46.820	1:14.427	0:41.461	2:42.708	
7	0:47.572	1:13.538	0:42.111	2:43.221	8	0:46.734	1:13.897	0:42.268	2:42.899	
9	0:46.893	1:13.973	0:42.978	2:43.844	10	0:46.492	1:14.041	0:42.126	2:42.659	


12 Heures de Spa Francorchamps

Formula Ford

Race 1

Tour Par Tour

Tour 1				Tour 2				Tour 3				Tour 4			
Pos	Num	Gap	LapTime	Pos	Num	Gap	LapTime	Pos	Num	Gap	LapTime	Pos	Num	Gap	LapTime
1	4		3:03.561	1	4		3:55.087	1	4		2:29.488	1	4		2:29.677
2	3	0:00.658	3:04.219	2	3	0:00.424	3:54.853	2	3	0:01.835	2:30.899	2	3	0:01.181	2:29.023
3	23	0:01.350	3:04.911	3	23	0:00.618	3:54.355	3	23	0:02.051	2:30.921	3	23	0:01.583	2:29.209
4	2	0:01.991	3:05.552	4	2	0:00.846	3:53.942	4	2	0:02.539	2:31.181	4	2	0:02.288	2:29.426
5	6	0:02.623	3:06.184	5	6	0:01.348	3:53.812	5	6	0:03.116	2:31.256	5	6	0:02.941	2:29.502
6	98	0:03.510	3:07.071	6	98	0:01.573	3:53.150	6	98	0:03.384	2:31.299	6	98	0:04.041	2:30.334
7	58	0:04.079	3:07.640	7	58	0:02.136	3:53.144	7	58	0:03.688	2:31.040	7	58	0:05.808	2:31.797
8	12	0:05.366	3:08.927	8	12	0:02.488	3:52.209	8	12	0:04.911	2:31.911	8	69	0:06.257	2:28.855
9	718	0:06.113	3:09.674	9	718	0:02.956	3:51.930	9	718	0:05.863	2:32.395	9	12	0:06.707	2:31.473
10	73	0:07.492	3:11.053	10	73	0:03.336	3:50.931	10	7	0:06.180	2:31.435	10	7	0:07.096	2:30.593
11	711	0:08.057	3:11.618	11	711	0:03.778	3:50.808	11	711	0:06.738	2:32.448	11	718	0:08.385	2:32.199
12	7	0:08.801	3:12.362	12	7	0:04.233	3:50.519	12	69	0:07.079	2:31.281	12	711	0:09.051	2:31.990
13	78	0:10.326	3:13.887	13	78	0:04.641	3:49.402	13	24	0:08.081	2:32.805	13	24	0:09.660	2:31.256
14	714	0:10.935	3:14.496	14	24	0:04.764	3:48.545	14	73	0:08.142	2:34.294	14	78	0:10.606	2:31.560
15	24	0:11.306	3:14.867	15	714	0:04.948	3:49.100	15	78	0:08.723	2:33.570	15	73	0:10.713	2:32.248
16	69	0:13.036	3:16.597	16	69	0:05.286	3:47.337	16	713	0:09.591	2:33.182	16	99	0:12.259	2:31.838
17	713	0:13.803	3:17.364	17	713	0:05.897	3:47.181	17	99	0:10.098	2:33.142	17	713	0:12.719	2:32.805
18	15	0:14.114	3:17.675	18	15	0:06.309	3:47.282	18	714	0:10.804	2:35.344	18	5	0:13.075	2:30.172
19	99	0:15.277	3:18.838	19	99	0:06.444	3:46.254	19	15	0:10.996	2:34.175	19	15	0:14.195	2:32.876
20	60	0:15.813	3:19.374	20	60	0:07.407	3:46.681	20	60	0:11.384	2:33.465	20	60	0:15.023	2:33.316
21	72	0:16.831	3:20.392	21	72	0:07.960	3:46.216	21	72	0:12.050	2:33.578	21	714	0:15.321	2:34.194
22	44	0:17.859	3:21.420	22	44	0:08.471	3:45.699	22	5	0:12.580	2:30.652	22	72	0:15.677	2:33.304
23	727	0:18.865	3:22.426	23	727	0:11.044	3:47.266	23	44	0:14.376	2:35.393	23	44	0:18.052	2:33.353
24	77	0:19.750	3:23.311	24	77	0:11.248	3:46.585	24	77	0:15.474	2:33.714	24	77	0:18.865	2:33.068
25	716	0:21.962	3:25.523	25	5	0:11.416	3:43.070	25	727	0:24.811	2:43.255	25	727	0:38.020	2:42.886
26	5	0:23.433	3:26.994	26	11	0:58.986	4:29.175	26	11	1:00.172	2:30.674	26	11	1:04.725	2:34.230
27	11	0:24.898	3:28.459	27	716	2:08.666	5:41.791	27	716	2:33.432	2:54.254	27	716	2:57.132	2:53.377
Tour 5				Tour 6				Tour 7				Tour 8			
Pos	Num	Gap	LapTime	Pos	Num	Gap	LapTime	Pos	Num	Gap	LapTime	Pos	Num	Gap	LapTime
1	4		2:29.096	1	4		2:28.873	1	4		2:29.108	1	4		2:29.262
2	3	0:01.117	2:29.032	2	3	0:01.232	2:28.988	2	3	0:01.693	2:29.569	2	3	0:01.900	2:29.469
3	23	0:01.647	2:29.160	3	23	0:01.833	2:29.059	3	23	0:02.011	2:29.286	3	23	0:02.626	2:29.877
4	2	0:02.871	2:29.679	4	6	0:04.366	2:30.012	4	6	0:06.230	2:30.972	4	2	0:07.388	2:29.940
5	6	0:03.227	2:29.382	5	2	0:04.610	2:30.612	5	2	0:06.710	2:31.208	5	6	0:07.924	2:30.956
6	98	0:04.531	2:29.586	6	98	0:06.159	2:30.501	6	98	0:08.485	2:31.434	6	98	0:10.563	2:31.340
7	69	0:07.719	2:30.558	7	58	0:10.529	2:30.598	7	58	0:12.141	2:30.720	7	58	0:14.059	2:31.180
8	58	0:08.804	2:32.092	8	7	0:15.594	2:33.484	8	5	0:20.093	2:31.817	8	5	0:21.928	2:31.097
9	7	0:10.983	2:32.983	9	12	0:16.014	2:33.748	9	24	0:20.405	2:33.154	9	24	0:22.988	2:31.845
10	12	0:11.139	2:33.528	10	69	0:16.118	2:37.272	10	711	0:21.166	2:33.486	10	711	0:23.783	2:31.879
11	718	0:11.965	2:32.676	11	24	0:16.359	2:33.021	11	7	0:21.548	2:35.062	11	718	0:23.931	2:31.567
12	24	0:12.211	2:31.647	12	711	0:16.788	2:32.960	12	718	0:21.626	2:33.640	12	73	0:24.195	2:31.596
13	711	0:12.701	2:32.746	13	718	0:17.094	2:34.002	13	73	0:21.861	2:32.441	13	78	0:25.540	2:32.633
14	5	0:15.189	2:31.210	14	5	0:17.384	2:31.068	14	78	0:22.169	2:32.276	14	15	0:26.859	2:31.906
15	73	0:15.978	2:34.361	15	73	0:18.528	2:31.423	15	15	0:24.215	2:32.936	15	99	0:27.864	2:32.703
16	78	0:16.268	2:34.758	16	78	0:19.001	2:31.606	16	99	0:24.423	2:32.239	16	60	0:28.362	2:32.511
17	99	0:16.405	2:33.242	17	15	0:20.387	2:32.130	17	60	0:25.113	2:32.236	17	713	0:31.378	2:34.171
18	15	0:17.130	2:32.031	18	99	0:21.292	2:33.760	18	713	0:26.469	2:32.822	18	714	0:31.426	2:33.706
19	60	0:18.471	2:32.544	19	60	0:21.985	2:32.387	19	714	0:26.982	2:32.829	19	72	0:32.260	2:34.405
20	713	0:18.639	2:35.016	20	713	0:22.755	2:32.989	20	72	0:27.117	2:32.683	20	77	0:38.931	2:35.001
21	714	0:19.055	2:32.830	21	714	0:23.261	2:33.079	21	44	0:32.966	2:34.394	21	44	0:39.025	2:35.321
22	72	0:19.364	2:32.783	22	72	0:23.542	2:33.051	22	77	0:33.192	2:34.901	22	11	1:18.143	2:34.426
23	44	0:22.538	2:33.582	23	77	0:27.399	2:33.039	23	11	1:12.979	2:32.238	23	727	1:34.635	2:42.899
24	77	0:23.233	2:33.464	24	44	0:27.680	2:34.015	24	727	1:20.998	2:43.221	24	716	4:01.572	2:42.954
25	727	0:53.050	2:44.126	25	727	1:06.885	2:42.708								
26	11	1:06.330	2:30.701	26	11	1:09.849	2:32.392								
27	716	3:13.991	2:45.955	27	716	3:31.517	2:46.399								
Tour 9				Tour 10											
Pos	Num	Gap	LapTime	Pos	Num	Gap	LapTime								
1	4		2:30.254	1	4		2:30.654								
2	3	0:01.719	2:30.073	2	3	0:01.894	2:30.829								
3	23	0:02.054	2:29.682	3	23	0:02.101	2:30.701								
4	2	0:07.543	2:30.409	4	2	0:07.368	2:30.479								
5	6	0:08.349	2:30.679	5	6	0:10.452	2:32.757								
6	98	0:11.659	2:31.350	6	98	0:12.613	2:31.608								
7	58	0:15.235	2:31.430	7	58	0:16.015	2:31.434								
8	5	0:22.176	2:30.502	8	5	0:22.823	2:31.301								
9	24	0:24.803	2:32.069	9	24	0:26.965	2:32.816								
10	73	0:25.580	2:31.639	10	73	0:27.205	2:32.279								
11	711	0:26.199	2:32.670	11	711	0:27.838	2:32.293								
12	718	0:26.598	2:32.921	12	78	0:28.648	2:32.070								
13	78	0:27.232	2:31.946	13	718	0:29.576	2:33.632								
14	15	0:28.336	2:31.731	14	15	0:29.792	2:32.110								
15	99	0:29.853	2:32.243	15	60	0:33.131	2:33.009								
16	60	0:30.776	2:32.668	16	99	0:33.549	2:34.350								
17	714	0:34.902	2:33.730	17	72	0:38.837	2:34.385								
18	72	0:35.106	2:33.100	18	714	0:39.183	2:34.935								
19	713	0:36.873	2:35.749	19	713	0:40.852	2:34.633								
20	77	0:43.023	2:34.346	20	77	0:47.916	2:35.547								
21	44	0:49.790	2:41.019	21	44	0:55.365	2:36.229								
22	11	1:20.937	2:33.048	22	11	1:23.811	2:33.528								
23	727	1:48.225	2:43.844	23	727	2:00.230	2:42.659								
24	716	4:14.295	2:42.977												



Spa-Francorchamps

June 19 20 21 22 / 2008

12 Heures de Spa Francorchamps

Formula Ford

Grille de départ / Race 2

DEPART : 11:05

Longueur : 10 Laps

Row 15	2:40.359 - 157.215 km/h 727 - VAN UITERT Arthur	2:44.500 - 153.257 km/h 716 - FROEKJAAR-LORENSEN
Row 14	2:32.648 - 165.156 km/h 44 - SCOTT Felix	2:32.858 - 164.930 km/h 77 - VAN DER BEEK Jennifer
Row 13	2:32.419 - 165.405 km/h 16 - JONES Alex	2:32.644 - 165.161 km/h 33 - FINDLAY Garry
Row 12	2:32.078 - 165.775 km/h 713 - MUL Jeroen	2:32.225 - 165.615 km/h 99 - PALMER Chrissy
Row 11	2:31.768 - 166.114 km/h 15 - LAYAC Philippe	2:31.806 - 166.072 km/h 60 - LIND Dennis
Row 10	2:31.582 - 166.318 km/h 711 - VUIK Jr Henk	2:31.754 - 166.129 km/h 72 - FLORIE Michel
Row 9	2:31.099 - 166.850 km/h 7 - BROWN David	2:31.443 - 166.471 km/h 714 - VESTERGAARD Nils
Row 8	2:30.833 - 167.144 km/h 718 - JONGEJANS Rogier	2:30.872 - 167.101 km/h 78 - KNAP Simon
Row 7	2:30.784 - 167.198 km/h 73 - STUART Liroy	2:30.823 - 167.155 km/h 24 - DE WIT Rogier
Row 6	2:30.425 - 167.597 km/h 11 - CAMPFIELD Adrian	2:30.588 - 167.416 km/h 12 - WOOD Glen
Row 5	2:30.291 - 167.747 km/h 58 - STUTELEY Linton	2:30.409 - 167.615 km/h 75 - SVENSSON John
Row 4	2:30.014 - 168.056 km/h 98 - HAMILTON Matt	2:30.155 - 167.899 km/h 2 - COLE James
Row 3	2:29.735 - 168.369 km/h 6 - SORENSEN Marco	2:29.885 - 168.201 km/h 23 - MALIEPAARD Chris
Row 2	2:28.534 - 169.731 km/h 5 - CORREA Victor	2:29.465 - 168.674 km/h 69 - TANDY Nick
Row 1	2:28.450 - 169.827 km/h 4 - BOYD Wayne	2:28.529 - 169.737 km/h 3 - BLANCHARD Tim

POLE



Clerk of the course: David Pierre

Chronométréur : R.I.S.

FormulaFord

2008

EVENT INFORMATION

Spa-Francorchamps

June 19 20 21 22 / 2008

12 Heures de Spa Francorchamps

Formula Ford

Race 2

Pos	No	Cl	Pn Team	Pilotes	Veh	Temps	T.	Ecart	Km/H	Meilleur	Km/H
1	4	B.	Jamun Racing Services	BOYD Wayne	Formula Ford	0:29:20.754	10		143.182	2:30.483 - 7	167.533
2	69	B.	JTR	TANDY Nick	Formula Ford	0:29:22.743	10	0:01.989	143.020	2:30.960 - 7	167.003
3	5	B.	Jamun Racing Services	CORREA Victor	Formula Ford	0:29:23.744	10	0:02.990	142.939	2:31.011 - 7	166.947
4	3	B.	Jamun Racing Services	BLANCHARD Tim	Formula Ford	0:29:26.281	10	0:05.527	142.734	2:30.283 - 8	167.756
5	23	B.	Getem Racing	MALIEPAARD Chris	Formula Ford	0:29:26.975	10	0:06.221	142.678	2:31.518 - 8	166.388
6	2	B.	Jamun Racing Services	COLE James	Formula Ford	0:29:27.166	10	0:06.412	142.662	2:31.145 - 8	166.799
7	98	B.	JTR	HAMILTON Matt	Formula Ford	0:29:27.304	10	0:06.550	142.651	2:31.342 - 8	166.582
8	6	B.	Fluid Motorsport Developr	SORENSEN Marco	Formula Ford	0:29:28.985	10	0:08.231	142.516	2:31.790 - 8	166.090
9	58	B.	Getem Racing/thebogcold	STUTELEY Linton	Formula Ford	0:29:30.624	10	0:09.870	142.384	2:31.972 - 7	165.891
10	78	DD	KTG Racing	KNAP Simon	Formula Ford	0:29:38.414	10	0:17.660	141.760	2:32.756 - 8	165.040
11	73	DD	Stuart Racing	STUART Liroy	Formula Ford	0:29:38.700	10	0:17.946	141.737	2:33.272 - 9	164.484
12	75	DD	John s Racing Team	SVENSSON John	Formula Ford	0:29:38.763	10	0:18.009	141.732	2:33.281 - 7	164.474
13	15	B.	JTR	LAYAC Philippe	Formula Ford	0:29:38.903	10	0:18.149	141.721	2:32.276 - 8	165.560
14	33	BS		FINDLAY Garry	Formula Ford	0:29:42.183	10	0:21.429	141.460	2:33.381 - 9	164.367
15	99	BS	Sterling Motorsports	PALMER Chrissy	Formula Ford	0:29:42.336	10	0:21.582	141.448	2:33.369 - 8	164.380
16	16	BS	Kevin Mills Racing	JONES Alex	Formula Ford	0:29:45.786	10	0:25.032	141.175	2:32.446 - 8	165.375
17	711	DD	Vuik Racing	VUIK Jr Henk	Formula Ford	0:29:47.350	10	0:26.596	141.051	2:33.601 - 8	164.132
18	714	DD	Racing Team Vestergaard	VESTERGAARD Nils	Formula Ford	0:29:48.430	10	0:27.676	140.966	2:34.162 - 9	163.534
19	24	B.	JTR	DE WIT Rogier	Formula Ford	0:29:48.674	10	0:27.920	140.947	2:34.836 - 9	162.823
20	713	DD	Stuart Racing	MUL Jeroen	Formula Ford	0:29:48.686	10	0:27.932	140.946	2:34.007 - 9	163.699
21	760	DD	Fluid Motorsport	LIND Dennis	Formule Ford	0:29:52.069	10	0:31.315	140.680	2:34.967 - 6	162.685
22	44	BS	Wrensport	SCOTT Felix	Formula Ford	0:29:59.857	10	0:39.103	140.071	2:35.374 - 10	162.259
23	727	DZ	Geva Racing Service	VAN UITERT Arthur	Formula Ford	0:30:36.290	10	1:15.536	137.292	2:43.040 - 7	154.630
24	762	DD	Fluid Motorsport	FROEKJAAR-LORENDSSEN	Formula Ford	0:30:56.194	10	1:35.440	135.820	2:42.318 - 8	155.317
25	77	DD	Geva Racing Service	VAN DER BEEK Jennifer	Formula Ford	0:30:26.939	8	2 T	110.396	2:36.325 - 8	161.272
26	718	DD	Vuik Racing	JONGEJANS Rogier	Formula Ford	0:21:58.718	7	3 T	133.824	2:33.536 - 7	164.201
27	12	B.	Kevin Mills Racing	WOOD Glen	Formula Ford	0:22:10.386	7	0:11.668	132.650	2:34.830 - 6	162.829
28	11	B.	Kevin Mills Racing	CAMPFIELD Adrian	Formula Ford	0:10:35.151	3	7 T	119.078	3:56.578 - 3	106.564
29	7	B.	Fluid Motorsport Developr	BROWN David	Formula Ford	0:10:37.595	3	0:02.444	118.621	3:54.201 - 3	107.646
-- Tour le plus rapide --											
3	B.	Jamun Racing Services	BLANCHARD Tim	Formula Ford			8			2:30.283 - 8	
-- ABANDONS --											

Les résultats sont provisoires jusqu'à la fin de la période de protestation et des appels

Spa-Francorchamps

La limite pour les protestations expire 30' au plus tard après la publication des résultats - Heure :

Longueur du circuit = 7.003 km

Les résultats sont suspendus jusqu'à la fin des investigations

Clerk of the course: David Pierre	Chronomètreur: R.I.S.
-----------------------------------	-----------------------

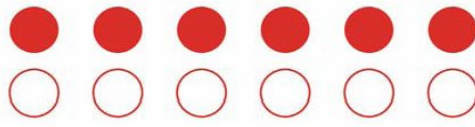
Races Information Services - <http://www.ris-timing.be> - E-Mail : ris-timing@skynet.be

Imprimé à 11:42, 21/06/2008/C3



Formula Ford

2008



EVENT INFORMATION

Spa-Francorchamps

June 19 20 21 22 / 2008

12 Heures de Spa Francorchamps

Formula Ford

Race 2

Pos	No	Cl	Pn Team	Pilotes	Veh	Temps	T.	Ecart	Km/H	Meilleur	Km/H
Classe British .											
1	4	B.	Jamun Racing Services	BOYD Wayne	Formula Ford	0:29:20.754	10		143.182	2:30.483	167.533
2	69	B.	JTR	TANDY Nick	Formula Ford	0:29:22.743	10	0:01.989	143.020	2:30.960	167.003
3	5	B.	Jamun Racing Services	CORREA Victor	Formula Ford	0:29:23.744	10	0:02.990	142.939	2:31.011	166.947
4	3	B.	Jamun Racing Services	BLANCHARD Tim	Formula Ford	0:29:26.281	10	0:05.527	142.734	2:30.283	167.756
5	23	B.	Getem Racing	MALIEPAARD Chris	Formula Ford	0:29:26.975	10	0:06.221	142.678	2:31.518	166.388
6	2	B.	Jamun Racing Services	COLE James	Formula Ford	0:29:27.166	10	0:06.412	142.662	2:31.145	166.799
7	98	B.	JTR	HAMILTON Matt	Formula Ford	0:29:27.304	10	0:06.550	142.651	2:31.342	166.582
8	6	B.	Fluid Motorsport Developm	SORENSEN Marco	Formula Ford	0:29:28.985	10	0:08.231	142.516	2:31.790	166.090
9	58	B.	Getem Racing/thebogcoldtu	STUTELEY Linton	Formula Ford	0:29:30.624	10	0:09.870	142.384	2:31.972	165.891
10	15	B.	JTR	LAYAC Philippe	Formula Ford	0:29:38.903	10	0:18.149	141.721	2:32.276	165.560
11	24	B.	JTR	DE WIT Rogier	Formula Ford	0:29:48.674	10	0:27.920	140.947	2:34.836	162.823
12	12	B.	Kevin Mills Racing	WOOD Glen	Formula Ford	0:22:10.386	7	3 T	132.650	2:34.830	162.829
13	11	B.	Kevin Mills Racing	CAMPFIELD Adrian	Formula Ford	0:10:35.151	3	7 T	119.078	3:56.578	106.564
14	7	B.	Fluid Motorsport Developm	BROWN David	Formula Ford	0:10:37.595	3	0:02.444	118.621	3:54.201	107.646
-- Tour le plus rapide --											
3	B.	Jamun Racing Services	BLANCHARD Tim	Formula Ford			8			2:30.283	167.756
Classe British S											
1	33	BS	STERLING MOTORSPORTS	FINDLAY Garry	Formula Ford	0:29:42.183	10		141.460	2:33.381	164.367
2	99	BS	Sterling Motorsports	PALMER Chrissy	Formula Ford	0:29:42.336	10	0:00.153	141.448	2:33.369	164.380
3	16	BS	Kevin Mills Racing	JONES Alex	Formula Ford	0:29:45.786	10	0:03.603	141.175	2:32.446	165.375
4	44	BS	Wrensport	SCOTT Felix	Formula Ford	0:29:59.857	10	0:17.674	140.071	2:35.374	162.259
-- Tour le plus rapide --											
16	BS	Kevin Mills Racing	JONES Alex	Formula Ford			8			2:32.446	165.375
Classe Dutch Duratec											
1	78	DD	KTG Racing	KNAP Simon	Formula Ford	0:29:38.414	10		141.760	2:32.756	165.040
2	73	DD	Stuart Racing	STUART Liroy	Formula Ford	0:29:38.700	10	0:00.286	141.737	2:33.272	164.484
3	75	DD	John s Racing Team	SVENSSON John	Formula Ford	0:29:38.763	10	0:00.349	141.732	2:33.281	164.474
4	711	DD	Vuik Racing	VUIK Jr Henk	Formula Ford	0:29:47.350	10	0:08.936	141.051	2:33.601	164.132
5	714	DD	Racing Team Vestergaard	VESTERGAARD Nils	Formula Ford	0:29:48.430	10	0:10.016	140.966	2:34.162	163.534
6	713	DD	Stuart Racing	MUL Jeroen	Formula Ford	0:29:48.686	10	0:10.272	140.946	2:34.007	163.699
7	760	DD	Fluid Motorsport	LIND Dennis	Formula Ford	0:29:52.069	10	0:13.655	140.680	2:34.967	162.685
8	762	DD	Fluid Motorsport	FROEKJAAR-LORENSEN	Formula Ford	0:30:56.194	10	1:17.780	135.820	2:42.318	155.317
9	77	DD	Geva Racing Service	VAN DER BEEK Jennifer	Formula Ford	0:30:26.939	8	2 T	110.396	2:36.325	161.272
10	718	DD	Vuik Racing	JONGEJANS Rogier	Formula Ford	0:21:58.718	7	3 T	133.824	2:33.536	164.201
-- Tour le plus rapide --											
78	DD	KTG Racing	KNAP Simon	Formula Ford			8			2:32.756	165.040
Classe Dutch Zetec											
1	727	DZ	Geva Racing Service	VAN UITERT Arthur	Formula Ford	0:30:36.290	10		137.292	2:43.040	154.630
-- Tour le plus rapide --											
727	DZ	Geva Racing Service	VAN UITERT Arthur	Formula Ford			7			2:43.040	154.630
-- ABANDONS --											

Les résultats sont provisoires jusqu'à la fin de la période de protestation et des appels

Spa-Francorchamps

La limite pour les protestations expire 30' au plus tard après la publication des résultats - Heure :

Longueur du circuit = 7.003 km

Les résultats sont suspendus jusqu'à la fin des investigations

Clerk of the course: David Pierre	Chronomètreur: R.I.S.
-----------------------------------	-----------------------

Races Information Services - <http://www.ris-timing.be> - E-Mail : ris-timing@skynet.be

Imprimé à 11:43, 21/06/2008/C3



EVENT INFORMATION

Spa-Francorchamps

June 19 20 21 22 / 2008

12 Heures de Spa Francorchamps

Formula Ford

Race 2

Pos	No	Cl	Pn Team	Pilotes	Veh	Temps	T.	Ecart	Km/H	Meilleur
Groupe British										
1	4	B.	Jamun Racing Services	BOYD Wayne	Formula Ford	0:29:20.754	10		143,182	2:30.483
2	69	B.	JTR	TANDY Nick	Formula Ford	0:29:22.743	10	0:01.989	143,02	2:30.960
3	5	B.	Jamun Racing Services	CORREA Victor	Formula Ford	0:29:23.744	10	0:02.990	142,939	2:31.011
4	3	B.	Jamun Racing Services	BLANCHARD Tim	Formula Ford	0:29:26.281	10	0:05.527	142,734	2:30.283
5	23	B.	Getem Racing	MALIEPAARD Chris	Formula Ford	0:29:26.975	10	0:06.221	142,678	2:31.518
6	2	B.	Jamun Racing Services	COLE James	Formula Ford	0:29:27.166	10	0:06.412	142,662	2:31.145
7	98	B.	JTR	HAMILTON Matt	Formula Ford	0:29:27.304	10	0:06.550	142,651	2:31.342
8	6	B.	Fluid Motorsport Developm	SORENSEN Marco	Formula Ford	0:29:28.985	10	0:08.231	142,516	2:31.790
9	58	B.	Getem Racing/thebogcoldtu	STUTELEY Linton	Formula Ford	0:29:30.624	10	0:09.870	142,384	2:31.972
10	15	B.	JTR	LAYAC Philippe	Formula Ford	0:29:38.903	10	0:18.149	141,721	2:32.276
11	33	BS		FINDLAY Garry	Formula Ford	0:29:42.183	10	0:21.429	141,46	2:33.381
12	99	BS	Sterling Motorsports	PALMER Chrissy	Formula Ford	0:29:42.336	10	0:21.582	141,448	2:33.369
13	16	BS	Kevin Mills Racing	JONES Alex	Formula Ford	0:29:45.786	10	0:25.032	141,175	2:32.446
14	24	B.	JTR	DE WIT Rogier	Formula Ford	0:29:48.674	10	0:27.920	140,947	2:34.836
15	44	BS	Wrensport	SCOTT Felix	Formula Ford	0:29:59.857	10	0:39.103	140,071	2:35.374
16	12	B.	Kevin Mills Racing	WOOD Glen	Formula Ford	0:22:10.386	7	3 T	132,65	2:34.830
17	11	B.	Kevin Mills Racing	CAMPFIELD Adrian	Formula Ford	0:10:35.151	3	7 T	119,078	3:56.578
18	7	B.	Fluid Motorsport Developm	BROWN David	Formula Ford	0:10:37.595	3	0:02.444	118,621	3:54.201
-- Tour le plus rapide --										
3	B.	Jamun Racing Services	BLANCHARD Tim	Formula Ford			8			2:30.283
Groupe Dutch										
1	78	DD	KTG Racing	KNAP Simon	Formula Ford	0:29:38.414	10		141,76	2:32.756
2	73	DD	Stuart Racing	STUART Liroy	Formula Ford	0:29:38.700	10	0:00.286	141,737	2:33.272
3	75	DD	John s Racing Team	SVENSSON John	Formula Ford	0:29:38.763	10	0:00.349	141,732	2:33.281
4	711	DD	Vuik Racing	VUIK Jr Henk	Formula Ford	0:29:47.350	10	0:08.936	141,051	2:33.601
5	714	DD	Racing Team Vestergaard	VESTERGAARD Nils	Formula Ford	0:29:48.430	10	0:10.016	140,966	2:34.162
6	713	DD	Stuart Racing	MUL Jeroen	Formula Ford	0:29:48.686	10	0:10.272	140,946	2:34.007
7	760	DD	Fluid Motorsport	LIND Dennis	Formule Ford	0:29:52.069	10	0:13.655	140,68	2:34.967
8	727	DZ	Geva Racing Service	VAN UITERT Arthur	Formula Ford	0:30:36.290	10	0:57.876	137,292	2:43.040
9	762	DD	Fluid Motorsport	FROEKJAAR-LORENDSEN	Formula Ford	0:30:56.194	10	1:17.780	135,82	2:42.318
10	77	DD	Geva Racing Service	VAN DER BEEK Jennifer	Formula Ford	0:30:26.939	8	2 T	110,396	2:36.325
11	718	DD	Vuik Racing	JONGEJANS Rogier	Formula Ford	0:21:58.718	7	3 T	133,824	2:33.536
-- Tour le plus rapide --										
78	DD	KTG Racing	KNAP Simon	Formula Ford			8			2:32.756
-- ABANDONS --										

Les résultats sont provisoires jusqu'à la fin de la période de protestation et des appels

Spa-Francorchamps

La limite pour les protestations expire 30' au plus tard après la publication des résultats - Heure :

Longueur du circuit = 7.003 km

Les résultats sont suspendus jusqu'à la fin des investigations

Clerk of the course: David Pierre	Chronomètreur: R.I.S.
-----------------------------------	-----------------------

Races Information Services - <http://www.ris-timing.be> - E-Mail : ris-timing@skynet.be

Imprimé à 11:46, 21/06/2008/C3



12 Heures de Spa Francorchamps**Formula Ford****Race 2***Best Sector Times*

SECTOR 1			SECTOR 2			SECTOR 3			IDEAL	BEST		
1	2	0:42.487	1	4	1:08.927	1	69	0:38.323	1	3	2:30.108	2:30.283
2	3	0:42.658	2	3	1:09.012	2	5	0:38.338	2	4	2:30.266	2:30.483
3	5	0:42.693	3	69	1:09.113	3	4	0:38.358	3	69	2:30.438	2:30.960
4	23	0:42.753	4	5	1:09.215	4	3	0:38.438	4	5	2:30.246	2:31.011
5	73	0:42.763	5	23	1:09.447	5	16	0:38.446	5	2	2:30.522	2:31.145
6	98	0:42.866	6	2	1:09.463	6	98	0:38.514	6	98	2:31.246	2:31.342
7	6	0:42.936	7	58	1:09.546	7	2	0:38.572	7	23	2:30.924	2:31.518
8	4	0:42.981	8	78	1:09.747	8	23	0:38.724	8	6	2:31.621	2:31.790
9	69	0:43.002	9	6	1:09.861	9	15	0:38.726	9	58	2:31.607	2:31.972
10	12	0:43.036	10	98	1:09.866	10	6	0:38.824	10	15	2:32.084	2:32.276
11	58	0:43.056	11	33	1:09.973	11	58	0:39.005	11	16	2:32.369	2:32.446
12	24	0:43.120	12	15	1:10.122	12	78	0:39.013	12	78	2:32.161	2:32.756
13	16	0:43.130	13	718	1:10.128	13	99	0:39.086	13	73	2:32.100	2:33.272
14	714	0:43.171	14	73	1:10.211	14	73	0:39.126	14	75	2:33.025	2:33.281
15	15	0:43.236	15	99	1:10.224	15	24	0:39.222	15	99	2:32.724	2:33.369
16	713	0:43.252	16	75	1:10.402	16	75	0:39.275	16	33	2:32.952	2:33.381
17	711	0:43.288	17	711	1:10.516	17	33	0:39.294	17	718	2:33.298	2:33.536
18	75	0:43.348	18	714	1:10.616	18	11	0:39.307	18	711	2:33.308	2:33.601
19	78	0:43.401	19	713	1:10.741	19	713	0:39.381	19	713	2:33.374	2:34.007
20	99	0:43.414	20	16	1:10.793	20	60	0:39.499	20	714	2:33.579	2:34.162
21	44	0:43.479	21	44	1:10.860	21	711	0:39.504	21	12	2:34.830	2:34.830
22	60	0:43.507	22	24	1:10.928	22	718	0:39.526	22	24	2:33.270	2:34.836
23	718	0:43.644	23	11	1:11.193	23	714	0:39.792	23	60	2:34.731	2:34.967
24	33	0:43.685	24	7	1:11.281	24	12	0:39.848	24	44	2:34.260	2:35.374
25	77	0:44.616	25	77	1:11.547	25	44	0:39.921	25	77	2:36.325	2:36.325
26	716	0:46.326	26	60	1:11.725	26	77	0:40.162	26	11	2:38.830	2:38.830
27	727	0:47.013	27	12	1:11.946	27	727	0:40.998	27	716	2:41.631	2:42.318
28	11	0:48.330	28	716	1:13.482	28	7	0:41.578	28	727	2:42.077	2:43.040
29	7	0:51.188	29	727	1:14.066	29	716	0:41.823	29	7	2:44.047	2:44.047

12 Heures de Spa Francorchamps

Formula Ford

Race 2

Sector Analysis

2 COLE James					Formula Ford					B.
1	0:48.087	1:10.942	0:39.167	2:38.196	2	1:18.562	1:34.202	1:06.412	3:59.176	
3	1:20.846	1:41.400	0:55.177	3:57.423	4	0:43.085	1:10.513	0:43.982	2:37.580	
5	1:04.409	1:36.545	0:53.748	3:34.702	6	0:42.614	1:10.331	0:39.272	2:32.217	
7	0:42.487	1:10.282	0:38.572	2:31.341	8	0:43.048	1:09.463	0:38.634	2:31.145	
9	0:42.813	1:10.016	0:39.128	2:31.957	10	0:42.842	1:11.332	0:39.255	2:33.429	

3 BLANCHARD Tim					Formula Ford					B.
1	0:46.081	1:10.012	0:38.672	2:34.765	2	1:17.399	1:34.347	1:05.146	3:56.892	
3	1:20.565	1:43.021	0:57.103	4:00.689	4	0:44.367	1:09.560	0:41.571	2:35.498	
5	1:03.219	1:39.088	0:54.563	3:36.870	6	0:43.338	1:10.357	0:39.639	2:33.334	
7	0:43.636	1:09.547	0:38.725	2:31.908	8	0:42.833	1:09.012	0:38.438	2:30.283	
9	0:42.658	1:11.400	0:39.123	2:33.181	10	0:43.000	1:11.154	0:38.707	2:32.861	

4 BOYD Wayne					Formula Ford					B.
1	0:46.181	1:10.191	0:39.969	2:36.341	2	1:17.192	1:34.612	1:06.098	3:57.902	
3	1:20.502	1:42.125	0:56.518	3:59.145	4	0:43.388	1:09.743	0:41.988	2:35.119	
5	1:02.889	1:39.615	0:54.102	3:36.606	6	0:42.981	1:09.732	0:39.032	2:31.745	
7	0:43.198	1:08.927	0:38.358	2:30.483	8	0:43.284	1:08.936	0:38.517	2:30.737	
9	0:43.141	1:09.050	0:38.861	2:31.052	10	0:43.362	1:09.398	0:38.864	2:31.624	

5 CORREA Victor					Formula Ford					B.
1	0:46.452	1:10.596	0:38.788	2:35.836	2	1:17.414	1:34.247	1:06.173	3:57.834	
3	1:20.488	1:42.338	0:56.378	3:59.204	4	0:43.769	1:09.425	0:39.111	2:32.305	
5	1:05.251	1:39.239	0:54.674	3:39.164	6	0:43.604	1:10.003	0:39.408	2:33.015	
7	0:43.201	1:09.215	0:38.595	2:31.011	8	0:43.008	1:09.719	0:38.338	2:31.065	
9	0:43.396	1:11.209	0:38.408	2:33.013	10	0:42.693	1:09.858	0:38.746	2:31.297	

6 SORENSEN Marco					Formula Ford					B.
1	0:47.618	1:10.630	0:39.010	2:37.258	2	1:17.412	1:34.694	1:07.147	3:59.253	
3	1:19.533	1:42.663	0:55.386	3:57.582	4	0:43.284	1:10.531	0:43.361	2:37.176	
5	1:04.284	1:37.078	0:53.622	3:34.984	6	0:43.365	1:09.911	0:38.824	2:32.100	
7	0:43.370	1:11.314	0:38.833	2:33.517	8	0:42.936	1:09.861	0:38.993	2:31.790	
9	0:43.268	1:09.975	0:39.207	2:32.450	10	0:43.412	1:10.390	0:39.073	2:32.875	

7 BROWN David					Formula Ford					B.
1	0:51.188	1:11.281	0:41.578	2:44.047	2	1:17.777	1:32.903	1:08.667	3:59.347	
3	1:21.121	1:39.589	0:53.491	3:54.201						

11 CAMPFIELD Adrian					Formula Ford					B.
1	0:48.330	1:11.193	0:39.307	2:38.830	2	1:19.113	1:33.634	1:06.996	3:59.743	
3	1:21.073	1:40.854	0:54.651	3:56.578						

12 WOOD Glen					Formula Ford					B.
1	0:50.126	1:12.171	0:41.202	2:43.499	2	1:17.835	1:32.812	1:08.643	3:59.290	
3	1:20.330	1:40.531	0:53.596	3:54.457	4	0:43.061	1:12.408	0:43.395	2:38.864	
5	1:02.664	1:35.907	0:53.292	3:31.863	6	0:43.036	1:11.946	0:39.848	2:34.830	
7	0:43.103	1:12.811	0:51.669	2:47.583						

15 LAYAC Philippe					Formula Ford					B.
1	0:51.569	1:13.286	0:42.079	2:46.934	2	1:18.523	1:32.007	1:10.614	4:01.144	
3	1:19.378	1:39.094	0:53.904	3:52.376	4	0:43.386	1:12.283	0:43.120	2:38.789	
5	1:03.173	1:35.637	0:52.291	3:31.101	6	0:43.905	1:11.372	0:39.991	2:35.268	
7	0:44.274	1:10.280	0:39.496	2:34.050	8	0:43.236	1:10.314	0:38.726	2:32.276	
9	0:43.408	1:10.122	0:38.852	2:32.382	10	0:43.567	1:11.816	0:39.200	2:34.583	

16 JONES Alex					Formula Ford					BS
1	0:52.541	1:14.890	1:15.405	3:22.836	2	0:49.434	1:30.548	1:14.580	3:34.562	

3	1:18.479	1:35.333	1:02.569	3:56.381	4	0:44.807	1:11.450	0:40.747	2:37.004
5	0:57.376	1:33.961	0:50.765	3:22.102	6	0:43.334	1:11.326	0:39.618	2:34.278
7	0:43.841	1:11.634	0:40.461	2:35.936	8	0:43.130	1:10.870	0:38.446	2:32.446
9	0:43.653	1:10.793	0:41.222	2:35.668	10	0:43.891	1:12.009	0:38.673	2:34.573

23	MALIEPAARD Chris				Formula Ford				B.
1	0:47.911	1:10.762	0:39.218	2:37.891	2	1:18.368	1:34.070	1:06.907	3:59.345
3	1:20.451	1:41.415	0:55.263	3:57.129	4	0:43.004	1:10.430	0:42.609	2:36.043
5	1:03.210	1:38.508	0:53.683	3:35.401	6	0:43.119	1:09.798	0:39.232	2:32.149
7	0:42.771	1:10.293	0:38.724	2:31.788	8	0:43.145	1:09.447	0:38.926	2:31.518
9	0:42.753	1:09.790	0:39.427	2:31.970	10	0:43.241	1:10.913	0:39.587	2:33.741

24	DE WIT Rogier				Formula Ford				B.
1	0:48.912	1:10.928	0:39.222	2:39.062	2	1:19.378	1:33.381	1:07.204	3:59.963
3	1:20.876	1:40.859	0:54.417	3:56.152	4	0:44.959	1:12.750	0:43.582	2:41.291
5	1:02.630	1:35.936	0:53.371	3:31.937	6	0:43.120	1:13.369	0:39.746	2:36.235
7	0:44.576	1:11.504	0:41.128	2:37.208	8	0:44.306	1:11.120	0:40.268	2:35.694
9	0:44.047	1:10.948	0:39.841	2:34.836	10	0:43.787	1:11.472	0:41.037	2:36.296

33	FINDLAY Garry				Formula Ford				BS
1	0:53.047	1:14.091	0:42.019	2:49.157	2	1:18.591	1:31.467	1:11.078	4:01.136
3	1:20.749	1:36.817	0:54.168	3:51.734	4	0:44.743	1:10.943	0:45.765	2:41.451
5	1:02.648	1:34.442	0:51.379	3:28.469	6	0:43.685	1:10.973	0:39.872	2:34.530
7	0:44.050	1:10.619	0:39.758	2:34.427	8	0:43.941	1:10.442	0:39.294	2:33.677
9	0:43.844	1:09.973	0:39.564	2:33.381	10	0:44.154	1:10.479	0:39.588	2:34.221

44	SCOTT Felix				Formula Ford				BS
1	0:51.657	1:23.267	0:40.543	2:55.467	2	1:14.974	1:30.862	1:13.694	3:59.530
3	1:18.441	1:36.619	1:02.338	3:57.398	4	0:45.314	1:13.637	0:41.228	2:40.179
5	0:56.272	1:33.679	0:50.692	3:20.643	6	0:43.479	1:19.495	0:40.010	2:42.984
7	0:44.612	1:11.457	0:40.093	2:36.162	8	0:45.209	1:10.949	0:39.921	2:36.079
9	0:44.702	1:11.307	0:40.032	2:36.041	10	0:44.504	1:10.860	0:40.010	2:35.374

58	STUTELEY Linton				Formula Ford				B.
1	0:48.789	1:13.216	0:40.469	2:42.474	2	1:18.371	1:32.777	1:08.481	3:59.629
3	1:20.297	1:40.379	0:53.975	3:54.651	4	0:43.438	1:13.596	0:43.626	2:40.660
5	1:02.734	1:35.723	0:53.130	3:31.587	6	0:43.056	1:10.718	0:39.142	2:32.916
7	0:43.421	1:09.546	0:39.005	2:31.972	8	0:43.187	1:09.800	0:39.007	2:31.994
9	0:43.160	1:10.092	0:39.216	2:32.468	10	0:43.343	1:09.804	0:39.126	2:32.273

60	LIND Dennis				Formule Ford				DD
1	0:52.959	1:15.810	0:41.230	2:49.999	2	1:18.543	1:31.529	1:11.150	4:01.222
3	1:20.543	1:36.768	0:55.835	3:53.146	4	0:44.430	1:11.922	0:44.650	2:41.002
5	1:01.954	1:33.921	0:51.291	3:27.166	6	0:43.507	1:11.864	0:39.596	2:34.967
7	0:43.901	1:11.748	0:40.712	2:36.361	8	0:44.321	1:12.250	0:39.499	2:36.070
9	0:43.824	1:11.725	0:39.751	2:35.300	10	0:44.211	1:12.105	0:40.520	2:36.836

69	TANDY Nick				Formula Ford				B.
1			6:33.123	6:33.123	2			10:32.481	3:59.358
3		1:54.287	0:42.927	2:37.214	4	1:02.510	1:39.463	0:53.781	3:35.754
5	0:43.398	1:09.284	0:39.481	2:32.163	6	0:43.002	1:09.635	0:38.323	2:30.960
7	0:43.048	1:09.608	0:38.492	2:31.148	8	0:43.257	1:09.692	0:38.616	2:31.565
9	0:43.460	1:09.113	0:38.885	2:31.458					

73	STUART Liroy				Formula Ford				DD
1	0:50.054	1:11.267	0:40.408	2:41.729	2	1:18.157	1:33.202	1:08.115	3:59.474
3	1:20.472	1:40.307	0:54.523	3:55.302	4	0:43.786	1:13.392	0:44.179	2:41.357
5	1:02.876	1:35.597	0:52.967	3:31.440	6	0:42.889	1:11.113	0:40.121	2:34.123
7	0:42.763	1:11.034	0:40.095	2:33.892	8	0:43.818	1:10.211	0:39.354	2:33.383
9	0:43.432	1:10.714	0:39.126	2:33.272	10	0:43.751	1:11.405	0:39.572	2:34.728

75	SVENSSON John				Formula Ford				DD
1	0:49.038	1:12.032	0:40.110	2:41.180	2	1:18.014	1:33.465	1:07.849	3:59.328
3	1:20.063	1:40.977	0:54.431	3:55.471	4	0:43.964	1:12.608	0:42.617	2:39.189
5	1:02.172	1:36.552	0:53.615	3:32.339	6	0:43.436	1:11.619	0:39.819	2:34.874
7	0:43.348	1:10.647	0:39.286	2:33.281	8	0:43.840	1:10.402	0:39.509	2:33.751
9	0:44.125	1:10.744	0:39.275	2:34.144	10	0:44.240	1:11.659	0:39.707	2:35.606

77	VAN DER BEEK Jennifer				Formula Ford				DD
-----------	------------------------------	--	--	--	---------------------	--	--	--	-----------

1	0:53.317	1:16.325	0:40.894	2:50.536	2	1:18.265	1:31.569	1:12.659	4:02.493
3	1:18.986	1:36.976	1:08.031	4:03.993	4	7:07.947	1:12.597	0:40.212	9:00.756
5	0:45.849	1:11.997	0:40.251	2:38.097	6	0:44.965	1:11.904	0:40.536	2:37.405
7	0:44.812	1:12.286	0:40.236	2:37.334	8	0:44.616	1:11.547	0:40.162	2:36.325

78 K NAP Simon					Formula Ford				DD
1	0:51.209	1:11.823	0:41.460	2:44.492	2	1:18.373	1:32.582	1:09.072	4:00.027
3	1:20.442	1:39.486	0:53.808	3:53.736	4	0:43.401	1:12.184	0:44.504	2:40.089
5	1:03.096	1:35.399	0:53.119	3:31.614	6	0:43.828	1:10.627	0:39.314	2:33.769
7	0:43.427	1:10.328	0:39.572	2:33.327	8	0:43.996	1:09.747	0:39.013	2:32.756
9	0:43.748	1:10.285	0:39.441	2:33.474	10	0:44.470	1:11.009	0:39.651	2:35.130

98 HAMILTON Matt					Formula Ford				B.
1	0:47.858	1:10.507	0:38.529	2:36.894	2	1:17.154	1:34.610	1:05.466	3:57.230
3	1:20.915	1:42.371	0:56.178	3:59.464	4	0:43.772	1:10.694	0:43.719	2:38.185
5	1:04.280	1:36.995	0:53.468	3:34.743	6	0:43.195	1:10.080	0:38.724	2:31.999
7	0:43.291	1:10.957	0:38.514	2:32.762	8	0:42.866	1:09.866	0:38.610	2:31.342
9	0:43.439	1:09.874	0:38.995	2:32.308	10	0:43.205	1:10.106	0:39.066	2:32.377

99 PALMER Chrissy					Formula Ford				BS
1	0:52.314	1:13.497	0:42.088	2:47.899	2	1:18.753	1:31.478	1:11.202	4:01.433
3	1:19.783	1:38.006	0:53.926	3:51.715	4	0:43.433	1:11.434	0:44.635	2:39.502
5	1:03.182	1:34.781	0:52.008	3:29.971	6	0:43.572	1:11.383	0:39.732	2:34.687
7	0:44.946	1:11.374	0:39.805	2:36.125	8	0:43.414	1:10.869	0:39.086	2:33.369
9	0:43.726	1:10.224	0:39.506	2:33.456	10	0:44.072	1:10.755	0:39.352	2:34.179

711 VUIK Jr Henk					Formula Ford				DD
1	0:51.349	1:12.523	0:42.254	2:46.126	2	1:18.315	1:32.051	1:09.715	4:00.081
3	1:19.865	1:39.696	0:54.005	3:53.566	4	0:43.599	1:13.903	0:45.233	2:42.735
5	1:02.459	1:34.768	0:51.703	3:28.930	6	0:43.288	1:11.361	0:40.401	2:35.050
7	0:44.129	1:11.799	0:41.193	2:37.121	8	0:43.441	1:10.656	0:39.504	2:33.601
9	0:43.594	1:10.516	0:40.173	2:34.283	10	0:43.957	1:11.856	0:40.044	2:35.857

713 MUL Jeroen					Formula Ford				DD
1	0:51.557	1:12.470	0:42.546	2:46.573	2	1:18.468	1:31.939	1:10.081	4:00.488
3	1:19.869	1:39.245	0:53.977	3:53.091	4	0:43.252	1:13.232	0:45.365	2:41.849
5	1:02.251	1:35.025	0:51.757	3:29.033	6	0:43.340	1:11.476	0:40.508	2:35.324
7	0:44.363	1:12.130	0:40.774	2:37.267	8	0:44.646	1:11.070	0:39.381	2:35.097
9	0:43.675	1:10.741	0:39.591	2:34.007	10	0:43.967	1:11.121	0:40.869	2:35.957

714 VESTERGAARD Nijs					Formula Ford				DD
1	0:51.924	1:14.549	0:42.270	2:48.743	2	1:18.311	1:31.754	1:11.091	4:01.156
3	1:20.478	1:37.139	0:54.241	3:51.858	4	0:43.661	1:12.378	0:45.418	2:41.457
5	1:02.406	1:34.557	0:51.629	3:28.592	6	0:43.171	1:11.373	0:39.792	2:34.336
7	0:44.136	1:12.000	0:40.935	2:37.071	8	0:43.853	1:10.877	0:39.839	2:34.569
9	0:43.237	1:10.616	0:40.309	2:34.162	10	0:43.710	1:11.844	0:40.932	2:36.486

716 FROEKJAAR-LORENSEN					Formula Ford				DD
1	0:55.522	1:30.940	0:43.786	3:10.248	2	1:01.160	1:30.615	1:14.170	3:45.945
3	1:18.084	1:36.443	1:02.975	3:57.502	4	0:47.581	1:15.462	0:42.569	2:45.612
5	0:51.839	1:32.001	0:51.772	3:15.612	6	0:46.825	1:15.345	0:42.120	2:44.290
7	0:46.782	1:14.469	0:42.662	2:43.913	8	0:46.326	1:14.005	0:41.987	2:42.318
9	1:11.775	1:13.482	0:42.237	3:07.494	10	0:46.676	1:14.761	0:41.823	2:43.260

718 JONGEJANS Rogier					Formula Ford				DD
1	0:50.620	1:12.935	0:41.649	2:45.204	2	1:18.834	1:31.898	1:09.672	4:00.404
3	1:20.037	1:39.599	0:53.586	3:53.222	4	0:43.723	1:11.527	0:44.791	2:40.041
5	1:03.142	1:35.362	0:52.846	3:31.350	6	0:43.644	1:11.476	0:39.841	2:34.961
7	0:43.882	1:10.128	0:39.526	2:33.536					

727 VAN UITERT Arthur					Formula Ford				DZ
1	0:55.753	1:15.000	0:41.936	2:52.689	2	1:16.721	1:31.499	1:13.354	4:01.574
3	1:18.537	1:36.881	1:02.702	3:58.120	4	0:48.913	1:15.862	0:43.455	2:48.230
5	0:52.550	1:30.732	0:51.591	3:14.873	6	0:47.180	1:15.023	0:42.168	2:44.371
7	0:47.013	1:14.143	0:41.884	2:43.040	8	0:47.212	1:14.066	0:42.055	2:43.333
9	0:50.216	1:14.658	0:40.998	2:45.872	10	0:47.524	1:14.602	0:42.062	2:44.188

12 Heures de Spa Francorchamps

Formula Ford

Race 2

Tour Par Tour

Tour 1				Tour 2				Tour 3				Tour 4			
Pos	Num	Gap	LapTime	Pos	Num	Gap	LapTime	Pos	Num	Gap	LapTime	Pos	Num	Gap	LapTime
1	3		2:34.765	1	3		3:56.892	1	3		4:00.689	1	5		2:32.305
2	5	0:01.071	2:35.836	2	5	0:02.013	3:57.834	2	5	0:00.528	3:59.204	2	3	0:02.665	2:35.498
3	4	0:01.576	2:36.341	3	98	0:02.467	3:57.230	3	4	0:01.042	3:59.145	3	4	0:03.328	2:35.119
4	98	0:02.129	2:36.894	4	4	0:02.586	3:57.902	4	98	0:01.242	3:59.464	4	23	0:05.229	2:36.043
5	6	0:02.493	2:37.258	5	6	0:04.854	3:59.253	5	6	0:01.747	3:57.582	5	6	0:06.090	2:37.176
6	23	0:03.126	2:37.891	6	23	0:05.579	3:59.345	6	23	0:02.019	3:57.129	6	98	0:06.594	2:38.185
7	2	0:03.431	2:38.196	7	2	0:05.715	3:59.176	7	2	0:02.449	3:57.423	7	2	0:07.196	2:37.580
8	11	0:04.065	2:38.830	8	11	0:06.916	3:59.743	8	24	0:02.831	3:56.152	8	75	0:09.989	2:39.189
9	24	0:04.297	2:39.062	9	24	0:07.368	3:59.963	9	11	0:02.805	3:56.578	9	12	0:10.931	2:38.864
10	75	0:06.415	2:41.180	10	75	0:08.851	3:59.328	10	75	0:03.633	3:55.471	10	24	0:11.289	2:41.291
11	73	0:06.964	2:41.729	11	73	0:09.546	3:59.474	11	73	0:04.159	3:55.302	11	58	0:12.235	2:40.660
12	58	0:07.709	2:42.474	12	58	0:10.446	3:59.629	12	58	0:04.408	3:54.651	12	73	0:12.683	2:41.357
13	12	0:08.734	2:43.499	13	12	0:11.132	3:59.290	13	12	0:04.900	3:54.457	13	78	0:13.165	2:40.089
14	7	0:09.282	2:44.047	14	7	0:11.737	3:59.347	14	7	0:05.249	3:54.201	14	718	0:13.692	2:40.041
15	78	0:09.727	2:44.492	15	78	0:12.862	4:00.027	15	78	0:05.909	3:53.736	15	15	0:14.064	2:38.789
16	718	0:10.439	2:45.204	16	718	0:13.951	4:00.404	16	718	0:06.484	3:53.222	16	99	0:15.370	2:39.502
17	711	0:11.361	2:46.126	17	711	0:14.550	4:00.081	17	711	0:07.427	3:53.566	17	713	0:16.822	2:41.849
18	713	0:11.808	2:46.573	18	713	0:15.404	4:00.488	18	713	0:07.806	3:53.091	18	711	0:17.329	2:42.735
19	15	0:12.169	2:46.934	19	15	0:16.421	4:01.144	19	15	0:08.108	3:52.376	19	714	0:18.035	2:41.457
20	99	0:13.134	2:47.899	20	99	0:17.675	4:01.433	20	99	0:08.701	3:51.715	20	33	0:18.299	2:41.451
21	714	0:13.978	2:48.743	21	714	0:18.242	4:01.156	21	714	0:09.411	3:51.858	21	60	0:20.190	2:41.002
22	33	0:14.392	2:49.157	22	33	0:18.636	4:01.136	22	33	0:09.681	3:51.734	22	16	0:25.604	2:37.004
23	60	0:15.234	2:49.999	23	60	0:19.564	4:01.222	23	60	0:12.021	3:53.146	23	44	0:27.395	2:40.179
24	77	0:15.771	2:50.536	24	77	0:21.372	4:02.493	24	727	0:20.037	3:58.120	24	716	0:34.128	2:45.612
25	727	0:17.924	2:52.689	25	727	0:22.606	4:01.574	25	44	0:20.049	3:57.398	25	727	0:35.434	2:48.230
26	44	0:20.702	2:55.467	26	44	0:23.340	3:59.530	26	716	0:21.349	3:57.502	26	69	3:40.270	3:35.754
27	716	0:35.483	3:10.248	27	716	0:24.536	3:45.945	27	16	0:21.433	3:56.381	27	77	6:52.599	9:00.756
28	16	0:48.071	3:22.836	28	16	0:25.741	3:34.562	28	77	0:24.676	4:03.993				
29	69	3:58.358	6:33.123	29	69	4:00.824	3:59.358	29	69	2:37.349	2:37.214				
Tour 5				Tour 6				Tour 7				Tour 8			
Pos	Num	Gap	LapTime	Pos	Num	Gap	LapTime	Pos	Num	Gap	LapTime	Pos	Num	Gap	LapTime
1	5		3:39.164	1	4		2:31.745	1	4		2:30.483	1	4		2:30.737
2	3	0:00.371	3:36.870	2	5	0:00.500	2:33.015	2	5	0:01.028	2:31.011	2	5	0:01.356	2:31.065
3	4	0:00.770	3:36.606	3	23	0:01.100	2:32.149	3	23	0:02.405	2:31.788	3	3	0:02.161	2:30.283
4	23	0:01.466	3:35.401	4	3	0:01.190	2:33.334	4	3	0:02.615	2:31.908	4	23	0:03.186	2:31.518
5	6	0:01.910	3:34.984	5	6	0:01.495	2:32.100	5	2	0:03.294	2:31.341	5	2	0:03.702	2:31.145
6	98	0:02.173	3:34.743	6	98	0:01.657	2:31.999	6	98	0:03.936	2:32.762	6	98	0:04.541	2:31.342
7	2	0:02.734	3:34.702	7	2	0:02.436	2:32.217	7	6	0:04.529	2:33.517	7	6	0:05.582	2:31.790
8	75	0:03.164	3:32.339	8	58	0:05.059	2:32.916	8	58	0:06.548	2:31.972	8	58	0:07.805	2:31.994
9	12	0:03.630	3:31.863	9	75	0:05.523	2:34.874	9	75	0:08.321	2:33.281	9	75	0:11.335	2:33.751
10	24	0:04.062	3:31.937	10	12	0:05.945	2:34.830	10	78	0:09.713	2:33.327	10	78	0:11.732	2:32.756
11	58	0:04.658	3:31.587	11	73	0:06.567	2:34.123	11	73	0:09.976	2:33.892	11	73	0:12.622	2:33.383
12	73	0:04.959	3:31.440	12	78	0:06.869	2:33.769	12	718	0:11.377	2:33.536	12	15	0:13.860	2:32.276
13	78	0:05.615	3:31.614	13	24	0:07.782	2:36.235	13	15	0:12.321	2:34.050	13	33	0:16.503	2:33.677
14	718	0:05.878	3:31.350	14	718	0:08.324	2:34.961	14	33	0:13.563	2:34.427	14	99	0:16.623	2:33.369
15	15	0:06.001	3:31.101	15	99	0:08.349	2:34.687	15	99	0:13.991	2:36.125	15	16	0:17.467	2:32.446
16	99	0:06.177	3:29.971	16	15	0:08.754	2:35.268	16	24	0:14.507	2:37.208	16	711	0:19.132	2:33.601
17	713	0:06.691	3:29.033	17	714	0:09.284	2:34.336	17	16	0:15.758	2:35.936	17	24	0:19.464	2:35.694
18	711	0:07.095	3:28.930	18	713	0:09.500	2:35.324	18	714	0:15.872	2:37.071	18	714	0:19.704	2:34.569
19	714	0:07.463	3:28.592	19	711	0:09.630	2:35.050	19	711	0:16.268	2:37.121	19	713	0:20.644	2:35.097
20	33	0:07.604	3:28.469	20	33	0:09.619	2:34.530	20	713	0:16.284	2:37.267	20	60	0:21.855	2:36.070
21	60	0:08.192	3:27.166	21	16	0:10.305	2:34.278	21	60	0:16.522	2:36.361	21	44	0:30.364	2:36.079
22	16	0:08.542	3:22.102	22	60	0:10.644	2:34.967	22	12	0:23.045	2:47.583	22	716	0:47.362	2:42.318
23	44	0:08.874	3:20.643	23	44	0:19.343	2:42.984	23	44	0:25.022	2:36.162	23	727	0:48.152	2:43.333
24	716	0:10.576	3:15.612	24	716	0:22.351	2:44.290	24	727	0:35.556	2:43.400	24	69	2:33.207	2:31.565
25	727	0:11.143	3:14.873	25	727	0:22.999	2:44.371	25	716	0:35.781	2:43.913	25	77	6:08.861	2:36.325
26	69	2:33.269	2:32.163	26	69	2:31.714	2:30.960	26	69	2:32.379	2:31.148				
27	77	5:51.532	2:38.097	27	77	5:56.422	2:37.405	27	77	6:03.273	2:37.334				
Tour 9				Tour 10											
Pos	Num	Gap	LapTime	Pos	Num	Gap	LapTime								
1	4		2:31.052	1	4		2:31.624								
2	5	0:03.317	2:33.013	2	5	0:02.990	2:31.297								
3	23	0:04.104	2:31.970	3	3	0:05.527	2:32.861								
4	3	0:04.290	2:33.181	4	23	0:06.221	2:33.741								
5	2	0:04.607	2:31.957	5	2	0:06.412	2:33.429								
6	98	0:05.797	2:32.308	6	98	0:06.550	2:32.377								
7	6	0:06.980	2:32.450	7	6	0:08.231	2:32.875								
8	58	0:09.221	2:32.468	8	58	0:09.870	2:32.273								
9	78	0:14.154	2:33.474	9	78	0:17.660	2:35.130								
10	75	0:14.427	2:34.144	10	73	0:17.946	2:34.728								
11	73	0:14.842	2:33.272	11	15	0:18.149	2:34.583								
12	15	0:15.190	2:32.382	12	75	0:18.409	2:35.606								
13	33	0:18.832	2:33.381	13	33	0:21.429	2:34.221								
14	99	0:19.027	2:33.456	14	99	0:21.582	2:34.179								
15	16	0:22.083	2:35.668	15	16	0:25.032	2:34.573								
16	711	0:22.363	2:34.283	16	711	0:26.596	2:35.857								
17	714	0:22.814	2:34.162	17	714	0:27.676	2:36.486								
18	24	0:23.248	2:34.836	18	24	0:27.920	2:36.296								
19	713	0:23.599	2:34.007	19	713	0:27.932	2:35.957								
20	60	0:26.103	2:35.300	20	60	0:31.315	2:36.836								
21	44	0:35.353	2:36.041	21	44	0:39.103	2:35.374								
22	727	1:02.972	2:45.872	22	727	1:15.536	2:44.188								
23	716	1:23.804	3:07.494	23	716	1:35.440	2:43.260								
24	69	2:33.613	2:31.458												