

BRITISH FORMULA FORD

BRANDS HATCH

Free Practice

Classification

Pos	Driver	Team	Time	Lap	Total	Gap First	Gap Prev	Kph
1	58 Linton Stuteley	Getem Racing/thebigcoldturkey.com	1:30.584	10	11	-	-	147.2
2	17 Westley Barber	Red Devil Team Comtec	1:30.598	9	14	+0.014	+0.014	147.1
3	4 Wayne Boyd	Jamun Racing Services	1:30.677	14	14	+0.093	+0.079	147.0
4	11 Adrian Campfield	Kevin Mills Racing	1:30.767	13	13	+0.183	+0.090	146.9
5	23 Chris Maliepaard	Getem Racing	1:30.770	8	12	+0.186	+0.003	146.9
6	98 Matt Hamilton	JTR	1:30.772	7	12	+0.188	+0.002	146.9
7	15 Philippe Layac	JTR	1:30.881	12	13	+0.297	+0.109	146.7
8	7 David Brown	Fluid Motorsport Development	1:30.943	10	12	+0.359	+0.062	146.6
9	24 Rogier de Wit	JTR	1:31.246	8	12	+0.662	+0.303	146.1
10	3 Tim Blanchard	Jamun Racing Services	1:31.269	11	11	+0.685	+0.023	146.1
11	5 Victor Correa	Jamun Racing Services	1:31.344	11	13	+0.760	+0.075	145.9
12	33 Garry Findlay	Driver	1:31.395	12	13	+0.811	+0.051	145.9
13	6 Marco Sorensen	Fluid Motorsport Development Ltd	1:31.518	8	13	+0.934	+0.123	145.7
14	12 Glen Wood	Kevin Mills Racing	1:31.806	10	13	+1.222	+0.288	145.2
15	2 James Cole	Jamun Racing Services	1:31.841	12	13	+1.257	+0.035	145.2
16	99 Chrissy Palmer	Sterling Motorsports	1:32.603	12	12	+2.019	+0.762	144.0
17	46 Jamie Jardine	Acer Motorsport	1:33.205	12	12	+2.621	+0.602	143.0
18	20 Matt Dobson	Intermotorsport/SponsorAdiamond.com	1:33.905	12	13	+3.321	+0.700	142.0
19	16 Alex Jones	Myerscough College	1:34.238	12	13	+3.654	+0.333	141.5
20	44 Felix Scott	Wrensport	1:35.078	10	13	+4.494	+0.840	140.2
21	18 Francisco Weiler	Red Devil Team Comtec	1:35.862	13	13	+5.278	+0.784	139.1
22	22 Peter Daghish		1:38.222	5	13	+7.638	+2.360	135.7
23	55 Daniel Walker	Slidesports	1:40.514	4	4	+9.930	+2.292	132.6
24	73 Callum Holland	Inter Motorsport						

Stewards:

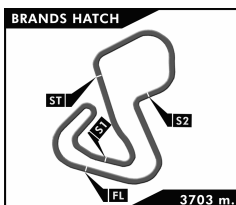
Date:

Time:

Chief Timekeeper:

Date:

Time:



BRITISH FORMULA FORD

BRANDS HATCH

Free Practice

Analysis

2 - James Cole

Jamun Racing Services

Lap	Lap Time	S1	S2	S3
1	2:15.671			
2	4:58.611 B			
3	2:11.304	1:05.594	43.079	22.631
4	1:33.549	28.597	42.477	22.475
5	1:33.000	28.699	42.140	22.161
6	1:33.964	29.786	41.878	22.300
7	1:32.997	28.607	42.141	22.249
8	1:32.216	28.303	41.657	22.256
9	1:31.962	28.338	41.605	22.019
10	1:33.458	29.279	42.019	22.160
11	1:32.690	28.334	42.255	22.101
12	1:31.841	28.209	41.532	22.100
13	1:32.157	28.432	41.657	22.068

3 - Tim Blanchard

Jamun Racing Services

Lap	Lap Time	S1	S2	S3
1	9:28.659	8:23.652	42.623	22.384
2	1:32.900	28.251	42.131	22.518
3	1:31.518	28.317	41.420	21.781
4	1:31.641	28.214	41.219	22.208
5	1:31.583	28.082	41.513	21.988
6	1:31.523	28.017	41.466	22.040
7	1:31.410	28.254	41.169	21.987
8	1:32.275	28.714	41.448	22.113
9	1:31.392	28.234	41.314	21.844
10	1:31.342	28.041	41.356	21.945
11	1:31.269	28.185	41.335	21.749

4 - Wayne Boyd

Jamun Racing Services

Lap	Lap Time	S1	S2	S3
1	2:04.656	59.087	43.203	22.366
2	5:38.859 B	28.893		
3	1:37.769	33.398	42.087	22.284
4	1:32.576	29.173	41.310	22.093
5	1:30.761	27.973	40.976	21.812
6	1:30.988	27.907	41.110	21.971
7	1:31.357	27.918	41.413	22.026
8	1:30.903	28.031	41.003	21.869
9	1:30.882	28.047	41.031	21.804
10	1:31.499	28.103	41.573	21.823
11	1:30.930	28.175	40.866	21.889
12	1:31.070	28.116	40.981	21.973
13	1:30.867	28.035	41.065	21.767
14	1:30.677	28.073	40.894	21.710

5 - Victor Correa

Jamun Racing Services

Lap	Lap Time	S1	S2	S3
1	1:58.480	51.106	44.780	22.594
2	6:00.880 B	28.732	53.157	4:38.991
3	1:39.512	33.426	44.026	22.060
4	1:32.039	28.250	41.962	21.827

5	1:32.485	28.482	42.101	21.902
6	1:31.385	28.237	41.467	21.681
7	1:34.044	28.651	43.078	22.315
8	1:33.710	28.673	42.985	22.052
9	1:32.023	28.309	41.809	21.905
10	1:31.622	28.198	41.668	21.756
11	1:31.344	28.208	41.427	21.709
12	1:32.148	28.668	41.630	21.850
13	1:32.470	28.634	41.777	22.059

6 - Marco Sorensen

Fluid Motorsport Development Ltd

Lap	Lap Time	S1	S2	S3
1	2:17.806	1:05.647	48.117	24.042
2	5:30.774 B	29.911		
3	1:41.361	33.882	44.423	23.056
4	1:33.613	28.791	42.600	22.222
5	1:32.222	28.298	41.875	22.049
6	1:32.546	28.759	41.796	21.991
7	1:31.872	28.274	41.714	21.884
8	1:31.518	28.172	41.427	21.919
9	1:32.047	28.410	41.647	21.990
10	1:31.934	28.419	41.552	21.963
11	2:17.876 B	29.159	43.418	1:05.299
12	1:39.336	35.330	41.653	22.353
13	1:32.127	28.558	41.657	21.912

7 - David Brown


Fluid Motorsport Development

Lap	Lap Time	S1	S2	S3
1	2:20.930	1:04.871	49.860	26.199
2	5:30.841 B	33.355		
3	1:37.789	32.572	42.810	22.407
4	1:31.908	28.293	41.455	22.160
5	1:31.041	28.169	41.065	21.807
6	1:31.239	28.316	41.111	21.812
7	1:31.212	28.154	41.284	21.774
8	1:31.160	28.276	41.102	21.782
9	1:31.054	28.203	41.089	21.762
10	1:30.943	28.186	40.950	21.807
11	1:31.385	28.219	41.362	21.804
12	3:28.558 B	28.384	41.368	2:18.806

11 - Adrian Campfield

Kevin Mills Racing

Lap	Lap Time	S1	S2	S3
1	1:56.007	49.840	43.308	22.859
2	6:01.941 B	29.215	52.738	4:39.988
3	1:37.653	33.719	41.819	22.115
4	1:33.676	29.243	41.998	22.435
5	1:33.532	28.911	42.302	22.319
6	1:31.599	28.421	41.152	22.026
7	1:31.835	28.471	41.400	21.964
8	1:31.013	28.128	41.112	21.773
9	1:33.271	28.279	43.187	21.805
10	1:31.163	28.143	41.196	21.824
11	1:30.859	28.142	40.926	21.791
12	1:30.775	28.157	40.936	21.682



BRITISH FORMULA FORD

BRANDS HATCH

Free Practice

Analysis

13 1:30.767 28.122 40.895 21.750

12 - Glen Wood

Kevin Mills Racing

Lap	Lap Time	S1	S2	S3
1	1:56.622	49.716	44.170	22.736
2	6:02.144 B	29.441	52.751	4:39.952
3	1:38.488	33.738	42.416	22.334
4	1:34.661	29.424	42.866	22.371
5	1:33.035	28.955	41.839	22.241
6	1:32.564	28.652	41.740	22.172
7	1:32.706	28.762	41.790	22.154
8	1:33.085	28.999	41.840	22.246
9	1:32.233	28.702	41.625	21.906
10	1:31.806	28.491	41.414	21.901
11	1:32.062	28.597	41.480	21.985
12	1:33.522	29.624	41.753	22.145
13	1:32.125	28.620	41.549	21.956

15 - Philippe Layac

JTR

Lap	Lap Time	S1	S2	S3
1	2:02.745	53.449	45.996	23.300
2	5:57.329 B	28.876	49.276	4:39.177
3	1:37.324	32.966	42.336	22.022
4	1:32.213	28.578	41.578	22.057
5	1:32.602	28.643	41.850	22.109
6	1:32.133	28.287	41.529	22.317
7	1:32.195	28.810	41.452	21.933
8	1:31.546	28.446	41.193	21.907
9	1:31.983	28.459	41.421	22.103
10	1:32.076	28.260	41.925	21.891
11	1:30.948	28.310	40.883	21.755
12	1:30.881	28.227	40.818	21.836
13	1:32.038	28.488	41.131	22.419

16 - Alex Jones

Myerscough College

Lap	Lap Time	S1	S2	S3
1	2:03.362	51.720	47.764	23.878
2	6:00.507 B	29.885	48.365	4:42.257
3	1:42.596	34.425	44.977	23.194
4	1:37.410	29.745	44.389	23.276
5	1:37.882	29.643	44.428	23.811
6	1:36.339	29.599	43.493	23.247
7	1:34.847	29.223	42.858	22.766
8	1:35.143	29.152	42.999	22.992
9	1:35.046	29.039	42.855	23.152
10	1:35.173	29.162	43.134	22.877
11	1:34.324	29.111	42.572	22.641
12	1:34.238	29.012	42.671	22.555
13	1:36.399	29.394	43.642	23.363

17 - Westley Barber

Red Devil Team Comtec

Lap	Lap Time	S1	S2	S3
1	1:48.234	41.987	43.158	23.089
2	6:08.264 B	28.236	44.261	4:55.767

3	1:37.555	33.485	41.839	22.231
4	1:31.092	27.938	41.213	21.941
5	1:30.740	27.835	41.113	21.792
6	1:30.887	28.020	41.126	21.741
7	1:31.602	28.182	41.478	21.942
8	1:30.730	27.845	41.106	21.779
9	1:30.598	27.928	41.067	21.603
10	1:31.027	28.068	41.148	21.811
11	1:31.054	28.121	41.255	21.678
12	1:30.633	27.923	40.992	21.718
13	1:30.998	28.027	41.114	21.857
14	1:56.837 B	28.999	41.401	46.437

18 - Francisco Weiler

Red Devil Team Comtec

Lap	Lap Time	S1	S2	S3
1	1:53.840	43.304	46.012	24.524
2	6:03.325 B	31.058	51.105	4:41.162
3	1:43.819	36.781	44.001	23.037
4	1:36.395	29.785	43.237	23.373
5	1:36.336	29.350	44.121	22.865
6	1:35.905	29.301	43.303	23.301
7	1:36.283	29.711	43.262	23.310
8	1:36.435	29.834	43.570	23.031
9	1:37.147	29.928	44.037	23.182
10	1:37.215	30.641	43.770	22.804
11	1:37.824	30.963	43.866	22.995
12	1:38.716	29.336	45.704	23.676
13	1:35.862	30.187	42.948	22.727


20 - Matt Dobson

Intermotorsport/SponsorAdiamond.com

Lap	Lap Time	S1	S2	S3
1	2:04.573	53.410	47.759	23.404
2	6:01.557 B	30.501	47.688	4:43.368
3	1:41.420	34.587	44.049	22.784
4	1:36.856	29.275	44.301	23.280
5	1:36.430	29.376	43.893	23.161
6	1:35.362	29.157	43.568	22.637
7	1:35.089	29.132	43.420	22.537
8	1:34.647	28.952	43.080	22.615
9	1:34.083	28.723	42.918	22.442
10	1:34.988	29.235	43.245	22.508
11	1:34.555	28.978	42.986	22.591
12	1:33.905	29.195	42.421	22.289
13	1:33.932	28.921	42.605	22.406

22 - Peter Daghli

Lap	Lap Time	S1	S2	S3
1	2:16.405	1:02.846	47.984	25.575
2	5:53.335 B	32.140		
3	1:45.041	35.151	46.165	23.725
4	1:38.321	30.196	44.667	23.458
5	1:38.222	30.181	44.468	23.573
6	1:38.343	30.031	44.936	23.376
7	1:38.981	30.731	45.071	23.179
8	1:38.766	30.457	44.845	23.464



BRITISH FORMULA FORD

BRANDS HATCH

Free Practice

Analysis

9	1:38.335	30.541	44.749	23.045
10	1:39.753	29.807	45.875	24.071
11	1:38.741	30.119	44.626	23.996
12	1:40.561	30.127	46.574	23.860
13	1:40.224	30.953	44.459	24.812

23 - Chris Maliepaard

Getem Racing

Lap	Lap Time	S1	S2	S3
1	8:39.400 B	1:53.249	44.173	6:01.978
2	1:37.468	32.768	42.555	22.145
3	1:32.772	28.338	42.402	22.032
4	1:31.639	28.142	41.440	22.057
5	1:31.157	27.957	41.436	21.764
6	1:31.256	28.224	41.466	21.566
7	1:31.240	28.234	41.295	21.711
8	1:30.770	27.893	41.147	21.730
9	1:32.132	28.006	41.917	22.209
10	1:31.805	28.749	41.365	21.691
11	1:31.675	28.231	41.427	22.017
12	1:31.031	28.189	41.028	21.814

24 - Rogier de Wit

JTR

Lap	Lap Time	S1	S2	S3
1	8:29.164 B	1:40.050		
2	1:41.766	34.078	44.683	23.005
3	1:35.356	29.428	43.220	22.708
4	1:32.629	28.415	41.989	22.225
5	1:32.234	28.505	41.640	22.089
6	1:31.947	28.265	41.622	22.060
7	1:32.576	29.507	41.248	21.821
8	1:31.246	28.146	41.113	21.987
9	1:39.349	34.921	42.418	22.010
10	1:31.938	28.220	41.763	21.955
11	1:32.168	28.521	41.501	22.146
12	1:32.216	28.430	41.331	22.455

33 - Garry Findlay

Driver

Lap	Lap Time	S1	S2	S3
1	2:20.779			
2	5:55.952 B			
3	1:37.944			
4	1:33.100			
5	1:32.891			
6	1:32.717			
7	1:32.372			
8	1:32.446			
9	1:31.895			
10	1:31.526			
11	1:31.537			
12	1:31.395			
13	1:31.475			

44 - Felix Scott

Wrensport

Lap	Lap Time	S1	S2	S3
-----	----------	----	----	----

1	2:25.445	1:11.079	49.427	24.939
2	5:49.262 B	32.302		
3	1:43.637	34.442	45.320	23.875
4	1:37.949	30.007	44.399	23.543
5	1:38.515	30.728	44.026	23.761
6	1:39.268	29.834	44.453	24.981
7	1:36.695	29.731	43.590	23.374
8	1:36.782	29.392	44.081	23.309
9	1:35.431	29.512	42.877	23.042
10	1:35.078	29.391	42.701	22.986
11	1:38.068	32.204	42.854	23.010
12	1:36.425	29.498	43.294	23.633
13	1:35.693	30.399	42.319	22.975

46 - Jamie Jardine

Acer Motorsport

Lap	Lap Time	S1	S2	S3
1	2:19.584	1:09.247	46.296	24.041
2	5:43.355 B	30.596	59.887	4:12.872
3	1:40.759	34.099	43.981	22.679
4	1:34.808	30.215	41.967	22.626
5	1:34.042	28.773	42.598	22.671
6	1:34.697	28.612	43.136	22.949
7	1:34.266	28.838	42.640	22.788
8	1:34.632	28.952	42.950	22.730
9	2:47.349 B	29.587	44.113	1:33.649
10	1:41.055	35.737	42.545	22.773
11	1:33.663	28.917	42.390	22.356
12	1:33.205	28.584	42.131	22.490

55 - Daniel Walker

Slidesports

Lap	Lap Time	S1	S2	S3
1	2:04.360	50.091	50.356	23.913
2	5:56.819 B	32.494	49.438	4:34.887
3	1:43.975	34.223	46.236	23.516
4	1:40.514	31.329	45.797	23.388

58 - Linton Stuteley


Getem Racing/thebigcoldturkey.com

Lap	Lap Time	S1	S2	S3
1	2:18.238	1:13.149	42.431	22.658
2	5:48.821 B	30.169		
3	1:37.415	33.058	42.176	22.181
4	1:32.515	28.734	41.188	22.593
5	1:31.086	28.210	40.997	21.879
6	1:30.822	28.074	40.916	21.832
7	1:31.465	28.125	41.356	21.984
8	4:09.576 B	28.162	41.155	3:00.259
9	1:37.891	35.090	40.973	21.828
10	1:30.584	28.212	40.694	21.678
11	1:31.308	27.990	41.542	21.776

73 - Callum Holland

Inter Motorsport

Lap	Lap Time	S1	S2	S3
1	2:08.912	59.996	45.574	23.342
2	6:03.249 B	29.017		



BRITISH FORMULA FORD

BRANDS HATCH

Free Practice

Analysis

3 1:39.447 32.941 44.052 22.454

98 - Matt Hamilton

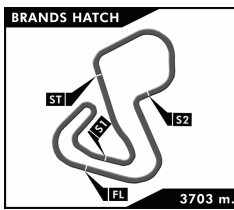
JTR

Lap	Lap Time	S1	S2	S3
1	2:20.218	1:12.982	43.786	23.450
2	5:29.873 B	31.871		
3	1:37.327	32.645	42.489	22.193
4	1:31.708	28.342	41.354	22.012
5	1:31.103	28.104	41.157	21.842
6	1:31.208	28.138	41.187	21.883
7	1:30.772	27.905	41.011	21.856
8	1:30.921	28.012	41.146	21.763
9	1:30.998	27.964	41.211	21.823
10	1:30.821	28.027	41.068	21.726
11	1:31.018	28.102	40.985	21.931
12	1:30.813	28.029	40.972	21.812

99 - Chrissy Palmer

Sterling Motorsports

Lap	Lap Time	S1	S2	S3
1	7:53.259 B	3:00.480		
2	1:41.647	32.358	43.178	26.111
3	1:34.617	29.295	42.680	22.642
4	1:33.758	29.319	42.316	22.123
5	1:33.242	29.015	42.209	22.018
6	1:32.863	28.583	42.270	22.010
7	1:33.483	28.588	42.805	22.090
8	1:33.391	28.600	42.725	22.066
9	1:32.939	28.688	42.180	22.071
10	1:33.778	29.140	42.466	22.172
11	1:33.272	28.755	42.336	22.181
12	1:32.603	28.812	41.703	22.088



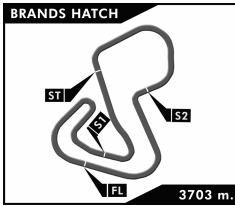
BRITISH FORMULA FORD

BRANDS HATCH

Free Practice

Best Sector Times


Sector 1		Sector 2		Sector 3		Pos Driver		Ideal Lap	Best Lap		
Pos	Driver	Time	Driver	Time	Driver	Time					
1	W.Barber	27.835	L.Stuteley	40.694	C.Maliepaard	21.566	1	L.Stuteley	1'30.362	1:30.584	(1)
2	C.Maliepaard	27.893	P.Layac	40.818	W.Barber	21.603	2	W.Barber	1'30.430	1:30.598	(2)
3	M.Hamilton	27.905	W.Boyd	40.866	L.Stuteley	21.678	3	W.Boyd	1'30.483	1:30.677	(3)
4	W.Boyd	27.907	A.Campfield	40.895	V.Correa	21.681	4	C.Maliepaard	1'30.487	1:30.770	(5)
5	L.Stuteley	27.990	D.Brown	40.950	A.Campfield	21.682	5	M.Hamilton	1'30.603	1:30.772	(6)
6	T.Blanchard	28.017	M.Hamilton	40.972	W.Boyd	21.710	6	A.Campfield	1'30.699	1:30.767	(4)
7	A.Campfield	28.122	W.Barber	40.992	M.Hamilton	21.726	7	P.Layac	1'30.800	1:30.881	(7)
8	R.de Wit	28.146	C.Maliepaard	41.028	T.Blanchard	21.749	8	D.Brown	1'30.866	1:30.943	(8)
9	D.Brown	28.154	R.de Wit	41.113	P.Layac	21.755	9	T.Blanchard	1'30.935	1:31.269	(10)
10	M.Sorensen	28.172	T.Blanchard	41.169	D.Brown	21.762	10	R.de Wit	1'31.080	1:31.246	(9)
11	V.Correa	28.174	G.Wood	41.414	R.de Wit	21.821	11	V.Correa	1'31.282	1:31.344	(11)
12	J.Cole	28.209	M.Sorensen	41.427	M.Sorensen	21.884	12	M.Sorensen	1'31.483	1:31.518	(13)
13	P.Layac	28.227	V.Correa	41.427	G.Wood	21.901	13	J.Cole	1'31.760	1:31.841	(15)
14	G.Wood	28.491	J.Cole	41.532	C.Palmer	22.010	14	G.Wood	1'31.806	1:31.806	(14)
15	C.Holland	28.567	C.Palmer	41.703	J.Cole	22.019	15	C.Palmer	1'32.296	1:32.603	(16)
16	C.Palmer	28.583	J.Jardine	41.967	M.Dobson	22.289	16	J.Jardine	1'32.907	1:33.205	(17)
17	J.Jardine	28.584	F.Scott	42.319	J.Jardine	22.356	17	M.Dobson	1'33.433	1:33.905	(18)
18	M.Dobson	28.723	M.Dobson	42.421	C.Holland	22.454	18	A.Jones	1'34.139	1:34.238	(19)
19	A.Jones	29.012	A.Jones	42.572	A.Jones	22.555	19	F.Scott	1'34.685	1:35.078	(20)
20	F.Weiler	29.301	F.Weiler	42.948	F.Weiler	22.727	20	F.Weiler	1'34.976	1:35.862	(21)
21	F.Scott	29.391	C.Holland	44.052	F.Scott	22.975	21	C.Holland	1'35.073		
22	P.Daglish	29.807	P.Daglish	44.459	P.Daglish	23.045	22	P.Daglish	1'37.311	1:38.222	(22)
23	D.Walker	30.254	D.Walker	45.256	D.Walker	23.388	23	D.Walker	1'38.898	1:40.514	(23)



BRITISH FORMULA FORD
BRANDS HATCH
Free Practice

Fastest Laps Sequence

Practice Time	Driver	Time	Kph	Driver's Lap
7:14.282	2 James Cole	4:58.611	44.6	2
10:53.859	4 Wayne Boyd	1:32.576	144.0	4
10:59.125	98 Matt Hamilton	1:31.708	145.4	4
11:05.144	17 Westley Barber	1:31.092	146.3	4
12:24.620	4 Wayne Boyd	1:30.761	146.9	5
12:35.884	17 Westley Barber	1:30.740	146.9	5
17:09.103	17 Westley Barber	1:30.730	146.9	8
18:39.701	17 Westley Barber	1:30.598	147.1	9
23:08.412	58 Linton Stuteley	1:30.584	147.2	10



BRITISH FORMULA FORD

BRANDS HATCH

Qualifying Practice

Classification

Pos	Driver	Team	Time	Lap	Total	Gap First	Gap Prev	Kph
1	17 Westley Barber	Red Devil Team Comtec	1:29.818	3	8	-	-	148.4
2	4 Wayne Boyd	Jamun Racing Services	1:30.211	4	12	+0.393	+0.393	147.8
3	11 Adrian Campfield	Kevin Mills Racing	1:30.340	7	11	+0.522	+0.129	147.6
4	58 Linton Stuteley	Getem Racing/thebigcoldturkey.com	1:30.410	6	9	+0.592	+0.070	147.4
5	23 Chris Maliepaard	Getem Racing	1:30.435	4	7	+0.617	+0.025	147.4
6	3 Tim Blanchard	Jamun Racing Services	1:30.490	6	12	+0.672	+0.055	147.3
7	98 Matt Hamilton	JTR	1:30.602	7	13	+0.784	+0.112	147.1
8	7 David Brown	Fluid Motorsport Development	1:30.784	7	12	+0.966	+0.182	146.8
9	6 Marco Sorensen	Fluid Motorsport Development Ltd	1:30.791	4	12	+0.973	+0.007	146.8
10	5 Victor Correa	Jamun Racing Services	1:30.809	5	12	+0.991	+0.018	146.8
11	15 Philippe Layac	JTR	1:30.843	4	8	+1.025	+0.034	146.7
12	2 James Cole	Jamun Racing Services	1:31.267	7	13	+1.449	+0.424	146.1
13	24 Rogier de Wit	JTR	1:31.496	10	13	+1.678	+0.229	145.7
14	99 Chrissy Palmer	Sterling Motorsports	1:31.544	3	10	+1.726	+0.048	145.6
15	33 Garry Findlay	Driver	1:31.551	12	13	+1.733	+0.007	145.6
16	12 Glen Wood	Kevin Mills Racing	1:31.584	5	13	+1.766	+0.033	145.6
17	73 Callum Holland	Inter Motorsport	1:32.631	4	11	+2.813	+1.047	143.9
18	46 Jamie Jardine	Acer Motorsport	1:32.714	3	12	+2.896	+0.083	143.8
19	16 Alex Jones	Myerscough College	1:32.952	9	11	+3.134	+0.238	143.4
20	20 Matt Dobson	Intermotorsport/SponsorAdiamond.com	1:32.978	9	13	+3.160	+0.026	143.4
21	44 Felix Scott	Wrensport	1:33.737	7	12	+3.919	+0.759	142.2
22	18 Francisco Weiler	Red Devil Team Comtec	1:33.843	7	13	+4.025	+0.106	142.1
23	55 Daniel Walker	Slidesports	1:35.965	11	12	+6.147	+2.122	138.9
24	22 Peter Daghish		1:37.081	8	12	+7.263	+1.116	137.3

Stewards:

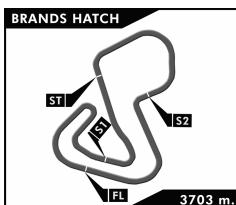
Date:

Time:

Chief Timekeeper:

Date:

Time:



BRITISH FORMULA FORD

BRANDS HATCH

Qualifying Practice

Analysis

2 - James Cole

Jamun Racing Services

Lap	Lap Time	S1	S2	S3
1	2:01.444	54.212	44.024	23.208
2	1:34.012	28.790	42.791	22.431
3	1:32.510	28.066	42.518	21.926
4	1:34.746	28.272	42.015	24.459
5	1:31.493	27.988	41.663	21.842
6	1:33.465	28.371	43.121	21.973
7	1:31.267	28.077	41.263	21.927
8	1:31.646	28.111	41.625	21.910
9	1:31.720	28.185	41.565	21.970
10	1:31.663	28.187	41.325	22.151
11	1:31.701	28.105	41.525	22.071
12	1:31.972	28.483	41.303	22.186
13	1:33.159	28.345	42.233	22.581

3 - Tim Blanchard

Jamun Racing Services

Lap	Lap Time	S1	S2	S3
1	1:50.159	44.487	43.317	22.355
2	1:31.613	28.256	41.565	21.792
3	1:31.032	27.877	41.299	21.856
4	1:31.615	27.887	40.955	22.773
5	1:31.024	27.961	41.281	21.782
6	1:30.490	27.934	40.831	21.725
7	1:30.537	27.889	40.941	21.707
8	1:32.612	28.393	42.507	21.712
9	1:31.290	28.131	41.256	21.903
10	1:35.007	30.525	42.343	22.139
11	1:32.275	28.084	41.289	22.902
12	1:31.520	28.237	41.353	21.930

4 - Wayne Boyd

Jamun Racing Services

Lap	Lap Time	S1	S2	S3
1	1:42.832	39.412	41.494	21.926
2	1:30.950	28.099	41.210	21.641
3	1:30.489	27.752	40.868	21.869
4	1:30.211	27.801	40.750	21.660
5	1:30.319	27.797	40.801	21.721
6	1:30.294	27.832	40.751	21.711
7	1:30.792	27.756	40.640	22.396
8	1:30.520	27.957	40.794	21.769
9	1:30.870	27.939	40.922	22.009
10	1:30.842	27.902	41.035	21.905
11	1:30.563	27.859	40.974	21.730
12	1:30.280	27.977	40.688	21.615

5 - Victor Correa

Jamun Racing Services

Lap	Lap Time	S1	S2	S3
1	1:40.997	35.987	42.822	22.188
2	1:31.719	28.169	41.610	21.940
3	1:32.335	28.102	42.274	21.959
4	1:30.865	27.978	41.190	21.697
5	1:30.809	27.877	41.229	21.703

6	1:31.558	28.119	41.581	21.858
7	1:31.244	28.155	41.338	21.751
8	1:31.152	28.029	41.166	21.957
9	1:36.718	28.104	46.511	22.103
10	1:31.347	28.249	41.269	21.829
11	1:40.048	29.318	45.613	25.117
12	1:31.795	28.545	41.410	21.840

6 - Marco Sorensen

Fluid Motorsport Development Ltd

Lap	Lap Time	S1	S2	S3
1	1:47.367	41.589	42.528	23.250
2	1:31.761	28.392	41.394	21.975
3	1:31.087	28.084	41.003	22.000
4	1:30.791	27.918	41.098	21.775
5	1:31.736	28.238	41.372	22.126
6	1:31.375	28.115	41.285	21.975
7	1:31.261	28.074	41.268	21.919
8	3:05.536 B	30.555	43.664	1:51.317
9	1:36.262	32.525	41.451	22.286
10	1:31.132	28.074	41.114	21.944
11	1:31.268	28.301	41.107	21.860
12	1:39.061	31.330	45.322	22.409

7 - David Brown

Fluid Motorsport Development

Lap	Lap Time	S1	S2	S3
1	1:46.872	42.904	41.893	22.075
2	1:31.486	28.377	41.166	21.943
3	1:31.177	28.247	40.941	21.989
4	1:30.936	28.086	40.910	21.940
5	1:33.329	29.566	41.668	22.095
6	1:31.197	28.256	41.012	21.929
7	1:30.784	28.078	40.925	21.781
8	1:33.130	28.243	41.983	22.904
9	1:33.369	29.608	41.410	22.351
10	1:31.518	28.343	41.202	21.973
11	2:50.927 B	28.179	43.008	1:39.740
12	1:36.524	32.415	42.037	22.072

11 - Adrian Campfield


Kevin Mills Racing

Lap	Lap Time	S1	S2	S3
1	1:52.493	49.013	41.401	22.079
2	1:30.534	28.127	40.568	21.839
3	1:30.648	27.975	40.858	21.815
4	1:30.491	27.982	40.650	21.859
5	1:32.194	27.978	42.481	21.735
6	1:30.359	28.025	40.617	21.717
7	1:30.340	27.944	40.685	21.711
8	1:31.660	28.431	41.068	22.161
9	1:32.253	28.221	42.074	21.958
10	1:31.530	28.685	40.939	21.906
11	5:42.049 B	28.262	42.400	4:31.387

12 - Glen Wood

Kevin Mills Racing

Lap	Lap Time	S1	S2	S3
-----	----------	----	----	----



BRITISH FORMULA FORD

BRANDS HATCH Qualifying Practice

Analysis

1	1:53.888	50.033	41.728	22.127
2	1:31.864	28.392	41.453	22.019
3	1:31.670	28.257	41.586	21.827
4	1:31.831	28.450	41.315	22.066
5	1:31.584	28.278	41.321	21.985
6	1:31.917	28.469	41.553	21.895
7	1:31.862	28.352	41.494	22.016
8	1:31.954	28.486	41.419	22.049
9	1:31.956	28.545	41.251	22.160
10	1:32.061	28.576	41.439	22.046
11	1:31.773	28.465	41.338	21.970
12	1:31.914	28.621	41.371	21.922
13	1:32.132	28.753	41.389	21.990

15 - Philippe Layac JTR

Lap	Lap Time	S1	S2	S3
1	2:28.829	1:23.860	43.021	21.948
2	1:31.291	28.334	41.204	21.753
3	1:31.392	28.856	40.800	21.736
4	1:30.843	28.079	41.011	21.753
5	1:31.065	28.065	40.936	22.064
6	1:31.623	28.256	41.447	21.920
7	1:34.868	28.422	41.411	25.035
8	1:32.084	29.304	40.827	21.953

16 - Alex Jones Myerscough College

Lap	Lap Time	S1	S2	S3
1	2:00.036	52.139	44.526	23.371
2	1:35.779	29.376	43.275	23.128
3	1:34.322	29.462	42.361	22.499
4	1:33.197	28.773	42.059	22.365
5	1:33.098	28.596	42.183	22.319
6	1:33.588	28.774	42.483	22.331
7	1:34.724	28.533	43.628	22.563
8	1:35.894	28.602	42.917	24.375
9	1:32.952	28.655	42.021	22.276
10	1:33.857	29.197	42.341	22.319
11	3:33.111 B	35.883	49.830	2:07.398

17 - Westley Barber Red Devil Team Comtec

Lap	Lap Time	S1	S2	S3
1	2:43.764	1:38.437	43.181	22.146
2	1:30.568	28.137	40.840	21.591
3	1:29.818	27.644	40.598	21.576
4	1:33.071	28.629	41.549	22.893
5	1:30.295	27.713	40.799	21.783
6	1:30.584	27.920	40.910	21.754
7	1:32.560	28.087	41.568	22.905
8	9:17.223 B	28.287	42.348	8:06.588

18 - Francisco Weiler Red Devil Team Comtec

Lap	Lap Time	S1	S2	S3
1	2:07.300	1:01.158	43.447	22.695
2	1:34.569	29.171	42.631	22.767

3	1:34.309	29.452	42.183	22.674
4	1:34.379	29.346	42.486	22.547
5	1:33.964	28.998	42.358	22.608
6	1:34.622	29.214	42.785	22.623
7	1:33.843	28.849	42.399	22.595
8	1:37.507	31.089	43.808	22.610
9	1:36.117	29.686	42.916	23.515
10	1:36.512	28.829	44.696	22.987
11	1:34.246	28.982	42.231	23.033
12	1:35.321	29.638	43.082	22.601
13	1:34.307	28.969	42.530	22.808

20 - Matt Dobson

Intermotorsport/SponsorAdiamond.com

Lap	Lap Time	S1	S2	S3
1	2:00.838	53.187	44.699	22.952
2	1:35.953	29.327	43.862	22.764
3	1:33.940	29.006	42.549	22.385
4	1:33.319	28.795	42.239	22.285
5	1:35.038	29.347	43.317	22.374
6	1:33.496	28.781	42.553	22.162
7	1:33.276	28.691	42.324	22.261
8	1:33.623	28.662	42.467	22.494
9	1:32.978	28.382	42.283	22.313
10	1:33.901	28.684	42.645	22.572
11	1:33.666	28.639	42.561	22.466
12	1:33.643	29.055	42.379	22.209
13	1:33.741	28.712	42.402	22.627

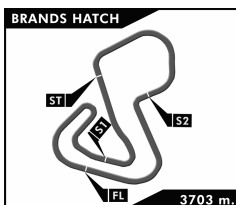
22 - Peter Daghish

Lap	Lap Time	S1	S2	S3
1	2:18.026	1:02.657	50.107	25.262
2	1:40.273	31.537	45.245	23.491
3	1:39.406	31.697	44.449	23.260
4	1:40.284	30.788	45.505	23.991
5	1:37.602	29.686	44.638	23.278
6	1:38.387	29.914	43.910	24.563
7	1:37.644	30.403	44.089	23.152
8	1:37.081	29.981	43.566	23.534
9	1:40.245	30.739	44.721	24.785
10	1:43.198	30.482	47.194	25.522
11	1:39.192	31.170	44.646	23.376
12	1:40.726	29.819	46.805	24.102

23 - Chris Maliepaard

Getem Racing

Lap	Lap Time	S1	S2	S3
1	2:40.009	1:35.693	42.091	22.225
2	1:33.191	28.398	43.076	21.717
3	1:30.592	28.099	40.781	21.712
4	1:30.435	27.684	41.039	21.712
5	1:30.890	27.941	41.193	21.756
6	1:30.560	27.822	41.013	21.725
7	3:40.565 B	27.853	42.783	2:29.929



BRITISH FORMULA FORD

BRANDS HATCH

Qualifying Practice

Analysis

24 - Rogier de Wit

JTR

Lap	Lap Time	S1	S2	S3
1	2:24.664	1:19.194	42.939	22.531
2	1:33.319	28.518	42.158	22.643
3	1:32.761	28.475	41.788	22.498
4	1:32.520	29.212	41.183	22.125
5	1:31.979	28.229	41.636	22.114
6	1:31.570	28.175	41.270	22.125
7	1:33.174	28.020	42.212	22.942
8	1:33.710	30.339	41.273	22.098
9	1:32.238	28.128	41.552	22.558
10	1:31.496	28.272	41.139	22.085
11	1:32.326	28.267	41.597	22.462
12	1:33.076	28.841	41.957	22.278
13	1:32.252	28.387	41.749	22.116

33 - Garry Findlay

Driver

Lap	Lap Time	S1	S2	S3
1	2:01.537	55.340	43.108	23.089
2	1:34.189	28.909	42.817	22.463
3	1:31.930	28.253	41.583	22.094
4	1:31.832	28.246	41.412	22.174
5	1:32.449	28.111	41.503	22.835
6	1:31.795	28.142	41.556	22.097
7	1:31.606	28.140	41.477	21.989
8	1:32.052	28.215	41.332	22.505
9	1:31.666	28.230	41.315	22.121
10	1:31.729	28.226	41.311	22.192
11	1:32.124	28.258	41.669	22.197
12	1:31.551	28.102	41.366	22.083
13	1:32.922	28.460	42.141	22.321

44 - Felix Scott

Wrensport

Lap	Lap Time	S1	S2	S3
1	2:06.035	58.752	43.964	23.319
2	1:35.500	29.640	42.870	22.990
3	1:36.143	29.544	43.615	22.984
4	1:34.830	29.465	42.356	23.009
5	1:33.920	28.974	42.213	22.733
6	1:34.376	29.526	42.158	22.692
7	1:33.737	28.829	42.139	22.769
8	1:33.936	28.775	42.388	22.773
9	1:34.085	28.969	42.307	22.809
10	2:38.613 B	29.524	42.163	1:26.926
11	1:41.367	35.927	42.569	22.871
12	1:33.894	28.857	42.366	22.671

46 - Jamie Jardine

Acer Motorsport

Lap	Lap Time	S1	S2	S3
1	2:04.366	58.024	43.635	22.707
2	1:35.218	29.539	43.311	22.368
3	1:32.714	28.461	42.006	22.247
4	1:34.029	28.802	42.728	22.499

5	1:33.357	28.988	42.121	22.248
6	1:33.546	29.030	42.201	22.315
7	1:33.268	28.725	42.181	22.362
8	1:33.361	28.738	42.178	22.445
9	1:33.375	28.762	41.955	22.658
10	2:54.114 B	29.257	44.131	1:40.726
11	1:39.260	33.593	42.835	22.832
12	1:33.379	28.848	42.156	22.375

55 - Daniel Walker

Slidesports

Lap	Lap Time	S1	S2	S3
1	2:01.604	51.583	45.861	24.160
2	1:39.684	31.084	45.360	23.240
3	1:37.769	30.514	44.096	23.159
4	1:37.227	29.811	44.176	23.240
5	1:37.276	29.798	44.044	23.434
6	1:36.485	30.323	43.418	22.744
7	1:41.125	33.348	44.156	23.621
8	1:36.434	30.011	43.524	22.899
9	1:37.144	29.961	43.953	23.230
10	1:37.957	30.140	44.612	23.205
11	1:35.965	30.171	43.164	22.630
12	1:37.053	30.321	43.968	22.764

58 - Linton Stuteley

Getem Racing/thebigcoldturkey.com

Lap	Lap Time	S1	S2	S3
1	2:41.692	1:37.114	41.506	23.072
2	1:31.011	28.108	40.992	21.911
3	1:30.589	27.934	40.866	21.789
4	1:36.236	27.786		
5	1:33.300	28.524	42.377	22.399
6	1:30.410	27.893	40.818	21.699
7	1:30.550	28.007	40.764	21.779
8	1:30.813	27.966	41.022	21.825
9	7:37.720 B	30.066	42.438	6:25.216

73 - Callum Holland

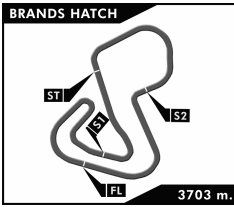
Inter Motorsport

Lap	Lap Time	S1	S2	S3
1	2:03.887	55.018	45.426	23.443
2	1:34.687	29.385	42.931	22.371
3	1:33.038	28.416	42.283	22.339
4	1:32.631	28.373	42.149	22.109
5	1:33.848	28.857	42.639	22.352
6	1:33.089	28.604	42.247	22.238
7	1:33.127	28.281	42.432	22.414
8	1:33.661	28.799	42.364	22.498
9	1:33.175	28.539	42.120	22.516
10	1:38.784	32.838	42.973	22.973
11	1:32.860	28.430	42.132	22.298

98 - Matt Hamilton

JTR

Lap	Lap Time	S1	S2	S3
1	2:28.438	1:23.564	42.777	22.097
2	1:31.347	28.401	41.024	21.922



BRITISH FORMULA FORD

BRANDS HATCH Qualifying Practice

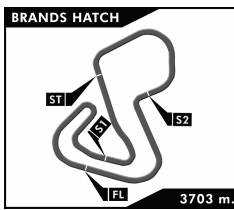
Analysis

3	1:30.996	28.501	40.722	21.773
4	1:31.033	28.070	40.844	22.119
5	1:37.013	28.055	42.598	26.360
6	1:30.806	28.124	40.749	21.933
7	1:30.602	27.908	40.889	21.805
8	1:30.868	28.220	40.795	21.853
9	1:31.623	28.784	41.004	21.835
10	1:31.029	28.060	40.884	22.085
11	1:30.865	28.106	41.026	21.733
12	1:31.229	28.369	40.980	21.880
13	1:31.428	28.121	41.051	22.256

99 - Chrissy Palmer

Sterling Motorsports

Lap	Lap Time	S1	S2	S3
1	2:03.593	57.974	42.682	22.937
2	1:33.003	28.781	41.953	22.269
3	1:31.544	28.514	41.293	21.737
4	1:32.664	28.581	42.096	21.987
5	1:32.274	28.276	42.062	21.936
6	1:31.817	28.240	41.394	22.183
7	1:31.895	28.420	41.379	22.096
8	3:21.491 B	30.125	47.209	2:04.157
9	1:36.231	31.549	42.633	22.049
10	1:32.027	28.360	41.759	21.908

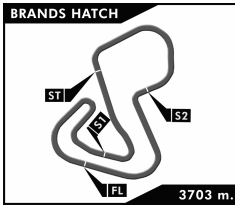


BRITISH FORMULA FORD

BRANDS HATCH Qualifying Practice

Best Sector Times


Sector 1		Sector 2		Sector 3				Pos	Driver	Ideal Lap	Best Lap	
Pos	Driver	Time	Driver	Time	Driver	Time						
1	W.Barber	27.644	A.Campfield	40.568	W.Barber	21.576	1	W.Barber	1'29.818	1:29.818	(1)	
2	C.Maliepaard	27.684	W.Barber	40.598	W.Boyd	21.615	2	W.Boyd	1'30.007	1:30.211	(2)	
3	W.Boyd	27.752	W.Boyd	40.640	V.Correa	21.697	3	C.Maliepaard	1'30.177	1:30.435	(5)	
4	L.Stuteley	27.786	M.Hamilton	40.722	L.Stuteley	21.699	4	A.Campfield	1'30.223	1:30.340	(3)	
5	T.Blanchard	27.877	L.Stuteley	40.764	T.Blanchard	21.707	5	L.Stuteley	1'30.249	1:30.410	(4)	
6	V.Correa	27.877	C.Maliepaard	40.781	A.Campfield	21.711	6	M.Hamilton	1'30.363	1:30.602	(7)	
7	M.Hamilton	27.908	P.Layac	40.800	C.Maliepaard	21.712	7	T.Blanchard	1'30.415	1:30.490	(6)	
8	M.Sorensen	27.918	T.Blanchard	40.831	M.Hamilton	21.733	8	P.Layac	1'30.601	1:30.843	(11)	
9	A.Campfield	27.944	D.Brown	40.910	P.Layac	21.736	9	M.Sorensen	1'30.696	1:30.791	(9)	
10	J.Cole	27.988	M.Sorensen	41.003	C.Palmer	21.737	10	V.Correa	1'30.740	1:30.809	(10)	
11	R.de Wit	28.020	R.de Wit	41.139	M.Sorensen	21.775	11	D.Brown	1'30.769	1:30.784	(8)	
12	P.Layac	28.065	V.Correa	41.166	D.Brown	21.781	12	J.Cole	1'31.093	1:31.267	(12)	
13	D.Brown	28.078	G.Wood	41.251	G.Wood	21.827	13	R.de Wit	1'31.244	1:31.496	(13)	
14	G.Findlay	28.102	J.Cole	41.263	J.Cole	21.842	14	C.Palmer	1'31.270	1:31.544	(14)	
15	C.Palmer	28.240	C.Palmer	41.293	G.Findlay	21.989	15	G.Wood	1'31.335	1:31.584	(16)	
16	G.Wood	28.257	G.Findlay	41.311	R.de Wit	22.085	16	G.Findlay	1'31.402	1:31.551	(15)	
17	C.Holland	28.281	J.Jardine	41.955	C.Holland	22.109	17	C.Holland	1'32.510	1:32.631	(17)	
18	M.Dobson	28.382	A.Jones	42.021	M.Dobson	22.162	18	J.Jardine	1'32.663	1:32.714	(18)	
19	J.Jardine	28.461	C.Holland	42.120	J.Jardine	22.247	19	M.Dobson	1'32.783	1:32.978	(20)	
20	A.Jones	28.533	F.Scott	42.139	A.Jones	22.276	20	A.Jones	1'32.830	1:32.952	(19)	
21	F.Scott	28.775	F.Weiler	42.183	F.Weiler	22.547	21	F.Weiler	1'33.559	1:33.843	(22)	
22	F.Weiler	28.829	M.Dobson	42.239	D.Walker	22.630	22	F.Scott	1'33.585	1:33.737	(21)	
23	P.Daglish	29.686	D.Walker	43.128	F.Scott	22.671	23	D.Walker	1'35.556	1:35.965	(23)	
24	D.Walker	29.798	P.Daglish	43.566	P.Daglish	23.152	24	P.Daglish	1'36.404	1:37.081	(24)	



**BRITISH FORMULA FORD
BRANDS HATCH
Qualifying Practice**

Fastest Laps Sequence

Practice Time	Driver	Time	Kph	Driver's Lap
3:12.716	5 Victor Correa	1:31.719	145.3	2
3:13.782	4 Wayne Boyd	1:30.950	146.6	2
3:23.027	11 Adrian Campfield	1:30.534	147.2	2
4:44.271	4 Wayne Boyd	1:30.489	147.3	3
5:44.150	17 Westley Barber	1:29.818	148.4	3



BRITISH FORMULA FORD BRANDS HATCH Race 1

Ammended

Classification


Pos	Driver	Team	Laps	Total Time	Gap	Kph	Best Lap		
							Lap	Time	Kph
1	4 Wayne Boyd	Jamun Racing Services	12	18:21.261	-	145.3	10	1:31.018	146.5
2	17 Westley Barber	Red Devil Team Comtec	12	18:23.407	+2.146	145.0	5	1:31.102	146.3
3	58 Linton Stuteley	Getem Racing/thebigcoldturkey.com	12	18:31.762	+10.501	143.9	6	1:31.527	145.6
4	3 Tim Blanchard	Jamun Racing Services	12	18:31.827	+10.566	143.9	6	1:31.427	145.8
5	6 Marco Sorensen	Fluid Motorsport Development Ltd	12	18:35.440	+14.179	143.4	8	1:31.757	145.3
6	23 Chris Maliepaard	Getem Racing	12	18:36.286	+15.025	143.3	5	1:31.381	145.9
7	11 Adrian Campfield	Kevin Mills Racing	12	18:36.923	+15.662	143.2	3	1:31.652	145.5
8	7 David Brown	Fluid Motorsport Development	12	18:39.634	+18.373	142.9	5	1:32.126	144.7
9	15 Philippe Layac	JTR	12	18:40.313	+19.052	142.8	5	1:32.029	144.9
10	2 James Cole	Jamun Racing Services	12	18:40.623	+19.362	142.8	5	1:31.747	145.3
11	33 Garry Findlay	Driver	S 12	18:41.159	+19.898	142.7	12	1:31.985	144.9
12	24 Rogier de Wit	JTR	12	18:42.160	+20.899	142.6	10	1:31.793	145.2
13	99 Chrissy Palmer	Sterling Motorsports	S 12	18:44.121	+22.860	142.3	4	1:31.958	145.0
14	5 Victor Correa	Jamun Racing Services	12	18:46.619	+25.358	142.0	9	1:32.090	144.8
15	16 Alex Jones	Myerscough College	S 12	19:01.222	+39.961	140.2	9	1:33.588	142.4
16	20 Matt Dobson	Intermotorsport/SponsorAdiamond.com	12	19:01.261	+40.000	140.2	5	1:33.300	142.9
17	46 Jamie Jardine	Acer Motorsport	12	19:03.572	+42.311	139.9	7	1:33.560	142.5
18	44 Felix Scott	Wrensport	S 12	19:31.476	+1:10.215	136.6	10	1:33.593	142.4
19	22 Peter Daghish		S 12	19:31.662	+1:10.401	136.5	6	1:35.464	139.6
20	55 Daniel Walker	Slidesports	S 12	19:33.071	+1:11.810	136.4	12	1:35.435	139.7
Not classified:									
18	Francisco Weiler	Red Devil Team Comtec	2	3:22.291			2	1:36.259	138.5
73	Callum Holland	Inter Motorsport	S						
98	Matt Hamilton	JTR							
Excluded									
12	Glen Wood	Kevin Mills Racing	12	18:40.945			10	1:32.137	144.7

Provisional Final

Car 12 Excluded from race due to steward's decision

Stewards:
Date: _____ Time: _____

Chief Timekeeper:
Date: _____ Time: _____



BRITISH FORMULA FORD

BRANDS HATCH

Race 1

Analysis by Lap

Lap 1

Num	Lap Time	Gap
17	1:37.061	
4	1:37.778	0.717
11	1:37.930	0.869
23	1:37.988	0.927
58	1:38.362	1.301
3	1:38.484	1.423
7	1:38.798	1.737
6	1:39.698	2.637
5	1:40.445	3.384
15	1:40.988	3.927
2	1:41.309	4.248
12	1:41.542	4.481
99	1:41.857	4.796
33	1:42.311	5.250
46	1:43.430	6.369
16	1:45.138	8.077
24	1:45.515	8.454
20	1:45.755	8.694
18	1:46.032	8.971
44	1:46.486	9.425
55	1:47.382	10.321
22	1:48.187	11.126

Lap 2

Num	Lap Time	Gap
4	1:31.468	
17	1:32.196	0.011
23	1:33.380	2.122
58	1:33.480	2.596
3	1:33.431	2.669
7	1:33.397	2.949
6	1:32.771	3.223
15	1:32.658	4.400
2	1:32.632	4.695
11	1:37.150	5.834
12	1:33.743	6.039
99	1:33.446	6.057
33	1:33.180	6.245
46	1:34.096	8.280
24	1:33.797	10.066
16	1:35.114	11.006
20	1:34.857	11.366
5	1:41.118	12.317
18	1:36.259	13.045
44	1:36.304	13.544
55	1:36.848	14.984
22	1:36.331	15.272

Lap 3

Num	Lap Time	Gap
4	1:31.203	
17	1:31.399	0.207
58	1:31.792	3.185
3	1:32.226	3.692
23	1:33.131	4.050
7	1:32.628	4.374
6	1:32.572	4.592
15	1:32.394	5.591
2	1:32.334	5.826
11	1:31.652	6.283
99	1:32.434	7.288
12	1:32.680	7.516
33	1:32.761	7.803
46	1:33.775	10.852
24	1:32.449	11.312

16	1:34.448	14.251
5	1:34.082	15.196
20	1:35.379	15.542
22	1:37.138	21.207
44	1:42.996	25.337
55	1:43.043	26.824

Lap 4

Num	Lap Time	Gap
4	1:31.103	
17	1:31.215	0.319
58	1:31.709	3.791
3	1:31.481	4.070
23	1:31.621	4.568
7	1:32.728	5.999
6	1:32.916	6.405
15	1:32.329	6.817
11	1:31.936	7.116
2	1:33.055	7.778
99	1:31.958	8.143
12	1:32.418	8.831
33	1:32.453	9.153
24	1:32.937	13.146
46	1:34.937	14.686
5	1:32.547	16.640
16	1:34.095	17.243
20	1:33.344	17.783
22	1:36.965	27.069
55	1:37.369	33.090
44	1:50.975	45.209

Lap 5

Num	Lap Time	Gap
4	1:31.141	
17	1:31.102	0.280
58	1:31.619	4.269
3	1:31.595	4.524
23	1:31.381	4.808
7	1:32.126	6.984
6	1:31.995	7.259
15	1:32.029	7.705
11	1:31.842	7.817
2	1:31.747	8.384
99	1:32.523	9.525
12	1:32.316	10.006
33	1:32.589	10.601
24	1:32.064	14.069
46	1:34.708	18.253
5	1:32.823	18.322
16	1:33.602	19.704
20	1:33.300	19.942
22	1:36.426	32.354
55	1:37.217	39.166
44	1:35.226	49.294

Lap 6

Num	Lap Time	Gap
4	1:31.310	
17	1:31.195	0.165
58	1:31.527	4.486
3	1:31.427	4.641
23	1:31.735	5.233
7	1:32.425	8.099
6	1:32.265	8.214
11	1:32.744	9.251
15	1:32.900	9.295
2	1:32.608	9.682
99	1:32.808	11.023

12	1:32.400	11.096
33	1:32.101	11.392
24	1:32.427	15.186
5	1:32.243	19.255
46	1:34.678	21.621
16	1:34.069	22.463
20	1:33.884	22.516
22	1:35.464	36.508
55	1:36.099	43.955
44	1:34.345	52.329

Lap 7

Num	Lap Time	Gap
4	1:31.312	
17	1:31.500	0.353
58	1:31.917	5.091
3	1:31.953	5.282
23	1:31.830	5.751
6	1:32.161	9.063
7	1:32.591	9.378
11	1:32.031	9.970
15	1:32.404	10.387
2	1:32.523	10.893
12	1:32.890	12.674
99	1:33.046	12.757
33	1:32.921	13.001
24	1:32.275	16.149
5	1:32.269	20.212
46	1:33.560	23.869
16	1:33.969	25.120
20	1:34.029	25.233
22	1:36.673	41.869
55	1:36.133	48.776
44	1:33.793	54.810

Lap 8

Num	Lap Time	Gap
4	1:31.351	
17	1:31.478	0.480
58	1:31.765	5.505
3	1:31.880	5.811
23	1:32.665	7.065
6	1:31.757	9.469
7	1:32.233	10.260
11	1:31.679	10.298
15	1:32.348	11.384
2	1:32.071	11.613
12	1:32.493	13.816
99	1:32.912	14.318
33	1:32.807	14.457
24	1:32.417	17.215
5	1:32.265	21.126
46	1:34.128	26.646
16	1:33.619	27.388
20	1:33.953	27.835
22	1:36.780	47.298
55	1:35.735	53.160
44	1:33.737	57.196

Lap 9

Num	Lap Time	Gap
4	1:31.095	
17	1:31.380	0.765
58	1:31.905	6.315
3	1:31.825	6.541
23	1:32.864	8.834
6	1:31.955	10.329
11	1:33.019	12.222

7	1:33.131	12.296
15	1:32.397	12.686
2	1:32.467	12.985
12	1:32.639	15.360
99	1:32.904	16.127
33	1:32.903	16.265
24	1:32.079	18.199
5	1:32.090	22.121
46	1:34.161	29.712
16	1:33.588	29.881
20	1:33.402	30.142
22	1:36.806	53.009
55	1:35.673	57.738
44	1:34.854	100.955

Lap 10

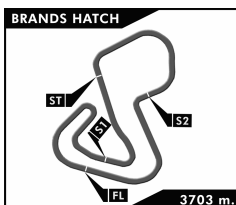
Num	Lap Time	Gap
4	1:31.018	
17	1:31.583	1.330
58	1:31.992	7.289
3	1:31.873	7.396
23	1:32.933	10.749
6	1:31.893	11.204
11	1:32.888	14.092
7	1:33.708	14.986
15	1:33.377	15.045
2	1:33.159	15.126
12	1:32.137	16.479
33	1:32.643	17.890
99	1:33.318	18.427
24	1:31.793	18.974
5	1:32.183	23.286
46	1:34.298	32.992
16	1:34.490	33.353
20	1:34.405	33.529
22	1:36.500	58.491
55	1:36.039	102.759
44	1:33.593	103.530

Lap 11

Num	Lap Time	Gap
4	1:31.273	
17	1:31.576	1.633
58	1:32.806	8.822
3	1:32.798	8.921
6	1:32.902	12.833
23	1:33.541	13.017
11	1:32.138	14.957
7	1:33.478	17.191
15	1:33.819	17.591
2	1:33.884	17.737
12	1:32.645	17.851
33	1:32.505	19.122
24	1:32.385	20.086
99	1:33.552	20.706
5	1:32.233	24.246
16	1:34.651	36.731
20	1:34.885	37.141
46	1:36.704	38.423
22	1:37.314	104.532
44	1:34.568	106.825
55	1:36.098	107.584

Lap 12

Num	Lap Time	Gap
4	1:31.209	
17	1:31.722	2.146
58	1:32.888	10.501



BRITISH FORMULA FORD

BRANDS HATCH

Race 1

Analysis

2 - James Cole

Jamun Racing Services

Lap	Lap Time	S1	S2	S3
1	1:41.309	36.616	42.458	22.235
2	1:32.632	28.533	41.861	22.238
3	1:32.334	28.470	41.775	22.089
4	1:33.055	29.193	41.752	22.110
5	1:31.747	28.366	41.419	21.962
6	1:32.608	28.630	41.913	22.065
7	1:32.523	28.861	41.647	22.015
8	1:32.071	28.538	41.525	22.008
9	1:32.467	28.796	41.707	21.964
10	1:33.159	28.936	41.950	22.273
11	1:33.884	29.305	42.223	22.356
12	1:32.834	28.904	41.832	22.098

3 - Tim Blanchard

Jamun Racing Services

Lap	Lap Time	S1	S2	S3
1	1:38.484	34.840	41.806	21.838
2	1:33.431	29.218	41.919	22.294
3	1:32.226	28.558	41.846	21.822
4	1:31.481	28.241	41.259	21.981
5	1:31.595	28.395	41.341	21.859
6	1:31.427	28.398	41.265	21.764
7	1:31.953	28.628	41.474	21.851
8	1:31.880	28.606	41.408	21.866
9	1:31.825	28.478	41.467	21.880
10	1:31.873	28.891	41.190	21.792
11	1:32.798	28.872	41.770	22.156
12	1:32.854	28.803	41.843	22.208

4 - Wayne Boyd

Jamun Racing Services

Lap	Lap Time	S1	S2	S3
1	1:37.778	33.668	41.856	22.254
2	1:31.468	28.207	41.058	22.203
3	1:31.203	28.102	41.221	21.880
4	1:31.103	28.101	41.168	21.834
5	1:31.141	28.096	41.271	21.774
6	1:31.310	28.268	41.237	21.805
7	1:31.312	28.163	41.226	21.923
8	1:31.351	28.240	41.277	21.834
9	1:31.095	28.034	41.183	21.878
10	1:31.018	28.068	41.074	21.876
11	1:31.273	28.162	41.181	21.930
12	1:31.209	28.116	41.149	21.944

5 - Victor Correa

Jamun Racing Services

Lap	Lap Time	S1	S2	S3
1	1:40.445	35.807	42.686	21.952
2	1:41.118	28.592	42.038	30.488
3	1:34.082	28.513	43.538	22.031
4	1:32.547	28.344	41.843	22.360
5	1:32.823	28.517	41.501	22.805
6	1:32.243	28.751	41.453	22.039

7	1:32.269	28.569	41.657	22.043
8	1:32.265	28.542	41.695	22.028
9	1:32.090	28.564	41.502	22.024
10	1:32.183	28.531	41.656	21.996
11	1:32.233	28.538	41.698	21.997
12	1:32.321	28.583	41.728	22.010

6 - Marco Sorensen

Fluid Motorsport Development Ltd

Lap	Lap Time	S1	S2	S3
1	1:39.698	35.693	41.976	22.029
2	1:32.771	28.665	42.142	21.964
3	1:32.572	28.782	41.744	22.046
4	1:32.916	28.889	42.012	22.015
5	1:31.995	28.417	41.605	21.973
6	1:32.265	28.767	41.652	21.846
7	1:32.161	28.531	41.640	21.990
8	1:31.757	28.445	41.369	21.943
9	1:31.955	28.411	41.628	21.916
10	1:31.893	28.406	41.567	21.920
11	1:32.902	28.692	42.093	22.117
12	1:32.555	28.815	41.758	21.982

7 - David Brown


Fluid Motorsport Development

Lap	Lap Time	S1	S2	S3
1	1:38.798	35.243	41.589	21.966
2	1:33.397	29.109	42.290	21.998
3	1:32.628	28.787	41.815	22.026
4	1:32.728	29.018	41.790	21.920
5	1:32.126	28.501	41.555	22.070
6	1:32.425	28.800	41.507	22.118
7	1:32.591	29.001	41.627	21.963
8	1:32.233	28.656	41.276	22.301
9	1:33.131	28.826	42.127	22.178
10	1:33.708	28.899	42.334	22.475
11	1:33.478	28.929	42.350	22.199
12	1:32.391	28.562	41.678	22.151

11 - Adrian Campfield

Kevin Mills Racing

Lap	Lap Time	S1	S2	S3
1	1:37.930	33.941	41.846	22.143
2	1:37.150	29.088	44.320	23.742
3	1:31.652	28.517	41.211	21.924
4	1:31.936	28.385	41.322	22.229
5	1:31.842	28.475	41.448	21.919
6	1:32.744	28.759	41.716	22.269
7	1:32.031	28.718	41.357	21.956
8	1:31.679	28.577	41.260	21.842
9	1:33.019	29.013	41.734	22.272
10	1:32.888	28.692	42.022	22.174
11	1:32.138	28.513	41.346	22.279
12	1:31.914	28.579	41.374	21.961



BRITISH FORMULA FORD

BRANDS HATCH

Race 1

Analysis

12 - Glen Wood

Kevin Mills Racing

Lap	Lap Time	S1	S2	S3
1	1:41.542	37.219	42.109	22.214
2	1:33.743	28.875	41.823	23.045
3	1:32.680	29.142	41.455	22.083
4	1:32.418	28.783	41.607	22.028
5	1:32.316	28.926	41.519	21.871
6	1:32.400	28.618	41.384	22.398
7	1:32.890	29.304	41.749	21.837
8	1:32.493	28.891	41.611	21.991
9	1:32.639	28.966	41.684	21.989
10	1:32.137	28.767	41.450	21.920
11	1:32.645	28.886	41.567	22.192
12	1:33.042	29.290	41.797	21.955

15 - Philippe Layac

JTR

Lap	Lap Time	S1	S2	S3
1	1:40.988	36.034	42.869	22.085
2	1:32.658	28.563	41.816	22.279
3	1:32.394	28.514	41.735	22.145
4	1:32.329	28.566	41.586	22.177
5	1:32.029	28.519	41.478	22.032
6	1:32.900	29.023	41.971	21.906
7	1:32.404	28.910	41.523	21.971
8	1:32.348	28.528	41.430	22.390
9	1:32.397	28.558	41.695	22.144
10	1:33.377	28.889	42.127	22.361
11	1:33.819	29.074	42.380	22.365
12	1:32.670	28.823	41.665	22.182

16 - Alex Jones

Myerscough College

Lap	Lap Time	S1	S2	S3
1	1:45.138	39.202	43.237	22.699
2	1:35.114	29.539	42.876	22.699
3	1:34.448	28.976	43.123	22.349
4	1:34.095	28.967	42.775	22.353
5	1:33.602	28.934	42.274	22.394
6	1:34.069	29.039	42.557	22.473
7	1:33.969	29.142	42.542	22.285
8	1:33.619	29.121	42.247	22.251
9	1:33.588	29.114	42.176	22.298
10	1:34.490	29.527	42.576	22.387
11	1:34.651	29.323	42.815	22.513
12	1:34.439	29.192	42.657	22.590

17 - Westley Barber

Red Devil Team Comtec

Lap	Lap Time	S1	S2	S3
1	1:37.061	33.355	41.756	21.950
2	1:32.196	28.322	41.533	22.341
3	1:31.399	28.401	41.144	21.854
4	1:31.215	28.250	41.096	21.869
5	1:31.102	28.185	41.175	21.742
6	1:31.195	28.198	41.258	21.739

7	1:31.500	28.281	41.358	21.861
8	1:31.478	28.337	41.338	21.803
9	1:31.380	28.300	41.217	21.863
10	1:31.583	28.327	41.366	21.890
11	1:31.576	28.372	41.310	21.894
12	1:31.722	28.279	41.420	22.023

18 - Francisco Weiler

Red Devil Team Comtec

Lap	Lap Time	S1	S2	S3
1	1:46.032	39.670	43.788	22.574
2	1:36.259	30.161	42.774	23.324

20 - Matt Dobson

Intermotorsport/SponsorAdiamond.com

Lap	Lap Time	S1	S2	S3
1	1:45.755	39.339	43.561	22.855
2	1:34.857	29.219	43.130	22.508
3	1:35.379	28.795	44.467	22.117
4	1:33.344	28.801	42.259	22.284
5	1:33.300	28.664	42.375	22.261
6	1:33.884	28.993	42.752	22.139
7	1:34.029	29.271	42.683	22.075
8	1:33.953	29.199	42.456	22.298
9	1:33.402	28.876	42.345	22.181
10	1:34.405	29.401	42.850	22.154
11	1:34.885	29.327	43.411	22.147
12	1:34.068	28.914	42.862	22.292

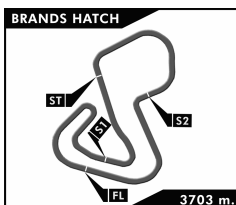
22 - Peter Daghli

Lap	Lap Time	S1	S2	S3
1	1:48.187	41.630	43.538	23.019
2	1:36.331	29.649	43.663	23.019
3	1:37.138	29.979	43.792	23.367
4	1:36.965	30.027	43.493	23.445
5	1:36.426	29.736	43.722	22.968
6	1:35.464	29.276	43.084	23.104
7	1:36.673	29.524	43.901	23.248
8	1:36.780	29.716	43.881	23.183
9	1:36.806	29.625	43.743	23.438
10	1:36.500	29.749	43.746	23.005
11	1:37.314	29.891	44.010	23.413
12	1:37.078	29.981	43.689	23.408

23 - Chris Maliepaard

Getem Racing

Lap	Lap Time	S1	S2	S3
1	1:37.988	34.268	41.880	21.840
2	1:33.380	29.467	41.803	22.110
3	1:33.131	28.513	42.758	21.860
4	1:31.621	28.320	41.497	21.804
5	1:31.381	28.288	41.329	21.764
6	1:31.735	28.366	41.393	21.976
7	1:31.830	28.396	41.512	21.922
8	1:32.665	28.344	41.841	22.480
9	1:32.864	28.752	41.841	22.271
10	1:32.933	28.840	41.945	22.148



BRITISH FORMULA FORD

BRANDS HATCH

Race 1

Analysis

11	1:33.541	28.603	42.829	22.109
12	1:33.217	28.768	42.272	22.177

24 - Rogier de Wit

JTR

Lap	Lap Time	S1	S2	S3
1	1:45.515	40.590	42.451	22.474
2	1:33.797	28.776	42.333	22.688
3	1:32.449	28.684	41.779	21.986
4	1:32.937	28.913	41.811	22.213
5	1:32.064	28.432	41.573	22.059
6	1:32.427	28.396	41.916	22.115
7	1:32.275	28.425	41.715	22.135
8	1:32.417	28.427	41.793	22.197
9	1:32.079	28.352	41.532	22.195
10	1:31.793	28.356	41.459	21.978
11	1:32.385	28.609	41.693	22.083
12	1:32.022	28.283	41.623	22.116

33 - Garry Findlay

Driver

Lap	Lap Time	S1	S2	S3
1	1:42.311	38.490	41.822	21.999
2	1:33.180	28.645	41.860	22.675
3	1:32.761	29.217	41.579	21.965
4	1:32.453	28.758	41.645	22.050
5	1:32.589	28.733	41.624	22.232
6	1:32.101	28.483	41.546	22.072
7	1:32.921	29.199	41.846	21.876
8	1:32.807	29.098	41.727	21.982
9	1:32.903	29.288	41.668	21.947
10	1:32.643	29.001	41.501	22.141
11	1:32.505	28.527	41.684	22.294
12	1:31.985	28.543	41.493	21.949

44 - Felix Scott

Wrensport

Lap	Lap Time	S1	S2	S3
1	1:46.486	40.709	42.908	22.869
2	1:36.304	29.845	43.379	23.080
3	1:42.996	29.078	42.841	31.077
4	1:50.975	44.339	43.454	23.182
5	1:35.226	29.365	42.962	22.899
6	1:34.345	29.202	42.369	22.774
7	1:33.793	28.921	42.333	22.539
8	1:33.737	28.918	42.183	22.636
9	1:34.854	29.494	42.501	22.859
10	1:33.593	28.975	42.035	22.583
11	1:34.568	29.612	42.418	22.538
12	1:34.599	28.988	42.407	23.204

46 - Jamie Jardine

Acer Motorsport

Lap	Lap Time	S1	S2	S3
1	1:43.430	38.458	42.609	22.363
2	1:34.096	28.866	42.424	22.806
3	1:33.775	28.976	42.378	22.421

4	1:34.937	29.727	42.429	22.781
5	1:34.708	29.061	42.661	22.986
6	1:34.678	29.540	42.440	22.698
7	1:33.560	28.700	42.383	22.477
8	1:34.128	28.793	42.667	22.668
9	1:34.161	28.986	42.600	22.575
10	1:34.298	29.201	42.558	22.539
11	1:36.704	29.282	44.487	22.935
12	1:35.097	29.215	42.930	22.952

55 - Daniel Walker

Slidesports

Lap	Lap Time	S1	S2	S3
1	1:47.382	40.862	43.719	22.801
2	1:36.848	29.374	44.227	23.247
3	1:43.043	29.867	43.354	29.822
4	1:37.369	30.259	43.684	23.426
5	1:37.217	30.474	43.797	22.946
6	1:36.099	29.717	43.439	22.943
7	1:36.133	29.734	43.309	23.090
8	1:35.735	29.836	43.143	22.756
9	1:35.673	29.744	43.026	22.903
10	1:36.039	29.521	43.713	22.805
11	1:36.098	30.290	43.131	22.677
12	1:35.435	29.895	42.666	22.874

58 - Linton Stuteley

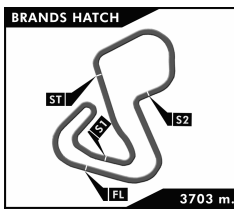
Getem Racing/thebigcoldturkey.com

Lap	Lap Time	S1	S2	S3
1	1:38.362	34.548	41.849	21.965
2	1:33.480	29.252	41.892	22.336
3	1:31.792	28.313	41.486	21.993
4	1:31.709	28.308	41.315	22.086
5	1:31.619	28.317	41.373	21.929
6	1:31.527	28.345	41.242	21.940
7	1:31.917	28.499	41.516	21.902
8	1:31.765	28.367	41.409	21.989
9	1:31.905	28.484	41.456	21.965
10	1:31.992	28.627	41.445	21.920
11	1:32.806	28.787	41.833	22.186
12	1:32.888	28.720	41.906	22.262

99 - Chrissy Palmer

Sterling Motorsports

Lap	Lap Time	S1	S2	S3
1	1:41.857	37.440	42.185	22.232
2	1:33.446	28.822	41.800	22.824
3	1:32.434	28.625	41.384	22.425
4	1:31.958	28.475	41.498	21.985
5	1:32.523	28.678	41.619	22.226
6	1:32.808	28.514	41.702	22.592
7	1:33.046	28.948	41.761	22.337
8	1:32.912	29.136	41.695	22.081
9	1:32.904	29.099	41.681	22.124
10	1:33.318	29.428	41.774	22.116
11	1:33.552	28.834	42.239	22.479
12	1:33.363	28.941	42.112	22.310



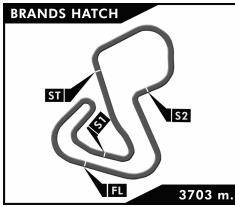
BRITISH FORMULA FORD

BRANDS HATCH

Race 1

Best Sector Times


Sector 1		Sector 2		Sector 3		Pos Driver		Ideal Lap	Best Lap		
Pos	Driver	Time	Driver	Time	Driver	Time					
1	W.Boyd	28.034	W.Boyd	41.058	W.Barber	21.739	1	W.Boyd	1'30.866	1:31.018	(1)
2	W.Barber	28.185	W.Barber	41.096	C.Maliepaard	21.764	2	W.Barber	1'31.020	1:31.102	(2)
3	T.Blanchard	28.241	T.Blanchard	41.190	T.Blanchard	21.764	3	T.Blanchard	1'31.195	1:31.427	(4)
4	R.de Wit	28.283	A.Campfield	41.211	W.Boyd	21.774	4	C.Maliepaard	1'31.381	1:31.381	(6)
5	C.Maliepaard	28.288	L.Stuteley	41.242	G.Wood	21.837	5	A.Campfield	1'31.438	1:31.652	(7)
6	L.Stuteley	28.308	D.Brown	41.276	A.Campfield	21.842	6	L.Stuteley	1'31.452	1:31.527	(3)
7	V.Correa	28.344	C.Maliepaard	41.329	M.Sorensen	21.846	7	M.Sorensen	1'31.621	1:31.757	(5)
8	J.Cole	28.366	M.Sorensen	41.369	G.Findlay	21.876	8	D.Brown	1'31.697	1:32.126	(8)
9	A.Campfield	28.385	C.Palmer	41.384	L.Stuteley	21.902	9	R.de Wit	1'31.720	1:31.793	(13)
10	M.Sorensen	28.406	G.Wood	41.384	P.Layac	21.906	10	J.Cole	1'31.747	1:31.747	(10)
11	C.Palmer	28.475	J.Cole	41.419	D.Brown	21.920	11	V.Correa	1'31.749	1:32.090	(15)
12	G.Findlay	28.483	P.Layac	41.430	V.Correa	21.952	12	G.Wood	1'31.839	1:32.137	(11)
13	D.Brown	28.501	V.Correa	41.453	J.Cole	21.962	13	C.Palmer	1'31.844	1:31.958	(14)
14	P.Layac	28.514	R.de Wit	41.459	R.de Wit	21.978	14	P.Layac	1'31.850	1:32.029	(9)
15	G.Wood	28.618	G.Findlay	41.493	C.Palmer	21.985	15	G.Findlay	1'31.852	1:31.985	(12)
16	M.Dobson	28.664	F.Scott	42.035	M.Dobson	22.075	16	M.Dobson	1'32.998	1:33.300	(17)
17	J.Jardine	28.700	A.Jones	42.176	A.Jones	22.251	17	A.Jones	1'33.361	1:33.588	(16)
18	F.Scott	28.918	M.Dobson	42.259	J.Jardine	22.363	18	J.Jardine	1'33.441	1:33.560	(18)
19	A.Jones	28.934	J.Jardine	42.378	F.Scott	22.538	19	F.Scott	1'33.491	1:33.593	(19)
20	P.Daglish	29.276	D.Walker	42.666	F.Weiler	22.574	20	F.Weiler	1'34.677	1:36.259	(22)
21	F.Weiler	29.355	F.Weiler	42.748	D.Walker	22.677	21	D.Walker	1'34.717	1:35.435	(21)
22	D.Walker	29.374	P.Daglish	43.084	P.Daglish	22.968	22	P.Daglish	1'35.328	1:35.464	(20)



BRITISH FORMULA FORD BRANDS HATCH Race 1

Fastest Laps Sequence

Practice Time	Driver	Time	Kph	Driver's Lap
3:09.246	4 Wayne Boyd	1:31.468	145.7	2
4:40.449	4 Wayne Boyd	1:31.203	146.2	3
6:11.552	4 Wayne Boyd	1:31.103	146.3	4
7:42.973	17 Westley Barber	1:31.102	146.3	5
13:47.761	4 Wayne Boyd	1:31.095	146.3	9
15:18.779	4 Wayne Boyd	1:31.018	146.5	10



BRITISH FORMULA FORD BRANDS HATCH Race 1

Starting Grid

55 - D. Walker	1:35.965	23	22 - P. Daghish	1:37.081	24
44 - F. Scott	1:33.737	21	18 - F. Weiler	1:33.843	22
16 - A. Jones	1:32.952	19	20 - M. Dobson	1:32.978	20
73 - C. Holland	1:32.631	17	46 - J. Jardine	1:32.714	18
33 - G. Findlay	1:31.551	15	12 - G. Wood	1:31.584	16
24 - R. de Wit	1:31.496	13	99 - C. Palmer	1:31.544	14
15 - P. Layac	1:30.843	11	2 - J. Cole	1:31.267	12
6 - M. Sorensen	1:30.791	9	5 - V. Correa	1:30.809	10
98 - M. Hamilton	1:30.602	7	7 - D. Brown	1:30.784	8
23 - C. Maliepaard	1:30.435	5	3 - T. Blanchard	1:30.490	6
11 - A. Campfield	1:30.340	3	58 - L. Stuteley	1:30.410	4
17 - W. Barber	1:29.818	1	4 - W. Boyd	1:30.211	2



Stewards:


Date:

Time:

Chief Timekeeper:

Date:

Time:




BRITISH FORMULA FORD

BRANDS HATCH

Race 1

Lap Chart

Driver	Lap	Pos	Grid											
			1	2	3	4	5	6	7	8	9	10	11	12
(17) W. Barber	1	17	17	4	4	4	4	4	4	4	4	4	4	4
(4) W. Boyd	2	4	4	17	17	17	17	17	17	17	17	17	17	17
(11) A. Campfield	3	11	11	23	58	58	58	58	58	58	58	58	58	58
(58) L. Stuteley	4	58	23	58	3	3	3	3	3	3	3	3	3	3
(23) C. Maliepaard	5	23	58	3	23	23	23	23	23	23	23	23	6	6
(3) T. Blanchard	6	3	3	7	7	7	7	7	7	6	6	6	6	23
(98) M. Hamilton	7	98	7	6	6	6	6	6	7	7	11	11	11	11
(7) D. Brown	8	7	6	15	15	15	15	11	11	11	7	7	7	7
(6) M. Sorensen	9	6	5	2	2	11	11	15	15	15	15	15	15	15
(5) V. Correa	10	5	15	11	11	2	2	2	2	2	2	2	2	2
(15) P. Layac	11	15	2	12	99	99	99	99	12	12	12	12	12	12
(2) J. Cole	12	2	12	99	12	12	12	12	99	99	99	33	33	33
(24) R. de Wit	13	24	99	33	33	33	33	33	33	33	33	99	24	24
(99) C. Palmer	14	99	33	46	46	24	24	24	24	24	24	24	99	99
(33) G. Findlay	15	33	46	24	24	46	46	5	5	5	5	5	5	5
(12) G. Wood	16	12	16	16	16	5	5	46	46	46	46	46	16	16
(73) C. Holland	17	73	24	20	5	16	16	16	16	16	16	16	20	20
(46) J. Jardine	18	46	20	5	20	20	20	20	20	20	20	20	46	46
(16) A. Jones	19	16	18	18	22	22	22	22	22	22	22	22	22	44
(20) M. Dobson	20	20	44	44	44	55	55	55	55	55	55	55	44	22
(44) F. Scott	21	44	55	55	55	44	44	44	44	44	44	44	55	55
(18) F. Weiler	22	18	22	22										
(55) D. Walker	23	55												
(22) P. Daglish	24	22												



BRITISH FORMULA FORD

BRANDS HATCH

Race 2


Classification

Pos	Driver	Team	Laps	Total Time	Gap	Kph	Best Lap		
							Lap	Time	Kph
1	4 Wayne Boyd	Jamun Racing Services	12	18:23.170	-	145.0	4	1:31.174	146.2
2	17 Westley Barber	Red Devil Team Comtec	12	18:29.510	+6.340	144.2	4	1:31.393	145.9
3	11 Adrian Campfield	Kevin Mills Racing	12	18:35.745	+12.575	143.4	5	1:31.437	145.8
4	3 Tim Blanchard	Jamun Racing Services	12	18:35.796	+12.626	143.4	5	1:31.317	146.0
5	98 Matt Hamilton	JTR	12	18:35.898	+12.728	143.4	6	1:31.237	146.1
6	23 Chris Maliepaard	Getem Racing	12	18:36.046	+12.876	143.3	6	1:31.303	146.0
7	7 David Brown	Fluid Motorsport Development	12	18:37.256	+14.086	143.2	6	1:31.615	145.5
8	6 Marco Sorensen	Fluid Motorsport Development Ltd	12	18:39.251	+16.081	142.9	9	1:31.708	145.4
9	5 Victor Correa	Jamun Racing Services	12	18:39.292	+16.122	142.9	4	1:31.281	146.0
10	24 Rogier de Wit	JTR	12	18:39.318	+16.148	142.9	6	1:31.527	145.6
11	33 Garry Findlay	Driver	S 12	18:39.680	+16.510	142.9	7	1:31.685	145.4
12	15 Philippe Layac	JTR	12	18:40.462	+17.292	142.8	7	1:31.868	145.1
13	12 Glen Wood	Kevin Mills Racing	12	18:40.663	+17.493	142.7	4	1:32.094	144.8
14	58 Linton Stuteley	Getem Racing/thebigcoldturkey.com	12	18:43.091	+19.921	142.4	6	1:31.235	146.1
15	2 James Cole	Jamun Racing Services	12	18:43.808	+20.638	142.3	9	1:32.178	144.6
16	99 Chrissy Palmer	Sterling Motorsports	S 12	18:47.949	+24.779	141.8	3	1:32.539	144.1
17	20 Matt Dobson	Intermotorsport/SponsorAdiamond.com	12	18:54.585	+31.415	141.0	3	1:33.108	143.2
18	16 Alex Jones	Myerscough College	S 12	18:54.707	+31.537	141.0	3	1:33.178	143.1
19	44 Felix Scott	Wrensport	S 12	19:01.532	+38.362	140.1	3	1:33.396	142.7
20	73 Callum Holland	Inter Motorsport	S 12	19:09.320	+46.150	139.2	3	1:33.351	142.8
21	22 Peter Daghish		S 12	19:23.176	+1:00.006	137.5	8	1:35.069	140.2
Not classified:									
55	Daniel Walker	Slidesports	S 10	16:06.643			2	1:35.136	140.1
46	Jamie Jardine	Acer Motorsport	8	15:36.531			2	1:34.474	141.1
18	Francisco Weiler	Red Devil Team Comtec							

Provisional Final

Stewards:
Date: _____ Time: _____

Chief Timekeeper:
Date: _____ Time: _____



BRITISH FORMULA FORD

BRANDS HATCH

Race 2

Analysis by Lap

Lap 1

Num	Lap Time	Gap
4	1:37.252	
11	1:38.360	1.108
17	1:38.500	1.248
3	1:38.554	1.302
58	1:39.094	1.842
23	1:39.243	1.991
5	1:39.343	2.091
7	1:39.892	2.640
98	1:40.320	3.068
6	1:40.959	3.707
15	1:42.365	5.113
24	1:42.602	5.350
33	1:42.689	5.437
2	1:42.857	5.605
12	1:43.071	5.819
99	1:43.289	6.037
73	1:43.618	6.366
16	1:44.085	6.833
20	1:44.518	7.266
44	1:45.472	8.220
46	1:46.354	9.102
55	1:46.795	9.543
22	1:47.804	10.552

Lap 2

Num	Lap Time	Gap
4	1:31.224	
11	1:31.627	1.511
17	1:31.573	1.597
3	1:31.874	1.952
23	1:33.191	3.958
5	1:33.112	3.979
7	1:33.386	4.802
98	1:33.054	4.898
6	1:32.859	5.342
58	1:34.754	5.372
24	1:33.076	7.202
15	1:33.764	7.653
33	1:33.542	7.755
12	1:33.630	8.225
99	1:33.653	8.466
2	1:34.390	8.771
73	1:34.107	9.249
16	1:33.894	9.503
20	1:33.840	9.882
44	1:34.170	11.166
46	1:34.474	12.352
55	1:35.136	13.455
22	1:35.650	14.978

Lap 3

Num	Lap Time	Gap
4	1:31.192	
17	1:32.913	3.318
11	1:33.224	3.543
3	1:32.828	3.588
23	1:33.270	6.036
5	1:33.946	6.733
7	1:33.281	6.891
98	1:33.393	7.099
58	1:32.978	7.158
6	1:33.347	7.497
24	1:31.679	7.689
15	1:32.769	9.230
33	1:32.875	9.438

12	1:32.597	9.630
99	1:32.539	9.813
2	1:32.314	9.893
73	1:33.351	11.408
16	1:33.178	11.489
20	1:33.108	11.798
44	1:33.396	13.370
46	1:34.585	15.745
55	1:35.382	17.645
22	1:35.793	19.579

Lap 4

Num	Lap Time	Gap
4	1:31.174	
17	1:31.393	3.537
11	1:32.300	4.669
3	1:32.670	5.084
23	1:31.578	6.440
5	1:31.281	6.840
98	1:32.288	8.213
7	1:32.957	8.674
24	1:32.244	8.759
58	1:33.037	9.021
6	1:32.857	9.180
15	1:32.056	10.112
33	1:31.925	10.189
12	1:32.094	10.550
2	1:33.000	11.719
99	1:33.080	11.719
16	1:34.228	14.543
20	1:34.167	14.791
44	1:35.144	17.340
46	1:35.025	19.596
55	1:35.697	22.168
73	1:42.493	22.727
22	1:35.658	24.063

Lap 5

Num	Lap Time	Gap
4	1:31.182	
17	1:31.608	3.963
11	1:31.437	4.924
3	1:31.317	5.219
23	1:31.363	6.621
5	1:31.948	7.606
98	1:31.388	8.419
7	1:31.804	9.296
58	1:31.844	9.683
24	1:32.720	10.297
6	1:32.468	10.466
15	1:31.934	10.864
33	1:31.949	10.956
12	1:32.104	11.472
2	1:33.565	14.102
99	1:33.719	14.256
20	1:34.127	17.736
16	1:34.766	18.127
44	1:34.175	20.333
46	1:34.651	23.065
73	1:34.753	26.298
55	1:35.407	26.393
22	1:35.167	28.048

Lap 6

Num	Lap Time	Gap
4	1:31.210	
17	1:31.635	4.388
11	1:31.798	5.512

3	1:31.540	5.549
23	1:31.303	6.714
5	1:31.715	8.111
98	1:31.237	8.446
7	1:31.615	9.701
58	1:31.235	9.708
24	1:31.527	10.614
6	1:31.713	10.969
15	1:32.585	12.239
33	1:32.780	12.526
12	1:32.405	12.667
2	1:32.650	15.542
99	1:33.375	16.421
20	1:33.571	20.097
16	1:33.503	20.420
44	1:33.985	23.108
46	1:35.832	27.687
73	1:34.239	29.327
55	1:35.283	30.466
22	1:36.034	32.872

Lap 7

Num	Lap Time	Gap
4	1:31.479	
17	1:31.756	4.665
3	1:32.677	6.747
11	1:32.728	6.761
23	1:31.615	6.850
5	1:31.976	8.608
98	1:31.850	8.817
7	1:32.319	10.541
24	1:31.858	10.993
6	1:32.011	11.501
15	1:31.868	12.628
33	1:31.685	12.732
12	1:32.150	13.338
58	1:38.754	16.983
2	1:33.094	17.157
99	1:32.939	17.881
20	1:33.677	22.295
16	1:33.639	22.580
44	1:33.953	25.582
73	1:34.323	32.171
46	1:36.762	32.970
55	1:35.279	34.266
22	1:36.520	37.913

Lap 8

Num	Lap Time	Gap
4	1:31.798	
17	1:31.824	4.691
3	1:32.834	7.783
11	1:33.642	8.605
23	1:33.920	8.972
98	1:32.725	9.744
5	1:33.012	9.822
7	1:31.759	10.502
24	1:31.932	11.127
6	1:32.154	11.857
15	1:32.095	12.925
33	1:32.474	13.408
12	1:32.146	13.686
58	1:32.350	17.535
2	1:32.548	17.907
99	1:32.718	18.801
20	1:33.332	23.829
16	1:33.631	24.413
44	1:33.987	27.771

73	1:33.846	34.219
55	1:37.014	39.482
22	1:35.069	41.184

Lap 9

Num	Lap Time	Gap
4	1:31.710	
17	1:31.848	4.829
3	1:32.386	8.459
11	1:31.747	8.642
23	1:31.819	9.081
98	1:32.294	10.328
7	1:32.113	10.905
5	1:32.869	10.981
24	1:32.233	11.650
6	1:31.708	11.855
15	1:32.127	13.342
33	1:32.347	14.045
12	1:32.259	14.235
58	1:32.220	18.045
2	1:32.178	18.375
99	1:32.835	19.926
20	1:33.357	25.476
16	1:33.678	26.381
44	1:34.076	30.137
73	1:34.730	37.239
55	1:35.506	43.278
22	1:35.864	45.338

Lap 10

Num	Lap Time	Gap
4	1:31.604	
17	1:31.953	5.178
3	1:33.064	9.919
11	1:32.881	9.919
23	1:32.825	10.302
98	1:31.660	10.384
7	1:32.404	11.705
5	1:32.532	11.909
24	1:32.413	12.459
6	1:32.474	12.725
15	1:32.400	14.138
33	1:31.874	14.315
12	1:32.330	14.961
46	4:18.848	2 Laps
58	1:32.176	18.617
2	1:32.228	18.999
99	1:33.181	21.503
20	1:33.520	27.392
16	1:33.187	27.964
44	1:34.510	33.043
73	1:35.435	41.070
55	1:35.144	46.818
22	1:35.935	49.669

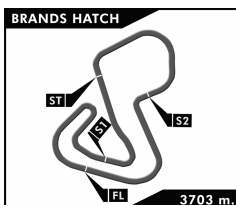
Lap 11

Num	Lap Time	Gap
4	1:31.392	
17	1:31.835	5.621
11	1:32.674	11.201
3	1:32.732	11.259
98	1:33.197	12.189
23	1:33.403	12.313
7	1:33.400	13.713
6	1:33.056	14.389
24	1:33.540	14.607
5	1:34.407	14.924
33	1:32.706	15.629

15	1:33.122	15.868
12	1:32.363	15.932
58	1:32.378	19.603
2	1:32.298	19.905
99	1:33.206	23.317
20	1:33.438	29.438
16	1:33.221	29.793
44	1:34.096	35.747
73	1:34.346	44.024
22	1:36.056	54.333

Lap 12

Num	Lap Time	Gap
4	1:31.953	
17	1:32.672	6.340
11	1:33.327	12.575
3	1:33.320	12.626
98	1:32.492	12.728
23	1:32.516	12.876
7	1:32.326	14.086
6	1:33.645	16.081
5	1:33.151	16.122
24	1:33.494	16.148
33	1:32.834	16.510
15	1:33.377	17.292
12	1:33.514	17.493
58	1:32.271	19.921
2	1:32.686	20.638
99	1:33.415	24.779
20	1:33.930	31.415
16	1:33.697	31.537
44	1:34.568	38.362
73	1:34.079	46.150
22	1:37.626	100.006



BRITISH FORMULA FORD

BRANDS HATCH

Race 2

Analysis

2 - James Cole

Jamun Racing Services

Lap	Lap Time	S1	S2	S3
1	1:42.857	37.563	42.897	22.397
2	1:34.390	28.894	42.383	23.113
3	1:32.314	28.530	41.637	22.147
4	1:33.000	29.151	41.761	22.088
5	1:33.565	29.480	41.852	22.233
6	1:32.650	28.787	41.859	22.004
7	1:33.094	28.809	42.354	21.931
8	1:32.548	28.707	41.799	22.042
9	1:32.178	28.629	41.532	22.017
10	1:32.228	28.641	41.607	21.980
11	1:32.298	28.461	41.823	22.014
12	1:32.686	28.775	41.745	22.166

3 - Tim Blanchard

Jamun Racing Services

Lap	Lap Time	S1	S2	S3
1	1:38.554	34.652	42.025	21.877
2	1:31.874	28.754	41.304	21.816
3	1:32.828	28.530	42.040	22.258
4	1:32.670	28.680	42.019	21.971
5	1:31.317	28.393	41.099	21.825
6	1:31.540	28.474	41.312	21.754
7	1:32.677	28.850	41.441	22.386
8	1:32.834	28.782	41.889	22.163
9	1:32.386	28.555	41.651	22.180
10	1:33.064	28.704	42.116	22.244
11	1:32.732	29.013	41.368	22.351
12	1:33.320	28.832	41.949	22.539

4 - Wayne Boyd

Jamun Racing Services

Lap	Lap Time	S1	S2	S3
1	1:37.252	33.504	41.666	22.082
2	1:31.224	28.151	41.196	21.877
3	1:31.192	28.084	41.258	21.850
4	1:31.174	28.115	41.202	21.857
5	1:31.182	28.139	41.170	21.873
6	1:31.210	28.047	41.149	22.014
7	1:31.479	28.204	41.385	21.890
8	1:31.798	28.138	41.246	22.414
9	1:31.710	28.319	41.182	22.209
10	1:31.604	28.216	41.400	21.988
11	1:31.392	28.238	41.213	21.941
12	1:31.953	28.459	41.394	22.100

5 - Victor Correa

Jamun Racing Services

Lap	Lap Time	S1	S2	S3
1	1:39.343	35.420	42.041	21.882
2	1:33.112	28.300	42.345	22.467
3	1:33.946	28.967	42.141	22.838
4	1:31.281	28.273	41.207	21.801
5	1:31.948	28.484	41.474	21.990
6	1:31.715	28.599	41.256	21.860

7	1:31.976	28.349	41.722	21.905
8	1:33.012	28.383	42.369	22.260
9	1:32.869	28.751	41.253	22.865
10	1:32.532	28.865	41.744	21.923
11	1:34.407	28.682	42.022	23.703
12	1:33.151	28.806	42.080	22.265

6 - Marco Sorensen

Fluid Motorsport Development Ltd

Lap	Lap Time	S1	S2	S3
1	1:40.959	36.443	42.440	22.076
2	1:32.859	28.426	41.870	22.563
3	1:33.347	28.654	42.199	22.494
4	1:32.857	29.338	41.501	22.018
5	1:32.468	28.797	41.708	21.963
6	1:31.713	28.482	41.325	21.906
7	1:32.011	28.562	41.470	21.979
8	1:32.154	28.514	41.612	22.028
9	1:31.708	28.358	41.388	21.962
10	1:32.474	28.698	41.825	21.951
11	1:33.056	28.621	42.128	22.307
12	1:33.645	28.812	42.186	22.647

7 - David Brown

Fluid Motorsport Development

Lap	Lap Time	S1	S2	S3
1	1:39.892	35.889	41.873	22.130
2	1:33.386	28.535	42.555	22.296
3	1:33.281	28.446	42.270	22.565
4	1:32.957	28.391	41.548	23.018
5	1:31.804	28.580	41.112	22.112
6	1:31.615	28.331	41.238	22.046
7	1:32.319	28.844	41.332	22.143
8	1:31.759	28.339	41.327	22.093
9	1:32.113	28.515	41.360	22.238
10	1:32.404	28.719	41.629	22.056
11	1:33.400	28.734	42.519	22.147
12	1:32.326	28.485	41.623	22.218

11 - Adrian Campfield


Kevin Mills Racing

Lap	Lap Time	S1	S2	S3
1	1:38.360	34.108	41.622	22.630
2	1:31.627	28.360	41.164	22.103
3	1:33.224	28.507	42.406	22.311
4	1:32.300	28.567	41.748	21.985
5	1:31.437	28.355	41.221	21.861
6	1:31.798	28.435	41.310	22.053
7	1:32.728	28.567	41.576	22.585
8	1:33.642	29.332	41.644	22.666
9	1:31.747	28.450	41.342	21.955
10	1:32.881	28.796	41.693	22.392
11	1:32.674	28.581	41.645	22.448
12	1:33.327	28.732	41.977	22.618

12 - Glen Wood

Kevin Mills Racing

Lap	Lap Time	S1	S2	S3
-----	----------	----	----	----



BRITISH FORMULA FORD

BRANDS HATCH

Race 2

Analysis

1	1:43.071	37.863	42.740	22.468
2	1:33.630	29.136	42.006	22.488
3	1:32.597	28.608	41.536	22.453
4	1:32.094	28.761	41.367	21.966
5	1:32.104	28.797	41.354	21.953
6	1:32.405	28.767	41.332	22.306
7	1:32.150	28.745	41.451	21.954
8	1:32.146	28.648	41.348	22.150
9	1:32.259	28.914	41.521	21.824
10	1:32.330	28.807	41.489	22.034
11	1:32.363	28.573	41.692	22.098
12	1:33.514	29.121	42.220	22.173

15 - Philippe Layac

JTR

Lap	Lap Time	S1	S2	S3
1	1:42.365	36.999	42.887	22.479
2	1:33.764	28.575	42.830	22.359
3	1:32.769	28.598	41.764	22.407
4	1:32.056	28.531	41.414	22.111
5	1:31.934	28.440	41.389	22.105
6	1:32.585	28.636	41.720	22.229
7	1:31.868	28.322	41.371	22.175
8	1:32.095	28.761	41.290	22.044
9	1:32.127	28.495	41.397	22.235
10	1:32.400	28.400	41.420	22.580
11	1:33.122	28.526	42.214	22.382
12	1:33.377	28.702	42.502	22.173

16 - Alex Jones

Myerscough College

Lap	Lap Time	S1	S2	S3
1	1:44.085	38.988	42.728	22.369
2	1:33.894	29.169	42.328	22.397
3	1:33.178	28.994	42.006	22.178
4	1:34.228	29.095	42.049	23.084
5	1:34.766	29.325	43.125	22.316
6	1:33.503	28.965	42.187	22.351
7	1:33.639	29.081	42.183	22.375
8	1:33.631	29.104	42.134	22.393
9	1:33.678	29.029	42.242	22.407
10	1:33.187	28.729	42.120	22.338
11	1:33.221	28.814	42.053	22.354
12	1:33.697	29.091	42.286	22.320

17 - Westley Barber

Red Devil Team Comtec

Lap	Lap Time	S1	S2	S3
1	1:38.500	34.467	42.003	22.030
2	1:31.573	28.554	41.154	21.865
3	1:32.913	28.705	41.977	22.231
4	1:31.393	28.115	41.234	22.044
5	1:31.608	28.230	41.474	21.904
6	1:31.635	28.176	41.456	22.003
7	1:31.756	28.242	41.420	22.094
8	1:31.824	28.223	41.500	22.101
9	1:31.848	28.321	41.458	22.069
10	1:31.953	28.363	41.475	22.115

11	1:31.835	28.326	41.499	22.010
12	1:32.672	28.583	41.870	22.219

20 - Matt Dobson

Intermotorsport/SponsorAdiamond.com

Lap	Lap Time	S1	S2	S3
1	1:44.518	39.367	42.702	22.449
2	1:33.840	29.068	42.488	22.284
3	1:33.108	28.792	42.221	22.095
4	1:34.167	28.979	42.206	22.982
5	1:34.127	29.351	42.537	22.239
6	1:33.571	28.944	42.352	22.275
7	1:33.677	29.037	42.271	22.369
8	1:33.332	28.830	42.289	22.213
9	1:33.357	28.733	42.230	22.394
10	1:33.520	28.917	42.333	22.270
11	1:33.438	28.793	42.375	22.270
12	1:33.930	29.074	42.469	22.387

22 - Peter Daghli

Lap	Lap Time	S1	S2	S3
1	1:47.804	40.489	44.252	23.063
2	1:35.650	29.773	43.041	22.836
3	1:35.793	29.667	43.218	22.908
4	1:35.658	29.463	43.147	23.048
5	1:35.167	29.184	43.128	22.855
6	1:36.034	29.701	43.225	23.108
7	1:36.520	30.097	43.342	23.081
8	1:35.069	29.438	42.709	22.922
9	1:35.864	29.645	43.240	22.979
10	1:35.935	29.753	42.956	23.226
11	1:36.056	29.977	43.169	22.910
12	1:37.626	30.362	43.900	23.364

23 - Chris Maliepaard

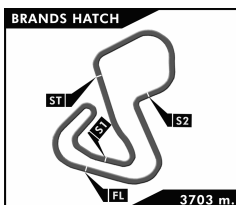
Getem Racing

Lap	Lap Time	S1	S2	S3
1	1:39.243	35.095	42.193	21.955
2	1:33.191	28.960	42.117	22.114
3	1:33.270	28.794	42.232	22.244
4	1:31.578	28.352	41.379	21.847
5	1:31.363	28.095	41.157	22.111
6	1:31.303	28.202	41.233	21.868
7	1:31.615	28.404	41.097	22.114
8	1:33.920	28.919	41.846	23.155
9	1:31.819	28.489	41.427	21.903
10	1:32.825	28.488	41.959	22.378
11	1:33.403	28.848	42.112	22.443
12	1:32.516	28.576	41.654	22.286

24 - Rogier de Wit

JTR

Lap	Lap Time	S1	S2	S3
1	1:42.602	36.562	43.563	22.477
2	1:33.076	28.474	42.256	22.346
3	1:31.679	28.301	41.379	21.999



BRITISH FORMULA FORD

BRANDS HATCH

Race 2

Analysis

4	1:32.244	28.793	41.321	22.130	2	1:35.136	29.480	42.943	22.713
5	1:32.720	28.729	41.960	22.031	3	1:35.382	29.533	43.161	22.688
6	1:31.527	28.210	41.203	22.114	4	1:35.697	29.340	42.765	23.592
7	1:31.858	28.405	41.469	21.984	5	1:35.407	29.758	43.165	22.484
8	1:31.932	28.340	41.333	22.259	6	1:35.283	30.071	42.445	22.767
9	1:32.233	28.509	41.431	22.293	7	1:35.279	29.881	42.808	22.590
10	1:32.413	28.561	41.880	21.972	8	1:37.014	29.973	44.092	22.949
11	1:33.540	28.494	42.722	22.324	9	1:35.506	29.883	42.984	22.639
12	1:33.494	28.691	42.324	22.479	10	1:35.144	29.660	42.680	22.804

33 - Garry Findlay

Driver

Lap	Lap Time	S1	S2	S3
1	1:42.689	37.176	43.107	22.406
2	1:33.542	28.836	42.406	22.300
3	1:32.875	28.769	41.669	22.437
4	1:31.925	28.550	41.391	21.984
5	1:31.949	28.674	41.341	21.934
6	1:32.780	28.887	41.541	22.352
7	1:31.685	28.366	41.316	22.003
8	1:32.474	28.898	41.437	22.139
9	1:32.347	28.914	41.384	22.049
10	1:31.874	28.387	41.422	22.065
11	1:32.706	28.515	41.844	22.347
12	1:32.834	28.588	42.148	22.098

58 - Linton Stuteley

Getem Racing/thebigcoldturkey.com

Lap	Lap Time	S1	S2	S3
1	1:39.094	34.849	42.226	22.019
2	1:34.754	28.784	43.796	22.174
3	1:32.978	28.722	41.908	22.348
4	1:33.037	28.786	41.417	22.834
5	1:31.844	28.623	41.333	21.888
6	1:31.235	28.344	41.113	21.778
7	1:38.754	34.684	41.920	22.150
8	1:32.350	28.627	41.662	22.061
9	1:32.220	28.601	41.499	22.120
10	1:32.176	28.637	41.424	22.115
11	1:32.378	28.616	41.692	22.070
12	1:32.271	28.526	41.555	22.190

44 - Felix Scott

Wrensport

Lap	Lap Time	S1	S2	S3
1	1:45.472	40.034	42.861	22.577
2	1:34.170	29.030	42.503	22.637
3	1:33.396	28.822	41.941	22.633
4	1:35.144	29.893	42.242	23.009
5	1:34.175	29.062	42.432	22.681
6	1:33.985	28.942	42.421	22.622
7	1:33.953	29.006	42.210	22.737
8	1:33.987	29.006	42.183	22.798
9	1:34.076	29.080	42.326	22.670
10	1:34.510	29.269	42.221	23.020
11	1:34.096	29.108	42.235	22.753
12	1:34.568	29.288	42.453	22.827

73 - Callum Holland

Inter Motorsport

Lap	Lap Time	S1	S2	S3
1	1:43.618	38.704	42.567	22.347
2	1:34.107	29.077	42.558	22.472
3	1:33.351	28.727	42.130	22.494
4	1:42.493	28.827	42.179	31.487
5	1:34.753	29.289	42.668	22.796
6	1:34.239	29.700	42.231	22.308
7	1:34.323	28.695	43.120	22.508
8	1:33.846	28.805	42.536	22.505
9	1:34.730	28.876	43.222	22.632
10	1:35.435	30.596	42.402	22.437
11	1:34.346	29.358	42.652	22.336
12	1:34.079	28.925	42.621	22.533

46 - Jamie Jardine

Acer Motorsport

Lap	Lap Time	S1	S2	S3
1	1:46.354	40.010	43.402	22.942
2	1:34.474	29.081	42.633	22.760
3	1:34.585	29.081	42.613	22.891
4	1:35.025	29.206	42.715	23.104
5	1:34.651	29.056	42.729	22.866
6	1:35.832	29.182	43.432	23.218
7	1:36.762	29.347	43.760	23.655
8	4:18.848 B	29.943	44.865	3:04.040

98 - Matt Hamilton

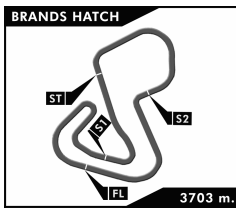
JTR

Lap	Lap Time	S1	S2	S3
1	1:40.320	36.157	42.125	22.038
2	1:33.054	28.493	42.333	22.228
3	1:33.393	28.777	42.195	22.421
4	1:32.288	28.555	41.389	22.344
5	1:31.388	28.180	41.042	22.166
6	1:31.237	28.194	41.200	21.843
7	1:31.850	28.217	41.834	21.799
8	1:32.725	28.380	41.992	22.353
9	1:32.294	28.650	41.185	22.459
10	1:31.660	28.406	41.283	21.971
11	1:33.197	29.095	41.933	22.169
12	1:32.492	28.431	41.695	22.366

55 - Daniel Walker

Slidesports

Lap	Lap Time	S1	S2	S3
1	1:46.795	40.171	43.895	22.729



BRITISH FORMULA FORD

BRANDS HATCH


Race 2

Analysis

99 - Chrissy Palmer

Sterling Motorsports

Lap	Lap Time	S1	S2	S3
1	1:43.289	38.212	42.617	22.460
2	1:33.653	29.147	41.986	22.520
3	1:32.539	28.655	41.488	22.396
4	1:33.080	29.059	41.735	22.286
5	1:33.719	28.986	42.435	22.298
6	1:33.375	29.015	42.183	22.177
7	1:32.939	28.741	42.089	22.109
8	1:32.718	28.785	41.706	22.227
9	1:32.835	28.768	41.865	22.202
10	1:33.181	28.992	41.932	22.257
11	1:33.206	28.817	42.203	22.186
12	1:33.415	28.950	42.072	22.393



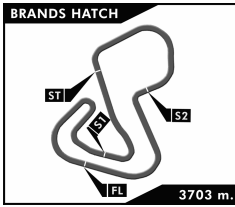
BRITISH FORMULA FORD

BRANDS HATCH

Race 2

Best Sector Times


Sector 1		Sector 2		Sector 3		Pos Driver		Ideal Lap	Best Lap		
Pos	Driver	Time	Driver	Time	Driver	Time					
1	W.Boyd	28.047	M.Hamilton	41.042	T.Blanchard	21.754	1	M.Hamilton	1'31.021	1:31.237	(5)
2	C.Maliepaard	28.095	C.Maliepaard	41.097	L.Stuteley	21.778	2	C.Maliepaard	1'31.039	1:31.303	(6)
3	W.Barber	28.115	T.Blanchard	41.099	M.Hamilton	21.799	3	W.Boyd	1'31.046	1:31.174	(1)
4	M.Hamilton	28.180	D.Brown	41.112	V.Correa	21.801	4	W.Barber	1'31.134	1:31.393	(2)
5	R.de Wit	28.210	L.Stuteley	41.113	G.Wood	21.824	5	L.Stuteley	1'31.235	1:31.235	(14)
6	V.Correa	28.273	W.Boyd	41.149	C.Maliepaard	21.847	6	T.Blanchard	1'31.246	1:31.317	(4)
7	P.Layac	28.322	W.Barber	41.154	W.Boyd	21.850	7	V.Correa	1'31.281	1:31.281	(9)
8	D.Brown	28.331	A.Campfield	41.164	A.Campfield	21.861	8	A.Campfield	1'31.380	1:31.437	(3)
9	L.Stuteley	28.344	R.de Wit	41.203	W.Barber	21.865	9	R.de Wit	1'31.385	1:31.527	(10)
10	A.Campfield	28.355	V.Correa	41.207	M.Sorensen	21.906	10	D.Brown	1'31.489	1:31.615	(7)
11	M.Sorensen	28.358	P.Layac	41.290	J.Cole	21.931	11	M.Sorensen	1'31.589	1:31.708	(8)
12	G.Findlay	28.366	G.Findlay	41.316	G.Findlay	21.934	12	G.Findlay	1'31.616	1:31.685	(11)
13	T.Blanchard	28.393	M.Sorensen	41.325	R.de Wit	21.972	13	P.Layac	1'31.656	1:31.868	(12)
14	J.Cole	28.461	G.Wood	41.332	P.Layac	22.044	14	G.Wood	1'31.729	1:32.094	(13)
15	G.Wood	28.573	C.Palmer	41.488	D.Brown	22.046	15	J.Cole	1'31.924	1:32.178	(15)
16	C.Palmer	28.655	J.Cole	41.532	M.Dobson	22.095	16	C.Palmer	1'32.252	1:32.539	(16)
17	C.Holland	28.695	F.Scott	41.941	C.Palmer	22.109	17	A.Jones	1'32.913	1:33.178	(18)
18	A.Jones	28.729	A.Jones	42.006	A.Jones	22.178	18	M.Dobson	1'33.034	1:33.108	(17)
19	M.Dobson	28.733	C.Holland	42.130	C.Holland	22.308	19	C.Holland	1'33.133	1:33.351	(20)
20	F.Scott	28.822	M.Dobson	42.206	D.Walker	22.484	20	F.Scott	1'33.340	1:33.396	(19)
21	J.Jardine	29.056	D.Walker	42.445	F.Scott	22.577	21	D.Walker	1'34.269	1:35.136	(22)
22	P.Daglish	29.184	J.Jardine	42.613	J.Jardine	22.760	22	J.Jardine	1'34.429	1:34.474	(23)
23	D.Walker	29.340	P.Daglish	42.709	P.Daglish	22.836	23	P.Daglish	1'34.729	1:35.069	(21)



BRITISH FORMULA FORD
BRANDS HATCH
Race 2

Fastest Laps Sequence

Practice Time	Driver	Time	Kph	Driver's Lap
3:08.476	4 Wayne Boyd	1:31.224	146.1	2
4:39.668	4 Wayne Boyd	1:31.192	146.2	3
6:10.842	4 Wayne Boyd	1:31.174	146.2	4



BRITISH FORMULA FORD

BRANDS HATCH

Race 2

Lap Chart

Driver	Lap	Pos	Grid											
			1	2	3	4	5	6	7	8	9	10	11	12
(4) W. Boyd	1	4	4	4	4	4	4	4	4	4	4	4	4	4
(17) W. Barber	2	17	11	11	17	17	17	17	17	17	17	17	17	17
(11) A. Campfield	3	11	17	17	11	11	11	11	3	3	3	3	11	11
(3) T. Blanchard	4	3	3	3	3	3	3	3	11	11	11	11	3	3
(58) L. Stuteley	5	58	58	23	23	23	23	23	23	23	23	23	98	98
(23) C. Maliepaard	6	23	23	5	5	5	5	5	5	98	98	98	23	23
(98) M. Hamilton	7	98	5	7	7	98	98	98	98	5	7	7	7	7
(5) V. Correa	8	5	7	98	98	7	7	7	7	7	5	5	6	6
(7) D. Brown	9	7	98	6	58	24	58	58	24	24	24	24	24	5
(15) P. Loyac	10	15	6	58	6	58	24	24	6	6	6	6	5	24
(6) M. Sorensen	11	6	15	24	24	6	6	6	15	15	15	15	33	33
(2) J. Cole	12	2	24	15	15	15	15	15	33	33	33	33	15	15
(24) R. de Wit	13	24	33	33	33	33	33	33	12	12	12	12	12	12
(33) G. Findlay	14	33	2	12	12	12	12	12	58	58	58	58	58	58
(12) G. Wood	15	12	12	99	99	2	2	2	2	2	2	2	2	2
(99) C. Palmer	16	99	99	2	2	99	99	99	99	99	99	99	99	99
(73) C. Holland	17	73	73	73	73	16	20	20	20	20	20	20	20	20
(16) A. Jones	18	16	16	16	16	20	16	16	16	16	16	16	16	16
(46) J. Jardine	19	46	20	20	20	44	44	44	44	44	44	44	44	44
(20) M. Dobson	20	20	44	44	44	46	46	46	73	73	73	73	73	73
(44) F. Scott	21	44	46	46	46	55	73	73	46	55	55	55	22	22
(18) F. Weiler	22	18	55	55	55	73	55	55	55	22	22	22		
(55) D. Walker	23	55	22	22	22	22	22	22	46					
(22) P. Daglish	24	22												