



Sponsored by Avon Tyres



BRITISH FORMULA FORD

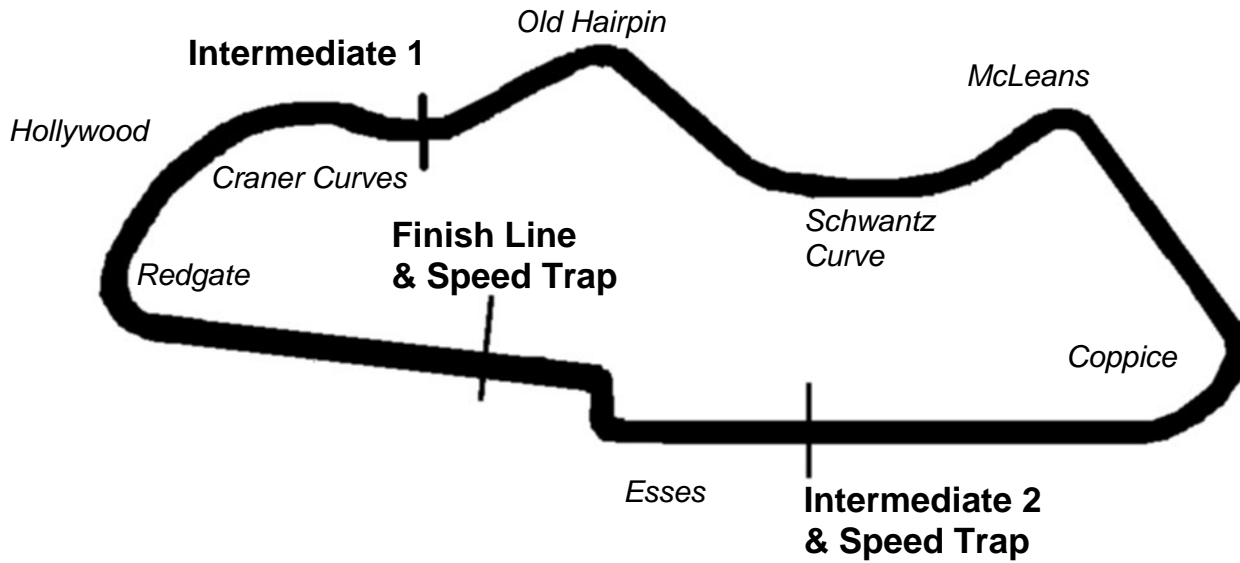
Round 23 24 & 25
Donington Park National

11th & 12th October 2008



Results Provided by Timing Solutions Ltd
www.tsl-timing.com

DONINGTON PARK NATIONAL



Circuit Length:	1.9573 miles / 3150.0 metres
Intermediate 1:	950 metres
Intermediate 2:	2650 metres
Pit In:	3100 metres
Pit Out:	236 metres after Finish Line
Pit In – Pit Out:	287 metres, @60kph = 17.2 seconds, @ 80kph = 12.9 seconds

British Formula Ford Championship

QUALIFYING - RACE 1 - ROUND 23 - CLASSIFICATION

POS	NO	CL	DRIVER / TEAM	CAR	TIME	ON	LAPS	GAP	DIFF	MPH
1	4	C	Wayne BOYD (GBR) Jamun Racing Services	Mygale SJ08	1:10.367	5	15			100.13
2	23	C	Chris MALIEPAARD (NED) Getem Racing	Mygale SJ07	1:10.383	10	14	0.016	0.016	100.11
3	98	C	Matt HAMILTON (GBR) JTR	Mygale SJ08	1:10.480	8	13	0.113	0.097	99.97
4	7	C	David BROWN (GBR) Fluid Motorsport Development	Van Diemen 08	1:10.522	9	15	0.155	0.042	99.91
5	3	C	Tim BLANCHARD (AUS) Jamun Racing Services	Mygale SJ08	1:10.581	13	16	0.214	0.059	99.83
6	24	C	Rogier DE WIT (NED) JTR	Mygale SJ08	1:10.782	9	15	0.415	0.201	99.55
7	11	C	Adrian CAMPFIELD (GBR) Kevin Mills Racing	Spectrum	1:10.783	7	11	0.416	0.001	99.54
8	2	C	James COLE (GBR) Jamun Racing Services	Mygale SJ08	1:10.821	7	15	0.454	0.038	99.49
9	58	C	Linton STUTELEY (GBR) Getem Racing	Mygale 06	1:10.835	9	14	0.468	0.014	99.47
10	5	C	Victor CORREA (BRA) Jamun Racing Services	Mygale SJ08	1:10.890	15	15	0.523	0.055	99.39
11	27	S	Alex JONES (GBR) Kevin Mills Racing	Spectrum 06	1:11.137	7	11	0.770	0.247	99.05
12	99	S	Chrissy PALMER (GBR)	Ray GRS06	1:11.823	5	7	1.456	0.686	98.10
13	64	G	Robert SOUSTER (GBR)	VanDiemen DP07	1:11.824	14	15	1.457	0.001	98.10
14	33	S	Garry FINDLAY (GBR)	Mygale SJ06	1:11.916	15	15	1.549	0.092	97.98
15	73	S	Callum HOLLAND (GBR) Inter Motorsport	Van Diemen DP07	1:11.961	13	14	1.594	0.045	97.91
16	44	S	Felix SCOTT (GBR) Wrensport	Spirit WL06	1:12.242	10	15	1.875	0.281	97.53
17	22	S	Peter DAGLISH (GBR)	Ray GRS07	1:12.331	12	13	1.964	0.089	97.41
18	55	S	Daniel WALKER (GBR)	Mygale SJ06	1:13.597	3	10	3.230	1.266	95.74

Weather / Track : Cloudy / Dry

These results are provisional until the conclusion of any judicial and technical matters.

Donington Park National
Circuit Length = 1.9573 miles
Start: 10:55 End: 11:16

Clerk of Course :		Timekeeper :
-------------------	--	--------------

British Formula Ford Championship

QUALIFYING - RACE 1 - ROUND 23 - SECTOR ANALYSIS

2		James COLE				Jamun Racing Services									
1-	23.071	116.1	40.010	121.6	13.726	91.1	1:16.807	9-	Out	119.0	38.128	130.6	12.871	93.2	3:21.848
2-	20.916	133.9	38.042	130.3	12.799	93.9	1:11.757	10-	20.758	134.2	38.005	130.3	12.600	92.9	1:11.363
3-	20.668	133.9	37.689	130.8	12.742	92.2	1:11.099	11-	20.811	133.2	37.648	130.6	12.661	93.5	1:11.120
4-	20.870	132.9	38.958	128.3	13.537	93.1	1:13.365	12-	20.763	132.6	38.102	130.6	12.727	92.7	1:11.592
5-	20.800	132.9	37.810	130.8	12.676	92.9	1:11.286	13-	20.913	131.8	38.243	129.6	12.944	93.9	1:12.100
6-	20.591	134.2	37.779	132.6	12.713	93.7	1:11.083	14-	20.849	132.9	37.716	130.6	12.663	93.3	1:11.228
7-	20.665	133.2	37.508	131.3	12.648	92.9	1:10.821	15-	20.754	134.5	37.960	130.3	12.585	93.3	1:11.299
8-	20.796	133.2	38.297	109.1	In		1:13.710 P								
3		Tim BLANCHARD				Jamun Racing Services									
1-	22.765	120.3	39.226	122.5	13.254	92.9	1:15.245	9-	20.629	135.0	37.701	133.9	14.713	94.4	1:13.043
2-	20.995	131.8	38.067	130.3	12.739	93.6	1:11.801	10-	20.710	132.6	37.347	131.1	12.609	94.4	1:10.666
3-	20.698	135.0	37.726	130.3	12.703	92.8	1:11.127	11-	21.053	122.5	39.004	129.3	In		1:12.619 P
4-	20.625	134.2	37.497	131.3	12.722	94.5	1:10.844	12-	Out	120.9	38.237	123.6	13.148	94.1	2:23.845
5-	20.587	133.9	37.433	131.1	12.622	94.4	1:10.642	13-	20.628	132.1	37.408	131.3	12.545	94.7	1:10.581
6-	20.571	132.1	37.462	131.1	12.644	94.0	1:10.677	14-	20.662	132.6	37.525	130.8	12.522	94.1	1:10.709
7-	20.553	133.2	37.486	130.6	12.669	94.5	1:10.708	15-	20.690	131.6	37.351	130.6	12.642	94.1	1:10.683
8-	20.617	132.1	37.649	125.7	14.180	93.6	1:12.446	16-	20.499	134.2	37.472	131.6	12.651	92.9	1:10.622
4		Wayne BOYD				Jamun Racing Services									
1-	23.235	120.3	39.884	117.9	13.151	93.7	1:16.270	9-	20.732	135.0	37.385	131.6	12.691	92.8	1:10.808
2-	20.713	133.2	37.664	130.6	12.648	94.1	1:11.025	10-	20.606	134.5	37.372	130.8	12.541	94.0	1:10.519
3-	20.746	133.9	37.941	130.6	12.614	94.5	1:11.301	11-	20.607	134.8	37.290	130.6	12.573	94.0	1:10.470
4-	20.674	135.0	37.436	131.6	12.548	94.3	1:10.658	12-	20.588	134.5	37.252	131.8	12.597	94.0	1:10.437
5-	20.524	134.2	37.351	130.6	12.492	93.7	1:10.367	13-	20.591	133.9	37.550	130.6	12.645	94.0	1:10.786
6-	20.638	134.2	37.539	130.8	12.609	92.8	1:10.786	14-	20.747	134.5	37.654	130.3	12.689	92.8	1:11.090
7-	20.835	132.6	37.489	131.3	In		1:10.113 P	15-	23.928	104.0	47.226	110.6	In		1:25.303 P
8-	Out	131.8	39.545	104.7	13.460	94.0	3:28.986								
5		Victor CORREA				Jamun Racing Services									
1-	22.233	117.1	40.214	126.6	13.385	91.7	1:15.832	9-	20.970	133.4	38.043	131.6	In		1:11.063 P
2-	21.033	132.9	38.416	130.3	12.882	90.2	1:12.331	10-	Out	77.4	51.794	86.8	14.634	92.7	3:36.894
3-	20.911	133.4	37.697	130.6	12.548	94.4	1:11.156	11-	20.821	132.1	37.539	130.6	12.537	93.5	1:10.897
4-	20.564	135.6	38.127	131.1	12.675	93.5	1:11.366	12-	20.692	133.2	37.747	131.1	12.593	92.7	1:11.032
5-	20.841	132.1	37.805	130.8	12.584	92.9	1:11.230	13-	20.870	133.7	39.863	131.6	12.968	93.1	1:13.701
6-	20.713	134.8	37.680	131.3	12.854	91.3	1:11.247	14-	20.728	132.9	37.701	131.6	12.594	93.7	1:11.023
7-	20.765	132.6	39.178	132.6	12.650	94.3	1:12.593	15-	20.528	133.9	37.859	132.1	12.503	94.0	1:10.890
8-	20.695	133.2	37.409	133.2	12.936	91.4	1:11.040								
7		David BROWN				Fluid Motorsport Development									
1-	22.250	114.7	38.812	130.3	12.970	93.6	1:14.032	9-	20.523	132.9	37.513	130.3	12.486	94.5	1:10.522
2-	20.765	131.6	37.791	131.8	12.681	94.3	1:11.237	10-	20.802	129.1	40.112	129.3	In		1:13.032 P
3-	20.695	132.6	37.728	131.6	12.637	93.9	1:11.060	11-	Out	131.6	37.730	129.6	12.623	93.7	2:32.692
4-	20.681	132.4	37.408	133.9	12.543	92.9	1:10.632	12-	20.685	134.5	37.557	130.8	12.575	94.3	1:10.817
5-	20.692	132.6	37.402	131.3	12.582	93.6	1:10.676	13-	20.666	133.4	37.453	131.3	12.537	94.4	1:10.656
6-	20.684	132.6	37.716	130.6	12.574	93.7	1:10.974	14-	20.600	133.2	37.448	131.6	12.490	94.7	1:10.538
7-	20.650	132.9	37.396	130.8	12.620	94.4	1:10.666	15-	21.951	110.7	42.556	111.5	In		1:18.158 P
8-	20.601	133.7	41.929	127.1	12.632	94.5	1:15.162								
11		Adrian CAMPFIELD				Kevin Mills Racing									
1-	22.124	122.0	39.087	129.8	13.047	91.8	1:14.258	7-	20.725	134.5	37.513	130.1	12.545	91.8	1:10.783
2-	20.997	131.1	37.906	129.3	12.747	91.8	1:11.650	8-	20.765	132.1	37.888	129.3	12.771	92.9	1:11.424
3-	20.790	134.5	37.616	129.8	12.972	90.6	1:11.378	9-	20.714	132.9	37.518	130.8	12.575	91.8	1:10.807
4-	20.853	133.2	37.558	129.6	12.659	92.8	1:11.070	10-	20.937	125.0	38.942	129.3	12.788	92.1	1:12.667
5-	20.708	134.8	37.455	129.6	12.653	93.7	1:10.816	11-	20.810	133.4	38.156	127.3	In		1:12.167 P
6-	20.774	132.4	38.547	126.4	12.785	92.8	1:12.106								
22		Peter DAGLISH													
1-	26.408	87.8	48.920	111.5	In		1:32.915 P	8-	21.310	123.1	38.610	128.1	12.910	91.8	1:12.830
2-	Out	105.4	41.168	124.3	13.671	90.0	3:00.725	9-	21.484	122.9	38.722	127.3	13.013	91.1	1:13.219
3-	21.753	116.5	40.000	126.9	13.249	90.4	1:15.002	10-	21.468	121.6	39.193	120.3	13.254	92.3	1:13.915
4-	21.503	119.6	40.078	126.4	13.570	91.6	1:15.151	11-	21.329	126.6	38.564	126.1	13.306	89.7	1:13.199

Donington Park National
Circuit Length = 1.9573 miles
Start: 10:55 End: 11:16

Weather / Track : Cloudy / Dry

British Formula Ford Championship

QUALIFYING - RACE 1 - ROUND 23 - SECTOR ANALYSIS

5 -	21.274	119.4	38.917	130.6	<i>12.876</i>	92.1	1:13.067	12 -	21.224	122.0	38.196	129.6	12.911	91.1	1:12.331
6 -	22.469	115.9	40.587	116.9	In		1:17.831 P	13 -	21.100	124.5	38.830	127.1	13.052	90.3	1:12.982
7 -	Out	112.4	39.212	129.1	13.007	92.4	2:54.338								
23	Chris MALIEPAARD Getem Racing														
1 -	33.446	58.2	48.151	127.6	13.544	91.7	1:35.141	8 -	20.614	133.9	37.671	130.3	12.708	92.9	1:10.993
2 -	20.933	132.6	38.004	130.6	12.694	92.8	1:11.631	9 -	20.606	132.6	37.496	131.3	12.460	94.0	1:10.562
3 -	20.717	132.6	37.557	130.8	12.931	91.2	1:11.205	10 -	20.526	133.9	37.338	130.1	12.519	92.4	1:10.383
4 -	20.699	133.2	37.748	131.3	12.668	93.3	1:11.115	11 -	20.560	132.6	37.878	131.1	12.683	93.6	1:11.121
5 -	25.351	69.3	51.819	95.6	13.924	94.0	1:31.094	12 -	20.607	131.8	39.543	128.3	13.216	94.0	1:13.366
6 -	20.664	133.2	37.633	129.8	12.617	93.2	1:10.914	13 -	20.621	132.9	41.717	109.1	14.021	93.1	1:16.359
7 -	20.636	132.9	38.049	129.8	12.550	93.1	1:11.235	14 -	20.645	132.9	51.145	82.4	In		1:26.190 P
24	Rogier DE WIT JTR														
1 -	36.172	57.8	53.020	129.1	13.656	87.6	1:42.848	9 -	20.677	131.8	37.422	131.1	12.683	92.8	1:10.782
2 -	21.716	131.3	37.915	130.1	12.657	90.6	1:12.288	10 -	20.669	132.4	37.656	130.1	12.581	93.3	1:10.906
3 -	20.880	131.8	37.724	129.6	12.726	91.6	1:11.330	11 -	20.777	120.9	38.907	129.3	In		1:12.105 P
4 -	20.806	131.3	37.728	129.8	12.617	93.2	1:11.151	12 -	Out	129.3	37.849	129.3	12.947	89.8	2:22.695
5 -	24.597	66.8	42.214	128.3	12.920	92.4	1:19.731	13 -	20.834	130.8	37.488	132.1	12.674	92.2	1:10.996
6 -	20.784	134.5	37.887	128.8	12.714	93.1	1:11.385	14 -	20.800	131.8	38.048	128.8	12.747	92.7	1:11.595
7 -	20.804	131.8	37.638	129.1	12.549	91.3	1:10.991	15 -	20.753	132.1	38.767	127.8	In		1:12.293 P
8 -	21.119	124.5	43.904	83.7	16.715	94.3	1:21.738								
27	Alex JONES Kevin Mills Racing														
1 -	21.780	121.4	39.154	130.8	13.291	91.1	1:14.225	7 -	20.775	130.3	37.658	130.1	12.704	91.8	1:11.137
2 -	20.919	130.3	37.876	132.4	12.947	92.3	1:11.742	8 -	20.827	130.3	37.832	129.8	12.685	91.9	1:11.344
3 -	20.753	132.6	37.807	131.6	13.003	91.1	1:11.563	9 -	20.696	131.3	38.618	128.6	12.739	93.1	1:12.053
4 -	20.896	129.3	37.973	129.8	12.826	92.8	1:11.695	10 -	22.491	114.7	38.319	128.8	12.778	93.1	1:13.588
5 -	20.837	130.3	37.728	129.6	12.852	92.3	1:11.417	11 -	24.349	104.7	39.272	128.3	In		1:15.991 P
6 -	20.796	130.1	38.009	129.8	12.752	91.3	1:11.557								
33	Garry FINDLAY														
1 -	22.994	114.1	40.391	128.1	13.874	92.3	1:17.259	9 -	Out	122.9	38.575	129.1	13.091	92.8	3:05.429
2 -	21.279	129.1	38.978	130.3	13.126	92.2	1:13.383	10 -	21.039	131.6	38.211	129.3	13.107	92.7	1:12.357
3 -	21.463	125.7	38.897	129.6	13.067	91.8	1:13.427	11 -	20.856	132.6	38.364	129.3	13.146	93.5	1:12.366
4 -	21.131	128.6	38.489	128.6	12.940	92.6	1:12.560	12 -	20.884	131.3	38.483	128.8	12.910	93.2	1:12.277
5 -	21.011	129.8	38.275	128.6	13.080	92.4	1:12.366	13 -	20.966	129.3	38.427	132.4	12.908	92.6	1:12.301
6 -	21.024	130.6	38.228	129.1	12.953	92.8	1:12.205	14 -	20.912	130.8	38.254	130.3	12.829	93.5	1:11.995
7 -	21.014	130.6	38.265	129.8	12.995	92.9	1:12.274	15 -	20.879	130.6	38.179	129.8	12.858	92.7	1:11.916
8 -	20.977	131.3	38.462	130.1	In		1:13.288 P								
44	Felix SCOTT Wrensport														
1 -	23.254	110.9	40.806	124.0	26.746	83.6	1:30.806	9 -	21.186	125.9	38.068	127.6	13.046	91.6	1:12.300
2 -	21.979	127.1	39.709	125.9	13.312	87.5	1:15.000	10 -	21.135	126.4	38.278	127.8	12.829	92.2	1:12.242
3 -	21.533	125.7	38.849	125.7	13.112	92.8	1:13.494	11 -	21.036	125.9	43.693	125.2	In		1:17.456 P
4 -	21.858	122.0	38.523	128.6	12.854	92.4	1:13.235	12 -	Out	120.1	38.632	126.9	13.421	92.9	2:54.587
5 -	21.026	125.2	38.516	129.6	13.054	92.7	1:12.596	13 -	21.231	124.0	38.357	127.3	12.985	92.4	1:12.573
6 -	20.956	125.0	42.086	108.2	13.705	92.6	1:16.747	14 -	21.262	127.3	38.423	126.9	13.020	90.3	1:12.705
7 -	21.131	124.5	38.246	128.3	13.135	91.9	1:12.512	15 -	21.176	125.4	38.564	127.3	12.884	92.3	1:12.624
8 -	21.109	126.9	38.293	126.1	13.077	91.1	1:12.479								
55	Daniel WALKER														
1 -	26.483	85.2	41.587	127.3	13.889	89.7	1:21.959	6 -	21.343	119.4	39.805	128.1	13.618	89.0	1:14.766
2 -	21.904	119.4	39.036	129.1	13.394	90.4	1:14.334	7 -	21.809	118.4	38.698	132.1	13.460	91.7	1:13.967
3 -	21.655	123.6	38.765	129.1	13.177	90.7	1:13.597	8 -	21.391	128.1	39.821	124.5	13.847	90.3	1:15.059
4 -	21.453	127.8	38.940	129.1	13.619	88.4	1:14.012	9 -	21.804	116.7	38.929	129.8	13.501	89.4	1:14.234
5 -	21.801	121.1	38.770	128.8	13.832	90.6	1:14.403	10 -	21.581	120.3	38.532	130.8	13.734	86.4	1:13.847
58	Linton STUTELEY Getem Racing														
1 -	Out	119.0	41.933	129.3	13.517	89.4	1:14.107	8 -	20.702	131.8	40.019	90.7	15.416	94.5	1:16.137
2 -	21.016	130.6	37.902	130.3	12.917	92.8	1:11.835	9 -	20.672	132.9	37.467	130.6	12.696	93.9	1:10.835
3 -	20.719	134.2	37.795	130.3	12.873	92.2	1:11.387	10 -	20.848	128.6	39.834	117.3	In		1:13.190 P
4 -	20.767	133.7	37.685	133.4	12.780	93.9	1:11.232	11 -	Out	126.6	38.483	129.8	13.099	92.8	2:54.903
5 -	24.606	91.2	48.431	125.0	13.297	94.1	1:26.334	12 -	20.742	133.4	38.057	130.8	12.711	92.4	1:11.510

Donington Park National
Circuit Length = 1.9573 miles
Start: 10:55 End: 11:16

Weather / Track : Cloudy / Dry

British Formula Ford Championship

QUALIFYING - RACE 1 - ROUND 23 - SECTOR ANALYSIS

6 -	20.760	133.9	37.708	130.6	12.815	92.9	1:11.283	13 -	20.730	131.8	37.817	130.3	12.766	92.7	1:11.313
7 -	20.712	131.8	37.655	130.8	12.653	93.3	1:11.020	14 -	21.472	124.3	39.546	123.1	In		1:13.694 P
64	Robert SOUSTER														
1 -	22.855	111.1	39.797	128.1	13.353	90.1	1:16.005	9 -	21.217	125.9	38.640	127.6	13.063	92.2	1:12.920
2 -	21.239	125.0	39.241	127.6	13.311	90.3	1:13.791	10 -	20.950	129.1	38.015	128.1	12.943	91.9	1:11.908
3 -	21.444	125.2	38.898	127.3	13.078	91.4	1:13.420	11 -	21.035	129.1	39.357	123.4	In		1:14.971 P
4 -	21.118	126.4	38.424	128.3	13.146	91.2	1:12.688	12 -	Out	114.3	38.923	128.3	13.088	91.7	3:14.295
5 -	21.263	125.7	38.290	128.3	13.057	90.8	1:12.610	13 -	21.037	126.6	38.623	128.8	13.071	91.8	1:12.731
6 -	21.395	125.0	38.572	126.9	13.336	92.7	1:13.303	14 -	20.986	128.1	38.010	128.1	12.828	92.4	1:11.824
7 -	20.960	128.3	38.032	127.8	12.994	91.2	1:11.986	15 -	21.140	126.6	38.037	129.1	12.820	91.3	1:11.997
8 -	20.985	127.3	38.197	128.3	12.938	92.1	1:12.120								
73	Callum HOLLAND Inter Motorsport														
1 -	Out	106.4	44.740	124.0	14.336	91.1	1:19.819	8 -	21.025	131.3	38.349	128.6	13.033	85.9	1:12.407
2 -	21.325	125.9	38.722	128.8	13.501	90.9	1:13.548	9 -	21.180	131.3	38.044	128.6	12.984	90.7	1:12.208
3 -	21.422	122.2	38.456	130.3	13.220	91.6	1:13.098	10 -	21.793	115.7	40.954	124.7	14.400	91.2	1:17.147
4 -	21.163	127.6	38.762	129.1	13.036	91.8	1:12.961	11 -	20.995	130.6	38.444	128.1	13.013	91.4	1:12.452
5 -	21.490	128.1	38.614	128.1	13.093	91.6	1:13.197	12 -	21.293	124.7	39.198	128.1	13.197	93.2	1:13.688
6 -	21.105	127.8	38.383	128.6	12.868	91.2	1:12.356	13 -	20.971	130.6	38.147	127.6	12.843	91.7	1:11.961
7 -	21.017	130.3	38.367	128.3	12.829	91.6	1:12.213	14 -	22.677	106.4	44.933	127.3	In		1:21.328 P
98	Matt HAMILTON JTR														
1 -	22.908	112.0	40.318	127.1	13.736	92.2	1:16.962	8 -	20.676	131.8	37.274	131.3	12.530	92.7	1:10.480
2 -	20.843	132.1	37.827	131.3	12.817	93.1	1:11.487	9 -	20.976	128.1	40.196	130.1	12.656	93.2	1:13.828
3 -	20.854	131.3	39.723	129.3	12.663	92.2	1:13.240	10 -	20.643	131.1	37.369	129.3	12.596	92.3	1:10.608
4 -	20.827	129.1	38.112	129.3	12.621	92.3	1:11.560	11 -	20.757	131.1	37.544	129.3	12.574	92.6	1:10.875
5 -	20.814	130.6	37.937	130.1	12.932	89.5	1:11.683	12 -	20.759	130.3	37.727	129.1	13.134	92.2	1:11.620
6 -	20.825	131.8	37.596	130.8	12.602	92.9	1:11.023	13 -	21.399	119.4	38.163	128.8	In		1:12.990 P
7 -	20.650	131.1	37.731	130.8	12.528	92.6	1:10.909								
99	Chrissy PALMER														
1 -	22.180	125.2	39.803	127.6	13.234	90.8	1:15.217	5 -	20.959	128.8	37.864	129.8	13.000	90.8	1:11.823
2 -	21.456	130.3	38.412	125.9	12.789	91.9	1:12.657	6 -	21.126	131.1	38.366	126.4	12.975	84.0	1:12.467
3 -	21.168	129.6	37.948	130.1	12.989	93.7	1:12.105	7 -	24.237	119.6	38.624	128.3	In		1:17.060 P
4 -	21.140	129.6	37.836	129.8	13.145	93.2	1:12.121								

British Formula Ford Championship
QUALIFYING - RACE 1 - ROUND 23 - SPEED TRAPS

SECTOR 1				SECTOR 2			FINISH LINE			
POS	NO	NAME	MPH	NO	NAME	MPH	NO	NAME	MPH	
1	5	Victor CORREA	135.6	3	Tim BLANCHARD	133.9	3	Tim BLANCHARD	94.7	
2	3	Tim BLANCHARD	135.0	7	David BROWN	133.9	7	David BROWN	94.7	
3	4	Wayne BOYD	135.0	58	Linton STUTELEY	133.4	4	Wayne BOYD	94.5	
4	11	Adrian CAMPFIELD	134.8	5	Victor CORREA	133.2	58	Linton STUTELEY	94.5	
5	2	James COLE	134.5	2	James COLE	132.6	5	Victor CORREA	94.4	
6	7	David BROWN	134.5	27	Alex JONES	132.4	24	Rogier DE WIT	94.3	
7	24	Rogier DE WIT	134.5	33	Garry FINDLAY	132.4	23	Chris MALIEPAARD	94.0	
8	58	Linton STUTELEY	134.2	24	Rogier DE WIT	132.1	2	James COLE	93.9	
9	23	Chris MALIEPAARD	133.9	55	Daniel WALKER	132.1	99	Chrissy PALMER	93.7	
10	27	Alex JONES	132.6	4	Wayne BOYD	131.8	33	Garry FINDLAY	93.5	
11	33	Garry FINDLAY	132.6	23	Chris MALIEPAARD	131.3	73	Callum HOLLAND	93.2	
12	98	Matt HAMILTON	132.1	98	Matt HAMILTON	131.3	98	Matt HAMILTON	93.2	
13	73	Callum HOLLAND	131.3	11	Adrian CAMPFIELD	130.8	11	Adrian CAMPFIELD	93.1	
14	99	Chrissy PALMER	131.1	22	Peter DAGLISH	130.6	27	Alex JONES	93.1	
15	64	Robert SOUSTER	129.1	73	Callum HOLLAND	130.3	44	Felix SCOTT	92.9	
16	55	Daniel WALKER	128.1	99	Chrissy PALMER	130.1	64	Robert SOUSTER	92.7	
17	44	Felix SCOTT	127.3	44	Felix SCOTT	129.6	22	Peter DAGLISH	92.4	
18	22	Peter DAGLISH	126.6	64	Robert SOUSTER	129.1	55	Daniel WALKER	91.7	

Weather / Track : Cloudy / Dry

www.tsl-timing.com

Donington Park National
 Circuit Length = 1.9573 miles
 Start: 10:55 End: 11:16

Printed - 11.17 Saturday, 11 October 2008

British Formula Ford Championship

QUALIFYING - RACE 1 - ROUND 23 - BEST SECTOR TIMES

SECTOR 1			SECTOR 2			SECTOR 3			IDEAL / BEST COMPARISON						
POS	NO	NAME	TIME	NO	NAME	TIME	NO	NAME	TIME	POS	NO	NAME	IDEAL	BEST	DIFF
1	3	BLANCHARD	20.499	4	BOYD	37.252	23	MALIEPAARD	12.460	1	4	BOYD	1:10.268	1:10.367	0.099
2	7	BROWN	20.523	98	HAMILTON	37.274	7	BROWN	12.486	2	23	MALIEPAARD	1:10.324	1:10.383	0.059
3	4	BOYD	20.524	23	MALIEPAARD	37.338	4	BOYD	12.492	3	3	BLANCHARD	1:10.368	1:10.581	0.213
4	23	MALIEPAARD	20.526	3	BLANCHARD	37.347	5	CORREA	12.503	4	7	BROWN	1:10.405	1:10.522	0.117
5	5	CORREA	20.528	7	BROWN	37.396	3	BLANCHARD	12.522	5	5	CORREA	1:10.440	1:10.890	0.450
6	2	COLE	20.591	5	CORREA	37.409	98	HAMILTON	12.528	6	98	HAMILTON	1:10.445	1:10.480	0.035
7	98	HAMILTON	20.643	24	DE WIT	37.422	11	CAMPFIELD	12.545	7	24	DE WIT	1:10.640	1:10.782	0.142
8	24	DE WIT	20.669	11	CAMPFIELD	37.455	24	DE WIT	12.549	8	2	COLE	1:10.684	1:10.821	0.137
9	58	STUTELEY	20.672	58	STUTELEY	37.467	2	COLE	12.585	9	11	CAMPFIELD	1:10.708	1:10.783	0.075
10	27	JONES	20.696	2	COLE	37.508	58	STUTELEY	12.653	10	58	STUTELEY	1:10.792	1:10.835	0.043
11	11	CAMPFIELD	20.708	27	JONES	37.658	27	JONES	12.685	11	27	JONES	1:11.039	1:11.137	0.098
12	33	FINDLAY	20.856	99	PALMER	37.836	99	PALMER	12.789	12	99	PALMER	1:11.584	1:11.823	0.239
13	64	SOUSTER	20.950	64	SOUSTER	38.010	64	SOUSTER	12.820	13	64	SOUSTER	1:11.780	1:11.824	0.044
14	44	SCOTT	20.956	73	HOLLAND	38.044	33	FINDLAY	12.829	14	73	HOLLAND	1:11.844	1:11.961	0.117
15	99	PALMER	20.959	44	SCOTT	38.068	44	SCOTT	12.829	15	44	SCOTT	1:11.853	1:12.242	0.389
16	73	HOLLAND	20.971	33	FINDLAY	38.179	73	HOLLAND	12.829	16	33	FINDLAY	1:11.864	1:11.916	0.052
17	22	DAGLISH	21.100	22	DAGLISH	38.196	22	DAGLISH	12.876	17	22	DAGLISH	1:12.172	1:12.331	0.159
18	55	WALKER	21.343	55	WALKER	38.532	55	WALKER	13.177	18	55	WALKER	1:13.052	1:13.597	0.545
											Perfect Lap		1:10.211		

Weather / Track : Cloudy / Dry


www.tsl-timing.com

Donington Park National
Circuit Length = 1.9573 miles
Start: 10:55 End: 11:16

Printed - 11.17 Saturday, 11 October 2008

British Formula Ford Championship

RACE 1 - ROUND 23 - GRID


ROW 9	1:12.331 22 Peter DAGLISH	1:13.597 55 Daniel WALKER
ROW 8	1:11.961 73 Callum HOLLAND	1:12.242 44 Felix SCOTT
ROW 7	1:11.824 64 Robert SOUSTER	1:11.916 33 Garry FINDLAY
ROW 6	1:11.137 27 Alex JONES	1:11.823 99 Chrissy PALMER
ROW 5	1:10.835 58 Linton STUTELEY	1:10.890 5 Victor CORREA
ROW 4	1:10.783 11 Adrian CAMPFIELD	1:10.821 2 James COLE
ROW 3	1:10.581 3 Tim BLANCHARD	1:10.782 24 Rogier DE WIT
ROW 2	1:10.480 98 Matt HAMILTON	1:10.522 7 David BROWN
ROW 1	1:10.367 4 Wayne BOYD	1:10.383 23 Chris MALIEPAARD
Pole		
		

Donington Park National
Circuit Length = 1.9573 miles

These results are provisional until the conclusion of any judicial and technical matters.

Clerk of Course :		Timekeeper :
-------------------	--	--------------

British Formula Ford Championship
RACE 4 - ROUND 24 - GRID - AMENDED

ROW 9	1:12.830 22 Peter DAGLISH	1:13.847 55 Daniel WALKER
ROW 8	1:12.208 73 Callum HOLLAND	1:12.300 44 Felix SCOTT
ROW 7	1:11.995 33 Garry FINDLAY	1:12.105 99 Chrissy PALMER
ROW 6	1:11.344 27 Alex JONES	1:11.908 64 Robert SOUSTER
ROW 5	1:11.020 58 Linton STUTELEY	1:11.083 2 James COLE
ROW 4	1:10.897 5 Victor CORREA	1:10.906 24 Rogier DE WIT
ROW 3	1:10.622 3 Tim BLANCHARD	1:10.807 11 Adrian CAMPFIELD
ROW 2	1:10.562 23 Chris MALIEPAARD	1:10.608 98 Matt HAMILTON
ROW 1	1:10.437 4 Wayne BOYD	1:10.538 7 David BROWN
Pole		
		

Donington Park National
 Circuit Length = 1.9573 miles

These results are provisional until the conclusion of any judicial and technical matters.

Clerk of Course :		Timekeeper :
-------------------	--	--------------

British Formula Ford Championship

RACE 1 - ROUND 23 - CLASSIFICATION

POS	NO	CL	NAME	ENTRY	LAPS	TIME	GAP	DIFF	MPH	BEST	ON
1	5	C	Victor CORREA	Mygale SJ08 - Jamun Racing Services	14	18:46.353			87.58	1:15.993	14
2	7	C	David BROWN	Van Diemen 08 - Fluid Motorsport Developr	14	18:46.439	0.086	0.086	87.57	1:16.203	14
3	4	C	Wayne BOYD	Mygale SJ08 - Jamun Racing Services	14	18:47.939	1.586	1.500	87.45	1:17.487	12
4	23	C	Chris MALIEPAARD	Mygale SJ07 - Getem Racing	14	18:55.916	9.563	7.977	86.84	1:16.771	14
5	99	S	Chrissy PALMER	Ray GRS06 -	14	18:57.170	10.817	1.254	86.74	1:16.670	14
6	24	C	Rogier DE WIT	Mygale SJ08 - JTR	14	18:57.548	11.195	0.378	86.72	1:16.830	13
7	98	C	Matt HAMILTON	Mygale SJ08 - JTR	14	18:58.090	11.737	0.542	86.67	1:18.244	14
8	58	C	Linton STUTELEY	Mygale 06 - Getem Racing	14	18:58.886	12.533	0.796	86.61	1:17.868	13
9	2	C	James COLE	Mygale SJ08 - Jamun Racing Services	14	18:59.103	12.750	0.217	86.60	1:16.146	13
10	27	S	Alex JONES	Spectrum 06 - Kevin Mills Racing	14	18:59.385	13.032	0.282	86.58	1:16.882	13
11	33	S	Garry FINDLAY	Mygale SJ06 -	14	19:13.998	27.645	14.613	85.48	1:15.766	14
12	73	S	Callum HOLLAND	Van Diemen DP07 - Inter Motorsport	14	19:18.834	32.481	4.836	85.12	1:17.466	14
13	64	G	Robert SOUSTER	VanDiemen DP07 -	13	18:51.731	1 lap	1 lap	80.94	1:25.131	7
14	22	S	Peter DAGLISH	Ray GRS07 -	12	19:01.650	2 laps	1 lap	74.06	1:27.055	10

NOT CLASSIFIED

<i>DNF</i>	44	S	Felix SCOTT	Spirit WL06 - Wrensport	6	9:24.573	8 laps	6 laps	74.88	1:26.715	2
<i>DNF</i>	3	C	Tim BLANCHARD	Mygale SJ08 - Jamun Racing Services	8	10:58.592	6 laps	0.000	85.59	1:20.416	7
<i>DNF</i>	11	C	Adrian CAMPFIELD	Spectrum - Kevin Mills Racing	2	2:59.516	12 laps	6 laps	78.50	1:26.843	1

FASTEST LAP

5	C	Victor CORREA	Mygale SJ08 - Jamun Racing Services	14	1:15.993	92.72 mph	149.22 kph
33	S	Garry FINDLAY	Mygale SJ06 -	14	1:15.766	93.00 mph	149.67 kph
64	G	Robert SOUSTER	VanDiemen DP07 -	7	1:25.131	82.77 mph	133.20 kph

Weather / Track : Cloudy / Dry

These results are provisional until the conclusion of any judicial and technical matters.

Donington Park National
Circuit Length = 1.9573 miles
Start: 15:26 End: 15:45

Clerk of Course :

Timekeeper :

British Formula Ford Championship
RACE 1 - ROUND 23 - SECTOR ANALYSIS

2	James COLE				Jamun Racing Services										
1 -	92.6	43.204	132.6	14.692	84.5	1:26.644	8 -	22.952	106.7	43.343	124.0	14.282	86.0	1:20.577	
2 -	24.545	98.7	43.831	129.3	22.464	82.5	1:30.840	9 -	22.858	109.1	43.698	123.8	14.481	86.9	1:21.037
3 -	23.412	105.0	44.708	119.2	15.653	82.6	1:23.773	10 -	22.505	111.3	42.991	125.7	14.397	86.7	1:19.893
4 -	23.805	101.7	44.190	122.9	14.760	86.7	1:22.755	11 -	22.172	109.7	42.184	125.9	13.592	91.2	1:17.948
5 -	23.283	101.7	45.443	123.4	14.250	89.1	1:22.976	12 -	21.892	115.7	40.954	129.3	14.038	87.0	1:16.884
6 -	23.357	98.7	44.137	122.7	14.035	89.6	1:21.529	13 -	21.981	116.3	40.593	129.6	13.572	90.6	1:16.146
7 -	22.885	107.7	43.285	122.7	14.165	89.8	1:20.335	14 -	21.662	116.1	42.268	128.1	13.836	91.6	1:17.766
3	Tim BLANCHARD				Jamun Racing Services										
1 -	99.7	42.442	132.4	14.786	86.3	1:24.790	5 -	23.579	110.7	44.807	122.5	14.606	88.5	1:22.992	
2 -	24.209	105.0	43.636	127.3	15.291	83.0	1:23.136	6 -	23.096	113.7	43.395	123.8	14.324	88.3	1:20.815
3 -	23.519	105.0	44.013	124.3	15.218	84.9	1:22.750	7 -	22.770	115.1	43.333	124.7	14.313	88.3	1:20.416
4 -	23.642	107.7	44.358	122.7	15.031	86.3	1:23.031	8 -	22.634	115.3	43.149	125.9	14.879	84.3	1:20.662
4	Wayne BOYD				Jamun Racing Services										
1 -	102.1	41.987	127.8	14.627	85.6	1:23.248	8 -	22.940	105.2	43.218	124.0	13.981	89.0	1:20.139	
2 -	24.305	101.1	43.207	124.5	15.147	85.4	1:22.659	9 -	22.586	107.0	43.338	122.9	14.358	87.7	1:20.282
3 -	23.585	107.5	44.219	120.9	15.229	85.3	1:23.033	10 -	22.510	110.6	43.412	122.5	14.043	89.0	1:19.965
4 -	23.436	103.6	44.524	120.9	14.953	85.9	1:22.913	11 -	22.179	113.9	42.897	124.0	13.623	90.9	1:18.699
5 -	23.440	104.7	44.510	121.8	14.336	88.0	1:22.286	12 -	21.949	107.9	42.004	126.6	13.534	89.1	1:17.487
6 -	22.839	107.2	43.901	122.5	14.151	88.2	1:20.891	13 -	21.879	111.7	41.729	126.1	14.301	86.6	1:17.909
7 -	22.870	107.4	43.354	123.1	14.399	88.0	1:20.623	14 -	22.706	107.9	41.515	127.8	13.584	90.2	1:17.805
5	Victor CORREA				Jamun Racing Services										
1 -	94.7	42.430	130.6	14.760	85.6	1:25.436	8 -	22.789	109.8	42.593	128.8	14.320	85.5	1:19.702	
2 -	23.737	102.1	44.076	126.1	15.225	84.5	1:23.038	9 -	22.441	113.9	43.795	124.7	14.373	86.0	1:20.609
3 -	23.402	108.4	45.284	120.5	15.205	83.6	1:23.891	10 -	22.497	103.9	42.952	125.7	14.046	89.1	1:19.495
4 -	23.885	101.1	44.341	124.3	15.003	86.5	1:23.229	11 -	22.260	114.5	42.383	126.4	13.637	90.2	1:18.280
5 -	23.695	102.0	44.176	125.2	14.537	88.0	1:22.408	12 -	22.013	114.1	41.336	129.6	13.618	90.0	1:16.967
6 -	22.836	103.1	43.513	125.4	14.279	88.0	1:20.628	13 -	21.651	115.7	41.353	129.6	13.799	90.1	1:16.803
7 -	22.623	108.1	43.054	125.7	14.197	88.9	1:19.874	14 -	21.706	120.5	40.798	127.8	13.489	90.3	1:15.993
7	David BROWN				Fluid Motorsport Development										
1 -	97.3	42.372	131.3	14.517	85.9	1:24.314	8 -	22.689	110.2	43.154	124.5	14.311	88.5	1:20.154	
2 -	24.218	96.6	43.587	124.3	14.999	83.6	1:22.804	9 -	22.391	113.0	43.158	124.7	14.737	87.0	1:20.286
3 -	23.401	103.4	44.200	122.2	15.100	84.8	1:22.701	10 -	22.377	110.7	42.722	125.9	13.975	90.3	1:19.074
4 -	23.275	100.6	44.007	123.4	15.150	87.2	1:22.432	11 -	22.199	110.7	42.697	126.4	14.020	90.9	1:18.916
5 -	23.392	103.4	44.593	124.0	14.575	88.0	1:22.560	12 -	21.980	112.8	41.668	128.3	13.641	91.4	1:17.289
6 -	23.272	104.5	43.598	124.3	14.578	87.3	1:21.448	13 -	21.652	115.7	41.534	128.3	14.313	89.2	1:17.499
7 -	22.935	105.7	43.411	124.5	14.413	90.0	1:20.759	14 -	22.288	116.3	40.587	129.3	13.328	92.3	1:16.203
11	Adrian CAMPFIELD				Kevin Mills Racing										
1 -	89.0	43.281	130.8	15.086	86.5	1:26.843	2 -	24.190	102.6	43.804	127.1	In			1:32.673 P
22	Peter DAGLISH														
1 -	86.9	46.753	124.0	15.081	86.0	1:33.292	7 -	25.572	86.7	49.551	117.5	15.821	81.6	1:30.944	
2 -	36.573	86.5	57.640	94.4	16.885	80.6	1:51.098	8 -	25.717	89.5	49.953	112.8	16.002	84.7	1:31.672
3 -	25.675	89.4	52.709	93.9	16.870	81.3	1:35.254	9 -	25.147	92.8	48.103	117.5	15.458	84.8	1:28.708
4 -	29.826	85.3	48.717	115.7	16.064	83.7	1:34.607	10 -	24.995	90.8	47.153	118.1	14.907	86.0	1:27.055
5 -	25.787	88.2	48.490	117.7	15.728	78.6	1:30.005	11 -	24.536	94.0	46.631	96.4	16.775	82.4	1:27.942
6 -	26.223	87.5	1:19.982	88.5	16.752	83.3	2:02.957	12 -	24.079	101.8	47.263	94.1	16.774	85.8	1:28.116
23	Chris MALIEPAARD				Getem Racing										
1 -	101.8	42.660	126.9	14.865	86.3	1:24.589	8 -	22.589	107.0	43.087	125.2	14.390	87.3	1:20.066	
2 -	24.170	102.8	43.837	123.4	15.554	83.5	1:23.561	9 -	22.384	110.4	45.357	118.8	14.775	86.1	1:22.516
3 -	23.935	103.1	45.121	122.0	15.264	83.9	1:24.320	10 -	22.698	108.6	43.362	123.1	14.425	87.0	1:20.485
4 -	23.484	105.0	44.030	123.4	15.029	85.7	1:22.543	11 -	22.293	109.5	43.333	123.6	14.193	88.4	1:19.819
5 -	23.197	106.5	44.604	124.0	14.497	89.0	1:22.298	12 -	22.161	106.0	42.746	124.5	14.090	89.5	1:18.997
6 -	23.007	104.5	43.962	123.4	14.703	89.1	1:21.672	13 -	21.862	116.9	42.384	125.2	13.748	90.6	1:17.994
7 -	22.597	106.5	43.456	124.3	14.232	88.8	1:20.285	14 -	21.668	117.3	41.575	124.7	13.528	91.1	1:16.771

Donington Park National
Circuit Length = 1.9573 miles
Start: 15:26 End: 15:45

Weather / Track : Cloudy / Dry

British Formula Ford Championship
RACE 1 - ROUND 23 - SECTOR ANALYSIS

24	Rogier DE WIT				JTR										
1 -	94.1	43.550	127.6	14.812	83.7	1:26.456	8 -	22.446	114.5	43.818	122.5	15.503	74.7	1:21.767	
2 -	23.957	98.8	44.314	125.2	15.323	82.7	1:23.594	9 -	24.066	110.4	44.122	121.1	14.463	86.9	1:22.651
3 -	23.421	104.2	44.892	124.3	15.408	83.6	1:23.721	10 -	22.194	115.3	43.373	121.1	14.061	89.2	1:19.628
4 -	23.882	100.8	44.464	124.5	15.532	86.1	1:23.878	11 -	22.053	118.6	42.234	123.6	13.853	89.7	1:18.140
5 -	24.015	98.1	45.927	121.4	14.878	86.8	1:24.820	12 -	21.745	120.1	41.856	125.9	13.934	88.4	1:17.535
6 -	23.442	104.5	43.282	123.1	14.246	88.8	1:20.970	13 -	21.729	118.8	41.001	128.1	14.100	89.7	1:16.830
7 -	22.682	110.7	43.417	123.4	14.239	88.9	1:20.338	14 -	22.157	111.3	41.736	128.8	13.327	93.3	1:17.220
27	Alex JONES				Kevin Mills Racing										
1 -	93.9	43.752	129.8	14.666	86.3	1:27.984	8 -	22.492	113.0	43.612	125.7	15.262	79.4	1:21.366	
2 -	24.393	96.6	44.067	126.6	15.374	85.6	1:23.834	9 -	24.390	113.2	44.851	121.6	14.377	88.4	1:23.618
3 -	23.403	105.8	44.651	123.6	15.398	86.0	1:23.452	10 -	22.662	109.5	43.718	122.2	13.871	90.4	1:20.251
4 -	23.770	105.2	44.542	123.6	15.228	86.3	1:23.540	11 -	22.244	111.5	42.383	122.7	13.660	91.3	1:18.287
5 -	23.717	103.6	45.340	124.3	14.748	88.7	1:23.805	12 -	22.077	114.3	41.351	126.4	14.236	90.0	1:17.664
6 -	23.544	108.8	43.559	124.0	14.376	88.9	1:21.479	13 -	22.282	111.5	41.135	127.3	13.465	90.9	1:16.882
7 -	22.671	112.4	43.058	126.4	14.347	90.3	1:20.076	14 -	21.743	119.0	41.562	128.1	13.842	92.1	1:17.147
33	Garry FINDLAY														
1 -	91.8	43.596	130.8	14.886	87.3	1:28.433	8 -	23.605	106.7	44.105	122.7	15.138	86.3	1:22.848	
2 -	24.865	94.3	43.824	123.6	15.527	84.9	1:24.216	9 -	23.441	106.7	45.060	119.8	15.058	85.9	1:23.559
3 -	23.488	106.5	45.358	120.7	15.461	84.7	1:24.307	10 -	23.342	108.6	43.497	122.9	14.528	87.8	1:21.367
4 -	23.853	103.9	45.413	117.1	15.701	84.2	1:24.967	11 -	23.081	108.4	43.346	122.7	14.581	87.3	1:21.008
5 -	24.075	102.9	45.069	121.4	15.048	87.7	1:24.192	12 -	22.814	114.5	42.365	123.8	14.244	89.4	1:19.423
6 -	24.095	98.3	44.755	123.4	14.626	88.8	1:23.476	13 -	22.780	112.0	41.816	124.7	13.971	89.0	1:18.567
7 -	23.375	109.1	43.800	122.2	14.694	89.8	1:21.869	14 -	21.900	124.7	40.357	125.9	13.509	89.7	1:15.766
44	Felix SCOTT				Wrensport										
1 -	84.0	46.771	119.8	14.578	85.5	1:32.420	4 -	24.647	95.5	46.929	117.1	15.692	83.6	1:27.268	
2 -	24.482	95.5	45.891	120.9	16.342	80.3	1:26.715	5 -	24.529	95.9	1:01.187	116.9	15.581	81.9	1:41.297
3 -	23.853	100.3	45.516	117.5	39.814	79.9	1:49.183	6 -	24.824	92.1	47.428	117.5	15.438	84.0	1:27.690
58	Linton STUTELEY				Getem Racing										
1 -	86.4	43.561	132.6	15.102	85.5	1:27.476	8 -	22.564	113.9	43.489	124.0	14.361	87.0	1:20.414	
2 -	24.166	103.4	43.984	126.6	15.554	85.2	1:23.704	9 -	22.398	108.8	43.702	122.7	14.523	86.1	1:20.623
3 -	23.340	104.7	45.051	122.2	15.186	85.8	1:23.577	10 -	22.515	110.4	43.347	124.0	13.854	89.6	1:19.716
4 -	23.600	107.7	44.765	122.9	15.036	86.8	1:23.401	11 -	21.972	113.4	42.966	126.9	14.266	90.9	1:19.204
5 -	23.845	106.5	45.476	121.6	14.566	88.2	1:23.887	12 -	22.243	112.0	42.553	126.4	14.328	89.7	1:19.124
6 -	22.983	110.6	43.633	122.7	14.294	88.9	1:20.910	13 -	21.969	114.3	41.892	126.4	14.007	91.2	1:17.868
7 -	22.829	110.9	43.332	123.4	13.965	90.1	1:20.126	14 -	23.425	118.1	41.750	126.9	13.681	91.4	1:18.856
64	Robert SOUSTER														
1 -	89.2	46.112	127.6	14.864	86.5	1:31.359	8 -	24.355	105.0	45.837	120.3	15.191	84.5	1:25.383	
2 -	25.099	93.2	46.770	121.6	16.280	82.5	1:28.149	9 -	25.076	94.8	47.188	117.5	15.342	82.7	1:27.606
3 -	24.386	99.6	46.428	117.3	17.054	81.8	1:27.868	10 -	24.843	102.5	46.247	116.1	15.313	84.5	1:26.403
4 -	25.528	100.8	46.568	116.5	15.780	83.6	1:27.876	11 -	24.385	104.0	45.973	118.4	15.228	84.6	1:25.586
5 -	25.266	97.8	47.426	117.1	15.412	84.9	1:28.104	12 -	24.756	102.1	45.885	117.7	15.383	81.0	1:26.024
6 -	24.317	102.6	45.860	118.6	15.221	85.4	1:25.398	13 -	24.526	103.6	46.961	121.4	15.357	83.1	1:26.844
7 -	24.357	104.9	45.548	118.6	15.226	86.6	1:25.131								
73	Callum HOLLAND				Inter Motorsport										
1 -	87.6	45.300	126.6	14.501	86.0	1:30.606	8 -	23.350	105.0	44.801	120.3	14.426	88.3	1:22.577	
2 -	24.677	95.6	44.820	122.9	15.491	85.7	1:24.988	9 -	22.794	107.9	44.903	121.1	14.466	89.0	1:22.163
3 -	24.211	102.3	45.965	121.6	15.948	84.0	1:26.124	10 -	23.045	110.6	44.678	120.7	14.246	88.7	1:21.969
4 -	24.359	100.5	45.266	121.1	15.387	84.3	1:25.012	11 -	22.694	111.7	43.144	121.8	14.003	88.2	1:19.841
5 -	24.303	100.8	45.915	119.8	15.094	86.8	1:25.312	12 -	22.417	114.5	42.570	122.9	13.810	89.6	1:18.797
6 -	23.812	104.7	44.899	120.9	14.813	88.0	1:23.524	13 -	22.068	113.7	42.203	123.1	13.787	89.8	1:18.058
7 -	23.224	105.7	44.437	120.7	14.736	86.9	1:22.397	14 -	21.969	116.5	41.995	124.3	13.502	91.6	1:17.466
98	Matt HAMILTON				JTR										
1 -	90.3	43.770	126.4	14.645	82.6	1:26.206	8 -	22.857	107.9	43.070	124.0	14.203	87.3	1:20.130	
2 -	24.076	98.8	43.681	125.4	15.386	81.0	1:23.143	9 -	22.573	110.7	43.788	121.8	14.854	83.8	1:21.215
3 -	23.781	102.8	44.728	121.6	15.470	81.8	1:23.979	10 -	23.601	101.7	43.406	122.7	14.239	87.8	1:21.246

Donington Park National
Circuit Length = 1.9573 miles
Start: 15:26 End: 15:45

Weather / Track : Cloudy / Dry

British Formula Ford Championship
RACE 1 - ROUND 23 - SECTOR ANALYSIS

4 -	23.893 103.7	44.130 123.4	14.923 86.1	1:22.946	11 -	22.453 108.6	43.053 125.0	14.142 90.4	1:19.648
5 -	23.582 103.4	44.514 123.1	14.395 87.7	1:22.491	12 -	22.172 109.8	42.447 128.3	14.171 88.8	1:18.790
6 -	22.866 106.2	43.721 123.8	14.690 86.1	1:21.277	13 -	21.752 113.6	42.561 123.6	14.046 88.5	1:18.359
7 -	23.008 104.2	43.225 123.4	14.183 88.8	1:20.416	14 -	22.547 112.4	42.303 128.3	13.394 91.8	1:18.244
99	Chrissy PALMER								
1 -	90.7	43.346 130.3	14.911 85.2	1:27.620	8 -	22.852 106.7	42.633 123.6	14.321 88.9	1:19.806
2 -	24.463 99.1	43.051 128.1	15.514 84.3	1:23.028	9 -	22.657 108.6	42.849 122.7	14.790 87.3	1:20.296
3 -	23.254 107.5	44.140 123.6	15.418 82.4	1:22.812	10 -	23.194 108.1	42.811 123.8	14.542 87.7	1:20.547
4 -	24.043 102.1	44.458 122.7	15.337 86.4	1:23.838	11 -	22.383 111.8	43.185 123.1	14.273 90.3	1:19.841
5 -	24.009 100.2	43.929 122.9	14.506 88.7	1:22.444	12 -	22.160 109.8	42.771 120.9	14.700 88.2	1:19.631
6 -	23.688 101.5	43.365 122.9	14.575 89.7	1:21.628	13 -	22.303 112.6	41.878 124.3	14.292 91.4	1:18.473
7 -	23.290 105.5	42.871 122.9	14.375 90.7	1:20.536	14 -	22.230 112.0	41.030 126.4	13.410 92.3	1:16.670

British Formula Ford Championship
RACE 1 - ROUND 23 - SPEED TRAPS

SECTOR 1				SECTOR 2			FINISH LINE			
POS	NO	NAME	MPH	NO	NAME	MPH	NO	NAME	MPH	
1	33	Garry FINDLAY	124.7	2	James COLE	132.6	24	Rogier DE WIT	93.3	
2	5	Victor CORREA	120.5	58	Linton STUTELEY	132.6	7	David BROWN	92.3	
3	24	Rogier DE WIT	120.1	3	Tim BLANCHARD	132.4	99	Chrissy PALMER	92.3	
4	27	Alex JONES	119.0	7	David BROWN	131.3	27	Alex JONES	92.1	
5	58	Linton STUTELEY	118.1	11	Adrian CAMPFIELD	130.8	98	Matt HAMILTON	91.8	
6	23	Chris MALIEPAARD	117.3	33	Garry FINDLAY	130.8	2	James COLE	91.6	
7	73	Callum HOLLAND	116.5	5	Victor CORREA	130.6	73	Callum HOLLAND	91.6	
8	2	James COLE	116.3	99	Chrissy PALMER	130.3	58	Linton STUTELEY	91.4	
9	7	David BROWN	116.3	27	Alex JONES	129.8	23	Chris MALIEPAARD	91.1	
10	3	Tim BLANCHARD	115.5	24	Rogier DE WIT	128.8	4	Wayne BOYD	90.9	
11	4	Wayne BOYD	113.9	98	Matt HAMILTON	128.3	5	Victor CORREA	90.3	
12	98	Matt HAMILTON	113.6	4	Wayne BOYD	127.8	33	Garry FINDLAY	89.8	
13	99	Chrissy PALMER	112.6	64	Robert SOUSTER	127.6	3	Tim BLANCHARD	88.5	
14	64	Robert SOUSTER	105.0	23	Chris MALIEPAARD	126.9	64	Robert SOUSTER	86.6	
15	11	Adrian CAMPFIELD	102.6	73	Callum HOLLAND	126.6	11	Adrian CAMPFIELD	86.5	
16	22	Peter DAGLISH	101.8	22	Peter DAGLISH	124.0	22	Peter DAGLISH	86.0	
17	44	Felix SCOTT	100.3	44	Felix SCOTT	120.9	44	Felix SCOTT	85.5	

British Formula Ford Championship

RACE 1 - ROUND 23 - BEST SECTOR TIMES

SECTOR 1			SECTOR 2			SECTOR 3			IDEAL / BEST COMPARISON						
POS	NO	NAME	TIME	NO	NAME	TIME	NO	NAME	TIME	POS	NO	NAME	IDEAL	BEST	DIFF
1	5	CORREA	21.651	33	FINDLAY	40.357	24	DE WIT	13.327	1	7	BROWN	:15.567	:16.203	0.636
2	7	BROWN	21.652	7	BROWN	40.587	7	BROWN	13.328	2	33	FINDLAY	:15.766	:15.766	0.000
3	2	COLE	21.662	2	COLE	40.593	98	HAMILTON	13.394	3	2	COLE	:15.827	:16.146	0.319
4	23	MALIEPAARD	21.668	5	CORREA	40.798	99	PALMER	13.410	4	5	CORREA	:15.938	:15.993	0.055
5	24	DE WIT	21.729	24	DE WIT	41.001	27	JONES	13.465	5	24	DE WIT	:16.057	:16.830	0.773
6	27	JONES	21.743	99	PALMER	41.030	5	CORREA	13.489	6	27	JONES	:16.343	:16.882	0.539
7	98	HAMILTON	21.752	27	JONES	41.135	73	HOLLAND	13.502	7	99	PALMER	:16.600	:16.670	0.070
8	4	BOYD	21.879	4	BOYD	41.515	33	FINDLAY	13.509	8	23	MALIEPAARD	:16.771	:16.771	0.000
9	33	FINDLAY	21.900	23	MALIEPAARD	41.575	23	MALIEPAARD	13.528	9	4	BOYD	:16.928	:17.487	0.559
10	58	STUTELEY	21.969	58	STUTELEY	41.750	4	BOYD	13.534	10	58	STUTELEY	:17.400	:17.868	0.468
11	73	HOLLAND	21.969	73	HOLLAND	41.995	2	COLE	13.572	11	98	HAMILTON	:17.449	:18.244	0.795
12	99	PALMER	22.160	98	HAMILTON	42.303	58	STUTELEY	13.681	12	73	HOLLAND	:17.466	:17.466	0.000
13	3	BLANCHARD	22.326	3	BLANCHARD	42.442	3	BLANCHARD	14.313	13	3	BLANCHARD	:19.081	:20.416	1.335
14	44	SCOTT	23.853	11	CAMPFIELD	43.281	44	SCOTT	14.578	14	11	CAMPFIELD	:22.557	:26.843	4.286
15	22	DAGLISH	24.079	44	SCOTT	45.516	64	SOUSTER	14.864	15	44	SCOTT	:23.947	:26.715	2.768
16	11	CAMPFIELD	24.190	64	SOUSTER	45.548	22	DAGLISH	14.907	16	64	SOUSTER	:24.729	:25.131	0.402
17	64	SOUSTER	24.317	22	DAGLISH	46.631	11	CAMPFIELD	15.086	17	22	DAGLISH	:25.617	:27.055	1.438
										Perfect Lap		1:15.33			

British Formula Ford Championship
RACE 1 - ROUND 23 - LAP CHART

Lap 1			Lap 2			Lap 3			Lap 4			Lap 5		
No	Behind	Laptime	No	Behind	Laptime	No	Behind	Laptime	No	Behind	Laptime	No	Behind	Laptime
4		1:23.248	4		1:22.659	4		1:23.033	4		1:22.913	4		1:22.286
7	1.066	1:24.314	7	1.211	1:22.804	7	0.879	1:22.701	7	0.398	1:22.432	7	0.672	1:22.560
23	1.341	1:24.589	3	2.019	1:23.136	3	1.736	1:22.750	3	1.854	1:23.031	3	2.560	1:22.992
3	1.542	1:24.790	23	2.243	1:23.561	5	3.425	1:23.891	23	3.160	1:22.543	23	3.172	1:22.298
5	2.188	1:25.436	5	2.567	1:23.038	23	3.530	1:24.320	5	3.741	1:23.229	5	3.863	1:22.408
98	2.958	1:26.206	98	3.442	1:23.143	98	4.388	1:23.979	98	4.421	1:22.946	98	4.626	1:22.491
24	3.208	1:26.456	24	4.143	1:23.594	99	4.520	1:22.812	99	5.445	1:23.838	99	5.603	1:22.444
2	3.396	1:26.644	99	4.741	1:23.028	24	4.831	1:23.721	24	5.796	1:23.878	58	7.906	1:23.887
11	3.595	1:26.843	58	5.273	1:23.704	58	5.817	1:23.577	58	6.305	1:23.401	24	8.330	1:24.820
58	4.228	1:27.476	27	5.911	1:23.834	27	6.330	1:23.452	27	6.957	1:23.540	27	8.476	1:23.805
99	4.372	1:27.620	33	6.742	1:24.216	33	8.016	1:24.307	33	10.070	1:24.967	33	11.976	1:24.192
27	4.736	1:27.984	73	9.687	1:24.988	2	12.317	1:23.773	2	12.159	1:22.755	2	12.849	1:22.976
33	5.185	1:28.433	2	11.577	1:30.840	73	12.778	1:26.124	73	14.877	1:25.012	73	17.903	1:25.312
73	7.358	1:30.606	44	13.228	1:26.715	64	18.436	1:27.868	64	23.399	1:27.876	64	29.217	1:28.104
64	8.111	1:31.359	64	13.601	1:28.149	44	39.378	1:49.183	44	43.733	1:27.268	44	1:02.744	1:41.297
44	9.172	1:32.420	11	13.609	1:32.673	22	50.704	1:35.254	22	1:02.398	1:34.607	22	1:10.117	1:30.005
22	10.044	1:33.292	22	38.483	1:51.098									

British Formula Ford Championship
RACE 1 - ROUND 23 - LAP CHART

Lap 6			Lap 7			Lap 8			Lap 9			Lap 10		
No	Behind	Laptime	No	Behind	Laptime	No	Behind	Laptime	No	Behind	Laptime	No	Behind	Laptime
4		1:20.891	4		1:20.623	4		1:20.139	4		1:20.282	4		1:19.965
7	1.229	1:21.448	7	1.365	1:20.759	7	1.380	1:20.154	7	1.384	1:20.286	7	0.493	1:19.074
3	2.484	1:20.815	3	2.277	1:20.416	5	2.414	1:19.702	5	2.741	1:20.609	5	2.271	1:19.495
5	3.600	1:20.628	5	2.851	1:19.874	3	2.800	1:20.662	98	5.729	1:21.215	23	6.296	1:20.485
23	3.953	1:21.672	23	3.615	1:20.285	23	3.542	1:20.066	23	5.776	1:22.516	99	6.516	1:20.547
98	5.012	1:21.277	98	4.805	1:20.416	98	4.796	1:20.130	99	5.934	1:20.296	98	7.010	1:21.246
99	6.340	1:21.628	99	6.253	1:20.536	99	5.920	1:19.806	58	8.044	1:20.623	58	7.795	1:19.716
58	7.925	1:20.910	58	7.428	1:20.126	58	7.703	1:20.414	24	12.121	1:22.651	24	11.784	1:19.628
24	8.409	1:20.970	24	8.124	1:20.338	27	9.744	1:21.366	27	13.080	1:23.618	27	13.366	1:20.251
27	9.064	1:21.479	27	8.517	1:20.076	24	9.752	1:21.767	2	14.392	1:21.037	2	14.320	1:19.893
2	13.487	1:21.529	2	13.199	1:20.335	2	13.637	1:20.577	33	21.793	1:23.559	33	23.195	1:21.367
33	14.561	1:23.476	33	15.807	1:21.869	33	18.516	1:22.848	73	26.629	1:22.163	73	28.633	1:21.969
73	20.536	1:23.524	73	22.310	1:22.397	73	24.748	1:22.577	64	50.800	1:27.606	64	57.238	1:26.403
64	33.724	1:25.398	22	1 LAP	2:02.957	22	1 LAP	1:30.944	22	1 LAP	1:31.672	22	1 LAP	1:28.708
44	1:09.543	1:27.690	64	38.232	1:25.131	64	43.476	1:25.383						

British Formula Ford Championship
RACE 1 - ROUND 23 - LAP CHART

Lap 11			Lap 12			Lap 13			Lap 14		
No	Behind	Laptime	No	Behind	Laptime	No	Behind	Laptime	No	Behind	Laptime
4		1:18.699	4		1:17.487	4		1:17.909	5		1:15.993
7	0.710	1:18.916	7	0.512	1:17.289	7	0.102	1:17.499	7	0.086	1:16.203
5	1.852	1:18.280	5	1.332	1:16.967	5	0.226	1:16.803	4	1.586	1:17.805
23	7.416	1:19.819	23	8.926	1:18.997	22	2 LAPS	1:27.942	64	1 LAP	1:26.844
99	7.658	1:19.841	98	9.262	1:18.790	23	9.011	1:17.994	23	9.563	1:16.771
98	7.959	1:19.648	99	9.802	1:19.631	98	9.712	1:18.359	99	10.817	1:16.670
58	8.300	1:19.204	58	9.937	1:19.124	58	9.896	1:17.868	24	11.195	1:17.220
24	11.225	1:18.140	24	11.273	1:17.535	24	10.194	1:16.830	98	11.737	1:18.244
27	12.954	1:18.287	2	12.966	1:16.884	99	10.366	1:18.473	58	12.533	1:18.856
2	13.569	1:17.948	27	13.131	1:17.664	2	11.203	1:16.146	2	12.750	1:17.766
33	25.504	1:21.008	33	27.440	1:19.423	27	12.104	1:16.882	27	13.032	1:17.147
73	29.775	1:19.841	73	31.085	1:18.797	33	28.098	1:18.567	22	2 LAPS	1:28.116
64	1:04.125	1:25.586	64	1:12.662	1:26.024	73	31.234	1:18.058	33	27.645	1:15.766
22	1 LAP	1:27.055							73	32.481	1:17.466

British Formula Ford Championship

RACE 1 - ROUND 23 - POSITION CHART

No	Name	Laps Pos	1	2	3	4	5	6	7	8	9	10	11	12	13	14
			4	BOYD	1	4	4	4	4	4	4	4	4	4	4	4
7	BROWN	2	7	7	7	7	7	7	7	7	7	7	7	7	7	7
23	MALIEPAARD	3	23	3	3	3	3	3	3	5	5	5	5	5	5	4
3	BLANCHARD	4	3	23	5	23	23	5	5	3	98	23	23	23	23	23
5	CORREA	5	5	5	23	5	5	23	23	23	23	99	99	98	98	99
98	HAMILTON	6	98	98	98	98	98	98	98	98	99	98	98	99	58	24
24	DE WIT	7	24	24	99	99	99	99	99	99	58	58	58	58	24	98
2	COLE	8	2	99	24	24	58	58	58	58	24	24	24	24	99	58
11	CAMPFIELD	9	11	58	58	58	24	24	24	27	27	27	27	2	2	2
58	STUTELEY	10	58	27	27	27	27	27	27	24	2	2	2	27	27	27
99	PALMER	11	99	33	33	33	33	2	2	2	33	33	33	33	33	33
27	JONES	12	27	73	2	2	2	33	33	33	73	73	73	73	73	73
33	FINDLAY	13	33	2	73	73	73	73	73	73	64	64	64	64	64	64
73	HOLLAND	14	73	44	64	64	64	64	64	64	22	22	22	22		
64	SOUSTER	15	64	64	44	44	44	44	22	22						
44	SCOTT	16	44	11	22	22	22	22								
22	DAGLISH	17	22	22												

British Formula Ford Championship

RACE 4 - ROUND 24 - CLASSIFICATION

POS	NO	CL	NAME	ENTRY	LAPS	TIME	GAP	DIFF	MPH	BEST	ON
1	7	C	David BROWN	Van Diemen 08 - Fluid Motorsport Developr	13	18:05.234			84.40	1:21.981	13
2	4	C	Wayne BOYD	Mygale SJ08 - Jamun Racing Services	13	18:05.772	0.538	0.538	84.36	1:22.232	13
3	3	C	Tim BLANCHARD	Mygale SJ08 - Jamun Racing Services	13	18:06.076	0.842	0.304	84.34	1:22.206	13
4	23	C	Chris MALIEPAARD	Mygale SJ07 - Getem Racing	13	18:07.194	1.960	1.118	84.25	1:21.906	12
5	58	C	Linton STUTELEY	Mygale 06 - Getem Racing	13	18:14.693	9.459	7.499	83.67	1:22.704	12
6	98	C	Matt HAMILTON	Mygale SJ08 - JTR	13	18:15.494	10.260	0.801	83.61	1:22.781	13
7	11	C	Adrian CAMPFIELD	Spectrum - Kevin Mills Racing	13	18:16.286	11.052	0.792	83.55	1:22.520	13
8	27	S	Alex JONES	Spectrum 06 - Kevin Mills Racing	13	18:30.967	25.733	14.681	82.45	1:23.968	13
9	2	C	James COLE	Mygale SJ08 - Jamun Racing Services	13	18:35.413	30.179	4.446	82.12	1:23.850	12
10	5	C	Victor CORREA	Mygale SJ08 - Jamun Racing Services	13	18:48.022	42.788	12.609	81.20	1:24.175	13
11	73	S	Callum HOLLAND	Van Diemen DP07 - Inter Motorsport	13	18:49.865	44.631	1.843	81.07	1:24.861	13
12	99	S	Chrissy PALMER	Ray GRS06 -	13	18:54.477	49.243	4.612	80.74	1:24.639	13
13	64	G	Robert SOUSTER	VanDiemen DP07 -	13	19:01.198	55.964	6.721	80.26	1:25.664	12
14	24	C	Rogier DE WIT	Mygale SJ08 - JTR	13	19:04.785	59.551	3.587	80.01	1:26.182	11
15	33	S	Garry FINDLAY	Mygale SJ06 -	13	19:10.336	1:05.102	5.551	79.63	1:26.367	13
16	44	S	Felix SCOTT	Spirit WL06 - Wrensport	13	19:12.056	1:06.822	1.720	79.51	1:25.868	13
NOT CLASSIFIED											
DNF	22	S	Peter DAGLISH	Ray GRS07 -	0						
FASTEST LAP											
23	C	Chris MALIEPAARD	Mygale SJ07 - Getem Racing	12	1:21.906	86.02 mph	138.45 kph				
27	S	Alex JONES	Spectrum 06 - Kevin Mills Racing	13	1:23.968	83.91 mph	135.05 kph				
64	G	Robert SOUSTER	VanDiemen DP07 -	12	1:25.664	82.25 mph	132.37 kph				

Car 58 - Working Transponder Required

Weather / Track : Bright / Damp

These results are provisional until the conclusion of any judicial and technical matters.

Donington Park National
Circuit Length = 1.9573 miles
Start: 09:59 End: 10:18

Clerk of Course :		Timekeeper :
-------------------	--	--------------

British Formula Ford Championship

RACE 4 - ROUND 24 - SECTOR ANALYSIS

2	James COLE				Jamun Racing Services				
1 -	96.8	47.323 123.6	15.512 81.9	1:33.713	8 -	24.299 107.4	45.247 122.9	15.268 83.1	1:24.814
2 -	24.070 101.4	47.665 125.0	15.343 81.2	1:27.078	9 -	24.313 105.7	45.369 123.4	15.329 81.5	1:25.011
3 -	24.365 104.7	45.952 122.0	15.474 81.2	1:25.791	10 -	24.304 108.6	45.086 123.6	15.343 80.7	1:24.733
4 -	24.229 104.4	45.654 122.9	15.340 81.8	1:25.223	11 -	24.225 110.2	45.320 123.8	15.243 83.6	1:24.788
5 -	24.166 103.6	45.687 122.7	15.531 80.8	1:25.384	12 -	23.745 111.7	44.988 123.4	15.117 82.4	1:23.850
6 -	24.437 105.5	45.701 122.9	15.376 81.9	1:25.514	13 -	23.925 108.9	45.051 123.8	15.203 81.1	1:24.179
7 -	24.296 106.4	45.739 122.9	15.300 82.2	1:25.335					
3	Tim BLANCHARD				Jamun Racing Services				
1 -	105.5	45.187 124.5	15.489 82.8	1:29.285	8 -	23.508 112.8	44.313 123.1	15.542 83.0	1:23.363
2 -	23.936 107.5	45.025 123.1	15.122 83.8	1:24.083	9 -	23.449 113.2	44.078 125.2	15.061 83.5	1:22.588
3 -	23.879 110.4	44.550 123.6	15.259 82.0	1:23.688	10 -	23.575 114.5	44.074 123.6	14.955 83.5	1:22.604
4 -	23.843 111.1	44.854 122.9	15.136 83.8	1:23.833	11 -	23.279 116.5	43.909 125.0	15.107 82.7	1:22.295
5 -	23.614 110.2	44.489 123.1	15.144 83.5	1:23.247	12 -	23.266 112.8	43.887 124.5	15.118 83.9	1:22.271
6 -	23.716 116.5	44.613 121.8	15.021 82.7	1:23.350	13 -	23.489 112.8	43.707 126.6	15.010 84.3	1:22.206
7 -	23.585 113.9	44.483 122.9	15.195 83.5	1:23.263					
4	Wayne BOYD				Jamun Racing Services				
1 -	103.1	45.132 122.2	15.281 84.5	1:27.663	8 -	23.516 108.6	44.529 122.2	15.281 83.0	1:23.326
2 -	23.693 105.0	44.636 122.5	15.328 83.5	1:23.657	9 -	23.394 110.2	44.236 122.5	15.117 84.8	1:22.747
3 -	23.777 107.0	44.574 122.5	15.323 84.4	1:23.674	10 -	23.384 112.0	43.996 122.7	15.019 85.4	1:22.399
4 -	23.767 109.1	44.678 122.5	15.207 83.4	1:23.652	11 -	23.317 113.0	44.343 122.2	15.081 83.7	1:22.741
5 -	23.536 107.4	44.784 122.0	15.349 84.5	1:23.669	12 -	23.262 109.7	45.038 121.6	15.423 83.0	1:23.723
6 -	23.670 107.5	44.322 121.6	15.101 83.6	1:23.093	13 -	23.462 110.9	43.906 124.5	14.864 84.8	1:22.232
7 -	23.355 108.8	44.617 122.0	15.224 84.4	1:23.196					
5	Victor CORREA				Jamun Racing Services				
1 -	100.8	47.361 124.0	15.673 80.9	1:32.833	8 -	23.991 104.5	45.959 123.4	15.456 81.5	1:25.406
2 -	24.306 102.3	47.728 124.0	15.732 78.8	1:27.766	9 -	24.192 101.4	45.098 124.3	15.415 77.7	1:24.705
3 -	24.784 104.4	47.096 122.2	15.578 81.7	1:27.458	10 -	24.254 101.5	45.112 124.3	15.953 78.1	1:25.319
4 -	24.286 104.2	45.851 123.8	15.449 80.3	1:25.586	11 -	23.823 104.7	45.251 119.6	15.745 79.9	1:24.819
5 -	24.561 101.2	46.169 123.1	15.518 81.7	1:26.248	12 -	23.740 106.7	50.622 118.6	15.712 81.1	1:30.074
6 -	24.328 99.0	46.997 123.4	15.875 81.7	1:27.200	13 -	23.683 104.5	44.976 125.2	15.516 79.7	1:24.175
7 -	24.253 104.0	46.688 121.8	15.492 83.2	1:26.433					
7	David BROWN				Fluid Motorsport Development				
1 -	105.0	45.468 122.2	15.537 83.5	1:28.960	8 -	23.478 112.4	44.186 125.0	15.087 83.5	1:22.751
2 -	24.542 108.6	45.415 123.1	15.343 84.2	1:25.300	9 -	23.297 112.0	44.021 123.6	15.021 83.8	1:22.339
3 -	23.563 108.2	45.070 123.6	15.288 82.1	1:23.921	10 -	23.415 113.4	44.030 123.4	14.991 84.8	1:22.436
4 -	23.779 109.1	44.708 123.8	15.079 85.1	1:23.566	11 -	23.313 114.7	43.999 123.8	15.041 84.8	1:22.353
5 -	23.591 108.9	44.279 124.3	15.107 85.2	1:22.977	12 -	23.268 109.5	44.036 122.9	15.116 83.2	1:22.420
6 -	23.730 110.0	44.342 125.4	15.061 84.5	1:23.133	13 -	23.493 114.7	43.671 123.4	14.817 83.8	1:21.981
7 -	23.609 110.2	44.374 125.2	15.114 85.8	1:23.097					
11	Adrian CAMPFIELD				Kevin Mills Racing				
1 -	102.8	47.078 123.6	15.770 83.9	1:31.820	8 -	23.434 105.4	44.463 123.6	15.226 83.7	1:23.123
2 -	24.129 103.1	46.756 125.4	15.678 83.2	1:26.563	9 -	23.536 104.5	44.449 124.3	15.214 83.2	1:23.199
3 -	23.943 102.6	45.210 122.9	15.452 82.1	1:24.605	10 -	23.510 103.7	44.101 124.0	15.206 83.0	1:22.817
4 -	23.749 103.9	45.030 122.7	15.394 83.2	1:24.173	11 -	23.410 103.6	44.518 122.2	15.101 85.1	1:23.029
5 -	23.732 103.6	44.942 123.1	15.365 82.6	1:24.039	12 -	23.348 105.8	44.207 124.3	15.217 83.2	1:22.772
6 -	23.619 106.0	44.809 123.4	15.505 84.0	1:23.933	13 -	23.512 103.2	43.956 124.0	15.052 83.7	1:22.520
7 -	23.605 102.9	44.677 122.9	15.411 84.7	1:23.693					
23	Chris MALIEPAARD				Getem Racing				
1 -	106.0	46.571 123.8	15.496 82.1	1:30.129	8 -	23.191 105.8	44.225 124.5	15.286 83.3	1:22.702
2 -	23.559 102.8	45.498 125.0	15.377 82.4	1:24.434	9 -	23.340 107.2	44.257 123.4	15.238 83.7	1:22.835
3 -	23.451 106.5	45.275 124.7	15.444 83.1	1:24.170	10 -	23.447 106.4	44.105 124.5	15.137 83.8	1:22.689
4 -	23.561 102.0	45.055 122.9	15.429 83.4	1:24.045	11 -	23.228 106.9	43.845 124.0	15.383 84.1	1:22.456
5 -	23.409 108.9	44.874 123.4	15.174 83.9	1:23.457	12 -	23.164 106.5	43.791 124.3	14.951 84.6	1:21.906
6 -	23.349 105.7	44.477 123.8	15.241 84.3	1:23.067	13 -	23.141 110.2	44.182 122.9	15.018 83.0	1:22.341
7 -	23.290 105.2	44.334 124.3	15.339 83.6	1:22.963					

Donington Park National
Circuit Length = 1.9573 miles
Start: 09:59 End: 10:18

Weather / Track : Bright / Damp

British Formula Ford Championship
RACE 4 - ROUND 24 - SECTOR ANALYSIS

24	Rogier DE WIT				JTR										
1 -	96.6	47.914	122.2	15.831	78.2	1:34.450	8 -	24.346	109.5	46.646	120.1	15.592	78.3	1:26.584	
2 -	24.166	103.6	48.157	122.0	17.017	71.5	1:29.340	9 -	24.624	103.4	46.124	123.1	15.764	78.9	1:26.512
3 -	24.808	101.1	47.123	122.0	15.796	79.2	1:27.727	10 -	24.697	104.9	46.795	122.5	15.582	79.9	1:27.074
4 -	24.451	102.5	48.305	121.1	16.356	78.6	1:29.112	11 -	24.049	104.5	46.413	122.0	15.720	80.0	1:26.182
5 -	24.348	100.8	47.601	121.1	16.406	80.2	1:28.355	12 -	24.642	102.9	46.406	122.2	15.847	78.9	1:26.895
6 -	25.499	98.3	47.074	122.2	15.885	79.9	1:28.458	13 -	24.563	104.2	46.276	122.0	15.588	80.1	1:26.427
7 -	24.317	102.1	47.475	118.4	15.877	79.1	1:27.669								
27	Alex JONES				Kevin Mills Racing										
1 -	96.7	47.100	124.7	15.778	84.2	1:33.216	8 -	23.703	106.4	45.329	122.9	15.412	83.2	1:24.444	
2 -	24.271	104.7	46.193	123.1	15.453	83.0	1:25.917	9 -	23.829	107.7	45.582	122.2	15.397	83.5	1:24.808
3 -	23.769	99.9	45.988	122.7	15.552	84.2	1:25.309	10 -	23.944	106.0	45.533	122.7	15.402	83.2	1:24.879
4 -	23.920	103.1	45.339	123.1	15.666	81.2	1:24.925	11 -	23.795	107.5	45.230	122.5	15.236	84.0	1:24.261
5 -	23.914	104.5	45.277	122.9	15.799	79.5	1:24.990	12 -	23.788	106.0	45.294	122.7	15.266	84.6	1:24.348
6 -	24.075	105.7	45.438	123.1	15.493	84.3	1:25.006	13 -	23.663	104.4	45.003	122.7	15.302	83.9	1:23.968
7 -	23.617	106.2	45.413	122.5	15.866	82.2	1:24.896								
33	Garry FINDLAY														
1 -	91.8	48.792	120.9	16.256	81.7	1:37.024	8 -	24.477	103.1	46.466	119.6	16.155	77.6	1:27.098	
2 -	25.205	98.4	47.628	121.4	16.227	80.7	1:29.060	9 -	24.535	102.5	47.052	121.8	16.145	81.9	1:27.732
3 -	24.708	98.3	47.394	120.9	16.656	80.9	1:28.758	10 -	24.308	99.3	46.437	122.2	16.013	79.5	1:26.758
4 -	25.976	97.5	48.021	124.3	16.502	78.7	1:30.499	11 -	24.058	106.0	46.931	121.6	16.071	79.0	1:27.060
5 -	24.688	100.9	46.999	120.9	16.553	82.3	1:28.240	12 -	24.707	104.4	46.409	120.7	15.887	77.6	1:27.003
6 -	24.774	101.4	46.695	123.8	16.203	82.4	1:27.672	13 -	24.215	106.2	46.311	121.4	15.841	81.7	1:26.367
7 -	24.470	102.0	46.493	122.7	16.102	80.6	1:27.065								
44	Felix SCOTT				Wrensport										
1 -	95.3	48.363	121.4	16.842	79.4	1:36.566	8 -	24.554	103.9	46.299	120.5	15.593	82.3	1:26.446	
2 -	25.013	98.7	47.932	118.6	18.519	74.3	1:31.464	9 -	24.356	101.7	46.187	121.6	15.491	82.7	1:26.034
3 -	25.166	98.4	47.372	121.1	15.896	82.0	1:28.434	10 -	24.625	100.6	46.716	122.0	15.426	82.7	1:26.767
4 -	24.667	99.0	47.550	119.2	15.987	81.0	1:28.204	11 -	24.403	104.0	46.307	122.0	15.420	82.6	1:26.130
5 -	24.642	99.9	47.082	118.4	15.843	81.1	1:27.567	12 -	32.331	96.7	46.407	120.1	15.899	81.0	1:34.637
6 -	24.749	100.9	46.923	120.3	15.604	81.3	1:27.276	13 -	24.208	104.0	45.941	119.8	15.719	79.9	1:25.868
7 -	24.466	99.4	46.583	120.7	15.614	82.1	1:26.663								
58	Linton STUTELEY				Getem Racing										
1 -						1:32.197	8 -							1:23.263	
2 -						1:25.617	9 -							1:23.434	
3 -						1:23.723	10 -							1:23.464	
4 -						1:23.822	11 -							1:23.112	
5 -						1:23.809	12 -							1:22.704	
6 -						1:23.257	13 -							1:23.109	
7 -						1:23.182									
64	Robert SOUSTER														
1 -	91.6	48.586	121.8	16.047	82.4	1:37.211	8 -	25.271	98.8	46.585	120.7	15.586	81.9	1:27.442	
2 -	25.361	100.6	47.968	123.6	15.914	81.3	1:29.243	9 -	24.851	101.5	46.185	121.1	15.527	82.3	1:26.563
3 -	24.954	98.4	47.280	122.7	15.797	80.7	1:28.031	10 -	24.738	102.5	45.986	120.7	15.438	82.3	1:26.162
4 -	25.527	101.2	46.765	121.8	15.574	82.0	1:27.866	11 -	24.514	102.3	46.005	121.6	15.467	82.2	1:25.986
5 -	24.549	99.6	46.170	124.0	15.994	81.8	1:26.713	12 -	24.638	99.6	45.707	121.8	15.319	83.1	1:25.664
6 -	24.858	100.6	46.305	122.5	15.618	84.7	1:26.781	13 -	24.725	100.6	46.785	119.8	15.574	79.2	1:27.084
7 -	24.747	99.7	46.134	122.0	15.571	83.3	1:26.452								
73	Callum HOLLAND				Inter Motorsport										
1 -	99.1	47.950	121.6	15.699	81.8	1:35.258	8 -	24.239	109.1	45.463	122.2	15.362	83.3	1:25.064	
2 -	24.695	103.6	47.024	124.3	19.533	53.5	1:31.252	9 -	24.374	108.6	45.823	122.5	15.230	84.4	1:25.427
3 -	25.778	103.2	47.178	122.9	15.589	83.6	1:28.545	10 -	24.461	107.7	45.430	121.8	15.392	84.2	1:25.283
4 -	24.498	104.9	46.140	122.7	15.514	82.3	1:26.152	11 -	24.509	107.2	45.216	122.2	15.342	83.0	1:25.067
5 -	24.614	104.7	46.957	124.7	15.648	82.5	1:27.219	12 -	24.400	107.0	45.239	123.1	15.344	83.9	1:24.983
6 -	24.400	108.9	45.708	122.9	15.493	84.8	1:25.601	13 -	24.173	107.5	45.734	122.2	14.954	83.1	1:24.861
7 -	24.238	108.4	45.462	122.5	15.453	83.9	1:25.153								

Donington Park National
Circuit Length = 1.9573 miles
Start: 09:59 End: 10:18

Weather / Track : Bright / Damp

British Formula Ford Championship
RACE 4 - ROUND 24 - SECTOR ANALYSIS

98		Matt HAMILTON				JTR									
1 -	99.7	46.691	122.5	15.497	80.9	1:31.344	8 -	23.608	104.2	44.456	121.4	15.235	83.1	1:23.299	
2 -	24.030	100.6	45.159	122.2	15.412	82.3	1:24.601	9 -	23.711	102.0	44.822	121.8	15.130	82.5	1:23.663
3 -	23.914	102.3	44.897	122.5	15.389	82.5	1:24.200	10 -	23.600	105.2	45.571	124.3	15.147	83.5	1:24.318
4 -	23.834	100.9	44.719	122.2	15.344	83.4	1:23.897	11 -	23.761	104.4	44.468	123.6	15.154	82.6	1:23.383
5 -	23.574	104.7	44.751	122.2	15.357	83.0	1:23.682	12 -	23.578	106.5	44.513	122.7	15.100	83.0	1:23.191
6 -	23.557	104.7	44.536	121.6	15.462	84.1	1:23.555	13 -	23.427	107.9	44.376	122.7	14.978	83.4	1:22.781
7 -	23.595	103.4	44.661	121.8	15.324	82.0	1:23.580								
99		Chrissy PALMER													
1 -	95.5	47.153	122.5	15.978	83.4	1:37.543	8 -	24.815	100.2	45.351	122.2	15.601	82.1	1:25.767	
2 -	25.396	98.5	47.440	123.6	16.150	83.8	1:28.986	9 -	24.892	95.5	45.517	122.2	15.803	84.3	1:26.212
3 -	25.468	100.8	47.674	123.8	15.987	83.7	1:29.129	10 -	24.707	102.3	45.137	123.6	15.922	84.9	1:25.766
4 -	24.918	101.2	46.371	123.6	15.685	82.0	1:26.974	11 -	24.763	99.9	45.411	122.2	15.580	82.0	1:25.754
5 -	24.794	99.3	45.890	124.3	15.881	82.2	1:26.565	12 -	24.633	103.6	44.869	122.5	15.607	82.5	1:25.109
6 -	25.035	102.3	45.799	123.4	15.662	82.7	1:26.496	13 -	24.506	107.0	44.594	123.6	15.539	84.4	1:24.639
7 -	24.587	99.9	45.386	122.2	15.564	85.1	1:25.537								

British Formula Ford Championship
RACE 4 - ROUND 24 - SPEED TRAPS

SECTOR 1				SECTOR 2			FINISH LINE		
POS	NO	NAME	MPH	NO	NAME	MPH	NO	NAME	MPH
1	3	Tim BLANCHARD	116.5	3	Tim BLANCHARD	126.6	7	David BROWN	85.8
2	7	David BROWN	114.7	7	David BROWN	125.4	4	Wayne BOYD	85.4
3	4	Wayne BOYD	113.0	11	Adrian CAMPFIELD	125.4	11	Adrian CAMPFIELD	85.1
4	2	James COLE	111.7	5	Victor CORREA	125.2	99	Chrissy PALMER	85.1
5	23	Chris MALIEPAARD	110.2	2	James COLE	125.0	73	Callum HOLLAND	84.8
6	24	Rogier DE WIT	109.5	23	Chris MALIEPAARD	125.0	64	Robert SOUSTER	84.7
7	73	Callum HOLLAND	109.1	27	Alex JONES	124.7	23	Chris MALIEPAARD	84.6
8	98	Matt HAMILTON	107.9	73	Callum HOLLAND	124.7	27	Alex JONES	84.6
9	27	Alex JONES	107.7	4	Wayne BOYD	124.5	3	Tim BLANCHARD	84.3
10	99	Chrissy PALMER	107.0	33	Garry FINDLAY	124.3	98	Matt HAMILTON	84.1
11	5	Victor CORREA	106.7	98	Matt HAMILTON	124.3	2	James COLE	83.6
12	33	Garry FINDLAY	106.2	99	Chrissy PALMER	124.3	5	Victor CORREA	83.2
13	11	Adrian CAMPFIELD	106.0	64	Robert SOUSTER	124.0	44	Felix SCOTT	82.7
14	44	Felix SCOTT	104.0	24	Rogier DE WIT	123.1	33	Garry FINDLAY	82.4
15	64	Robert SOUSTER	102.5	44	Felix SCOTT	122.0	24	Rogier DE WIT	80.2
16									

British Formula Ford Championship

RACE 4 - ROUND 24 - BEST SECTOR TIMES

SECTOR 1		SECTOR 2		SECTOR 3		IDEAL / BEST COMPARISON					
POS	NO NAME	TIME	NO NAME	TIME	NO NAME	TIME	POS	NO NAME	IDEAL	BEST	DIFF
1	23 MALIEPAARD	23.141	7 BROWN	43.671	7 BROWN	14.817	1	7 BROWN	:21.756	:21.981	0.225
2	4 BOYD	23.262	3 BLANCHARD	43.707	4 BOYD	14.864	2	23 MALIEPAARD	:21.883	:21.906	0.023
3	3 BLANCHARD	23.266	23 MALIEPAARD	43.791	23 MALIEPAARD	14.951	3	3 BLANCHARD	:21.928	:22.206	0.278
4	7 BROWN	23.268	4 BOYD	43.906	73 HOLLAND	14.954	4	4 BOYD	:22.032	:22.232	0.200
5	11 CAMPFIELD	23.348	11 CAMPFIELD	43.956	3 BLANCHARD	14.955	5	11 CAMPFIELD	:22.356	:22.520	0.164
6	98 HAMILTON	23.427	98 HAMILTON	44.376	98 HAMILTON	14.978	6	98 HAMILTON	:22.781	:22.781	0.000
7	27 JONES	23.617	99 PALMER	44.594	11 CAMPFIELD	15.052	7	2 COLE	:23.850	:23.850	0.000
8	5 CORREA	23.683	5 CORREA	44.976	2 COLE	15.117	8	27 JONES	:23.856	:23.968	0.112
9	2 COLE	23.745	2 COLE	44.988	27 JONES	15.236	9	5 CORREA	:24.074	:24.175	0.101
10	24 DE WIT	24.049	27 JONES	45.003	64 SOUSTER	15.319	10	73 HOLLAND	:24.343	:24.861	0.518
11	33 FINDLAY	24.058	73 HOLLAND	45.216	5 CORREA	15.415	11	99 PALMER	:24.639	:24.639	0.000
12	73 HOLLAND	24.173	64 SOUSTER	45.707	44 SCOTT	15.420	12	64 SOUSTER	:25.540	:25.664	0.124
13	44 SCOTT	24.208	44 SCOTT	45.941	99 PALMER	15.539	13	44 SCOTT	:25.569	:25.868	0.299
14	99 PALMER	24.506	24 DE WIT	46.124	24 DE WIT	15.582	14	24 DE WIT	:25.755	:26.182	0.427
15	64 SOUSTER	24.514	33 FINDLAY	46.311	33 FINDLAY	15.841	15	33 FINDLAY	:26.210	:26.367	0.157
16	58 STUTELEY		58 STUTELEY		58 STUTELEY		16	58 STUTELEY		:22.704	0.000
Perfect Lap									1:21.62		

British Formula Ford Championship
RACE 4 - ROUND 24 - LAP CHART

Lap 1			Lap 2			Lap 3			Lap 4			Lap 5		
No	Behind	Laptime	No	Behind	Laptime	No	Behind	Laptime	No	Behind	Laptime	No	Behind	Laptime
4		1:27.663	4		1:23.657	4		1:23.674	4		1:23.652	4		1:23.669
7	1.297	1:28.960	3	2.048	1:24.083	3	2.062	1:23.688	3	2.243	1:23.833	3	1.821	1:23.247
3	1.622	1:29.285	7	2.940	1:25.300	7	3.187	1:23.921	7	3.101	1:23.566	7	2.409	1:22.977
23	2.466	1:30.129	23	3.243	1:24.434	23	3.739	1:24.170	23	4.132	1:24.045	23	3.920	1:23.457
98	3.681	1:31.344	98	4.625	1:24.601	98	5.151	1:24.200	98	5.396	1:23.897	98	5.409	1:23.682
11	4.157	1:31.820	58	6.494	1:25.617	58	6.543	1:23.723	58	6.713	1:23.822	58	6.853	1:23.809
58	4.534	1:32.197	11	7.063	1:26.563	11	7.994	1:24.605	11	8.515	1:24.173	11	8.885	1:24.039
5	5.170	1:32.833	27	7.813	1:25.917	27	9.448	1:25.309	27	10.721	1:24.925	27	12.042	1:24.990
27	5.553	1:33.216	5	9.279	1:27.766	2	11.588	1:25.791	2	13.159	1:25.223	2	14.874	1:25.384
2	6.050	1:33.713	2	9.471	1:27.078	5	13.063	1:27.458	5	14.997	1:25.586	5	17.576	1:26.248
24	6.787	1:34.450	24	12.470	1:29.340	24	16.523	1:27.727	24	21.983	1:29.112	73	26.111	1:27.219
73	7.595	1:35.258	33	14.764	1:29.060	64	19.491	1:28.031	73	22.561	1:26.152	24	26.669	1:28.355
44	8.903	1:36.566	64	15.134	1:29.243	33	19.848	1:28.758	64	23.705	1:27.866	64	26.749	1:26.713
33	9.361	1:37.024	73	15.190	1:31.252	73	20.061	1:28.545	99	23.986	1:26.974	99	26.882	1:26.565
64	9.548	1:37.211	99	15.209	1:28.986	99	20.664	1:29.129	44	26.022	1:28.204	44	29.920	1:27.567
99	9.880	1:37.543	44	16.710	1:31.464	44	21.470	1:28.434	33	26.695	1:30.499	33	31.266	1:28.240

British Formula Ford Championship
RACE 4 - ROUND 24 - LAP CHART

Lap 6			Lap 7			Lap 8			Lap 9			Lap 10		
No	Behind	Laptime	No	Behind	Laptime	No	Behind	Laptime	No	Behind	Laptime	No	Behind	Laptime
4		1:23.093	4		1:23.196	4		1:23.326	4		1:22.747	4		1:22.399
3	2.078	1:23.350	3	2.145	1:23.263	7	1.775	1:22.751	7	1.367	1:22.339	7	1.404	1:22.436
7	2.449	1:23.133	7	2.350	1:23.097	3	2.182	1:23.363	3	2.023	1:22.588	3	2.228	1:22.604
23	3.894	1:23.067	23	3.661	1:22.963	23	3.037	1:22.702	23	3.125	1:22.835	23	3.415	1:22.689
98	5.871	1:23.555	98	6.255	1:23.580	98	6.228	1:23.299	98	7.144	1:23.663	58	8.692	1:23.464
58	7.017	1:23.257	58	7.003	1:23.182	58	6.940	1:23.263	58	7.627	1:23.434	98	9.063	1:24.318
11	9.725	1:23.933	11	10.222	1:23.693	11	10.019	1:23.123	11	10.471	1:23.199	11	10.889	1:22.817
27	13.955	1:25.006	27	15.655	1:24.896	27	16.773	1:24.444	27	18.834	1:24.808	27	21.314	1:24.879
2	17.295	1:25.514	2	19.434	1:25.335	2	20.922	1:24.814	2	23.186	1:25.011	2	25.520	1:24.733
5	21.683	1:27.200	5	24.920	1:26.433	5	27.000	1:25.406	5	28.958	1:24.705	5	31.878	1:25.319
73	28.619	1:25.601	73	30.576	1:25.153	73	32.314	1:25.064	73	34.994	1:25.427	73	37.878	1:25.283
99	30.285	1:26.496	99	32.626	1:25.537	99	35.067	1:25.767	99	38.532	1:26.212	99	41.899	1:25.766
64	30.437	1:26.781	64	33.693	1:26.452	64	37.809	1:27.442	64	41.625	1:26.563	64	45.388	1:26.162
24	32.034	1:28.458	24	36.507	1:27.669	24	39.765	1:26.584	24	43.530	1:26.512	24	48.205	1:27.074
44	34.103	1:27.276	44	37.570	1:26.663	44	40.690	1:26.446	44	43.977	1:26.034	44	48.345	1:26.767
33	35.845	1:27.672	33	39.714	1:27.065	33	43.486	1:27.098	33	48.471	1:27.732	33	52.830	1:26.758

British Formula Ford Championship
RACE 4 - ROUND 24 - LAP CHART


Lap 11			Lap 12			Lap 13		
No	Behind	Laptime	No	Behind	Laptime	No	Behind	Laptime
4		1:22.741	7		1:22.420	7		1:21.981
7	1.016	1:22.353	4	0.287	1:23.723	4	0.538	1:22.232
3	1.782	1:22.295	3	0.617	1:22.271	3	0.842	1:22.206
23	3.130	1:22.456	23	1.600	1:21.906	23	1.960	1:22.341
58	9.063	1:23.112	58	8.331	1:22.704	58	9.459	1:23.109
98	9.705	1:23.383	98	9.460	1:23.191	98	10.260	1:22.781
11	11.177	1:23.029	11	10.513	1:22.772	11	11.052	1:22.520
27	22.834	1:24.261	27	23.746	1:24.348	27	25.733	1:23.968
2	27.567	1:24.788	2	27.981	1:23.850	2	30.179	1:24.179
5	33.956	1:24.819	5	40.594	1:30.074	5	42.788	1:24.175
73	40.204	1:25.067	73	41.751	1:24.983	73	44.631	1:24.861
99	44.912	1:25.754	99	46.585	1:25.109	99	49.243	1:24.639
64	48.633	1:25.986	64	50.861	1:25.664	64	55.964	1:27.084
24	51.646	1:26.182	24	55.105	1:26.895	24	59.551	1:26.427
44	51.734	1:26.130	33	1:00.716	1:27.003	33	1:05.102	1:26.367
33	57.149	1:27.060	44	1:02.935	1:34.637	44	1:06.822	1:25.868

British Formula Ford Championship

RACE 4 - ROUND 24 - POSITION CHART

No	Name	Laps Pos														
			1	2	3	4	5	6	7	8	9	10	11	12	13	
4	BOYD	1	4	4	4	4	4	4	4	4	4	4	4	4	7	7
7	BROWN	2	7	3	3	3	3	3	3	7	7	7	7	4	4	
3	BLANCHARD	3	3	7	7	7	7	7	7	3	3	3	3	3	3	
23	MALIEPAARD	4	23	23	23	23	23	23	23	23	23	23	23	23	23	
98	HAMILTON	5	98	98	98	98	98	98	98	98	98	98	58	58	58	
11	CAMPFIELD	6	11	58	58	58	58	58	58	58	58	58	98	98	98	
58	STUTELEY	7	58	11	11	11	11	11	11	11	11	11	11	11	11	
5	CORREA	8	5	27	27	27	27	27	27	27	27	27	27	27	27	
27	JONES	9	27	5	2	2	2	2	2	2	2	2	2	2	2	
2	COLE	10	2	2	5	5	5	5	5	5	5	5	5	5	5	
24	DE WIT	11	24	24	24	24	73	73	73	73	73	73	73	73	73	
73	HOLLAND	12	73	33	64	73	24	99	99	99	99	99	99	99	99	
44	SCOTT	13	44	64	33	64	64	64	64	64	64	64	64	64	64	
33	FINDLAY	14	33	73	73	99	99	24	24	24	24	24	24	24	24	
64	SOUSTER	15	64	99	99	44	44	44	44	44	44	44	44	33	33	
99	PALMER	16	99	44	44	33	33	33	33	33	33	33	33	44	44	

British Formula Ford Championship
RACE 12 - ROUND 25 - GRID

ROW 9	22 Peter DAGLISH	55 Daniel WALKER
ROW 8	24 Rogier DE WIT	33 Garry FINDLAY
ROW 7	64 Robert SOUSTER	44 Felix SCOTT
ROW 6	99 Chrissy PALMER	73 Callum HOLLAND
ROW 5	27 Alex JONES	5 Victor CORREA
ROW 4	98 Matt HAMILTON	2 James COLE
ROW 3	11 Adrian CAMPFIELD	58 Linton STUTELEY
ROW 2	3 Tim BLANCHARD	4 Wayne BOYD
ROW 1	23 Chris MALIEPAARD	7 David BROWN
Pole		
		

Donington Park National
 Circuit Length = 1.9573 miles

These results are provisional until the conclusion of any judicial and technical matters.

Clerk of Course :		Timekeeper :
-------------------	--	--------------

British Formula Ford Championship

RACE 12 - ROUND 25 - CLASSIFICATION

POS	NO	CL	NAME	ENTRY	LAPS	TIME	GAP	DIFF	MPH	BEST	ON
1	7	C	David BROWN	Van Diemen 08 - Fluid Motorsport Developr	16	19:05.289			98.43	1:10.851	8
2	4	C	Wayne BOYD	Mygale SJ08 - Jamun Racing Services	16	19:08.731	3.442	3.442	98.14	1:10.824	12
3	11	C	Adrian CAMPFIELD	Spectrum - Kevin Mills Racing	16	19:14.863	9.574	6.132	97.62	1:10.826	8
4	23	C	Chris MALIEPAARD	Mygale SJ07 - Getem Racing	16	19:14.981	9.692	0.118	97.61	1:11.185	9
5	58	C	Linton STUTELEY	Mygale 06 - Getem Racing	16	19:15.265	9.976	0.284	97.58	1:11.070	3
6	3	C	Tim BLANCHARD	Mygale SJ08 - Jamun Racing Services	16	19:15.482	10.193	0.217	97.57	1:10.956	4
7	98	C	Matt HAMILTON	Mygale SJ08 - JTR	16	19:15.632	10.343	0.150	97.55	1:11.008	16
8	2	C	James COLE	Mygale SJ08 - Jamun Racing Services	16	19:23.256	17.967	7.624	96.91	1:11.094	5
9	33	S	Garry FINDLAY	Mygale SJ06 -	16	19:26.267	20.978	3.011	96.66	1:11.516	11
10	64	G	Robert SOUSTER	VanDiemen DP07 -	16	19:33.472	28.183	7.205	96.07	1:12.151	8
11	73	S	Callum HOLLAND	Van Diemen DP07 - Inter Motorsport	16	19:34.800	29.511	1.328	95.96	1:11.984	13
12	22	S	Peter DAGLISH	Ray GRS07 -	16	19:47.068	41.779	12.268	94.97	1:12.585	4
13	44	S	Felix SCOTT	Spirit WL06 - Wrensport	16	19:47.414	42.125	0.346	94.94	1:12.110	6

NOT CLASSIFIED

<i>DNF</i>	27	S	Alex JONES	Spectrum 06 - Kevin Mills Racing	13	15:45.920	3 laps	3 laps	96.83	1:11.452	5
<i>DNF</i>	55	S	Daniel WALKER	Mygale SJ06 -	8	10:01.967	8 laps	5 laps	93.64	1:13.205	4
<i>DNF</i>	5	C	Victor CORREA	Mygale SJ08 - Jamun Racing Services	13	15:38.361	3 laps	0.000	97.61	1:10.973	3
<i>DNF</i>	24	C	Rogier DE WIT	Mygale SJ08 - JTR	0						

FASTEST LAP

4	C	Wayne BOYD	Mygale SJ08 - Jamun Racing Services	12	1:10.824	99.49 mph	160.11 kph
27	S	Alex JONES	Spectrum 06 - Kevin Mills Racing	5	1:11.452	98.61 mph	158.70 kph
64	G	Robert SOUSTER	VanDiemen DP07 -	8	1:12.151	97.66 mph	157.17 kph

Weather / Track : Cloudy / Dry

These results are provisional until the conclusion of any judicial and technical matters.

Donington Park National
Circuit Length = 1.9573 miles
Start: 17:55 End: 18:15

Clerk of Course :		Timekeeper :
-------------------	--	--------------

British Formula Ford Championship
RACE 12 - ROUND 25 - SECTOR ANALYSIS

2	James COLE Jamun Racing Services														
1-	128.1	39.274	130.6	13.924	92.2	1:19.222	9-	20.693	135.0	37.798	133.4	12.685	93.5	1:11.176	
2-	20.856	134.8	37.377	133.4	12.997	92.8	1:11.230	10-	20.615	134.2	37.688	133.4	13.076	93.5	1:11.379
3-	20.755	129.6	38.069	134.2	12.912	92.8	1:11.736	11-	21.198	125.4	38.203	128.8	13.044	94.3	1:12.445
4-	20.741	134.5	37.659	130.8	12.836	92.8	1:11.236	12-	20.636	134.5	38.169	131.1	13.133	93.5	1:11.938
5-	20.700	135.0	37.340	135.0	13.054	92.8	1:11.094	13-	21.054	127.1	37.695	133.4	12.893	93.9	1:11.642
6-	20.563	135.0	38.079	134.5	13.800	89.4	1:12.442	14-	21.212	115.1	38.757	125.4	14.395	84.4	1:14.364
7-	21.064	127.6	38.506	133.4	12.804	93.9	1:12.374	15-	21.741	128.3	38.503	124.3	13.685	83.1	1:13.929
8-	20.931	128.3	37.564	132.6	12.804	92.7	1:11.299	16-	22.326	122.7	39.887	118.8	13.537	83.7	1:15.750
3	Tim BLANCHARD Jamun Racing Services														
1-	131.6	38.962	128.3	13.409	93.9	1:17.935	9-	21.290	127.1	37.753	132.9	13.066	90.9	1:12.109	
2-	20.806	135.0	38.036	132.1	12.866	92.9	1:11.708	10-	21.020	131.8	37.780	132.9	14.034		1:12.834
3-	20.683	132.6	37.749	132.1	12.772	94.3	1:11.204	11-							1:13.188
4-	20.688	133.2	37.363	134.8	12.905	94.7	1:10.956	12-							1:11.573
5-	20.760	132.1	37.826	134.2	13.039	94.3	1:11.625	13-							1:12.379
6-	20.823	134.2	37.928	130.8	13.047	93.6	1:11.798	14-							1:12.796
7-	20.827	134.8	37.784	129.6	12.722	93.7	1:11.333	15-							1:11.334
8-	20.801	132.9	37.697	130.8	12.657	92.9	1:11.155	16-							1:11.555
4	Wayne BOYD Jamun Racing Services														
1-	132.4	38.318	132.6	13.046	93.9	1:15.997	9-	20.736	134.5	37.474	134.5	12.827	94.0	1:11.037	
2-	20.816	131.6	37.661	133.2	12.946	94.4	1:11.423	10-	20.955	130.8	37.755	134.2	13.647	90.0	1:12.357
3-	21.213	133.2	37.516	134.2	12.977	94.4	1:11.706	11-	21.351	131.8	37.582	129.6	12.755	92.2	1:11.688
4-	21.124	133.4	37.578	131.6	12.822	93.7	1:11.524	12-	20.794	132.4	37.422	130.8	12.608	92.8	1:10.824
5-	20.925	128.6	38.123	132.6	12.620	94.7	1:11.668	13-	20.819	133.2	37.526	130.8	12.585	93.2	1:10.930
6-	21.040	129.8	38.791	128.3	12.901	92.3	1:12.732	14-	20.843	133.7	37.530	130.6	12.611	93.3	1:10.984
7-	20.868	133.7	38.348	121.8	13.624	91.8	1:12.840	15-	20.876	132.9	37.363	130.8	12.790	93.3	1:11.029
8-	21.048	134.5	37.439	132.6	12.594	93.6	1:11.081	16-	20.921	133.4	37.371	130.8	12.619	93.6	1:10.911
5	Victor CORREA Jamun Racing Services														
1-	130.8	38.854	129.6	14.033	90.8	1:18.709	8-	20.839	134.8	37.531	133.9	12.677	94.5	1:11.047	
2-	20.939	134.2	37.528	130.8	13.020	93.9	1:11.487	9-	20.929	132.1	37.723	128.1	12.846	91.6	1:11.498
3-	20.589	134.8	37.372	134.2	13.012	93.3	1:10.973	10-	21.038	130.6	38.012	128.1	13.748	86.9	1:12.798
4-	20.772	135.3	37.435	131.3	13.136	93.3	1:11.343	11-	21.557	131.8	37.598	131.6	12.871	92.8	1:12.026
5-	20.780	134.2	37.990	133.9	12.798	94.7	1:11.568	12-	20.821	133.9	38.072	129.3	12.909	90.7	1:11.802
6-	20.618	135.8	37.584	133.9	13.290	92.4	1:11.492	13-	21.016	132.1	38.029	129.6	13.202	89.8	1:12.247
7-	20.665	137.2	37.854	129.3	12.852	93.6	1:11.371								
7	David BROWN Fluid Motorsport Development														
1-	125.9	38.121	128.6	13.097	92.8	1:15.253	9-	20.735	132.4	37.598	129.8	12.810	92.3	1:11.143	
2-	20.897	131.3	37.867	129.3	12.992	90.7	1:11.756	10-	20.850	132.9	37.716	129.8	12.674	93.9	1:11.240
3-	21.082	132.1	37.710	129.6	13.001	92.7	1:11.793	11-	20.885	132.1	37.636	129.8	12.753	93.3	1:11.274
4-	21.254	132.1	37.405	129.8	13.024	90.4	1:11.683	12-	20.812	132.9	37.763	130.3	12.661	93.6	1:11.236
5-	20.976	132.6	38.029	129.8	12.673	93.6	1:11.678	13-	20.772	133.4	37.506	130.1	12.629	93.9	1:10.907
6-	21.092	131.8	38.103	129.8	12.651	93.9	1:11.846	14-	20.729	132.9	37.604	130.1	12.723	94.0	1:11.056
7-	20.845	132.4	37.423	130.1	12.633	93.9	1:10.901	15-	20.780	132.6	37.602	129.8	12.940	93.5	1:11.322
8-	20.736	131.1	37.487	130.1	12.628	93.5	1:10.851	16-	20.860	133.4	37.675	130.3	12.815	92.1	1:11.350
11	Adrian CAMPFIELD Kevin Mills Racing														
1-	126.1	38.211	130.8	13.456	90.6	1:16.576	9-	20.909	122.9	37.761	133.4	12.929	91.2	1:11.599	
2-	20.945	133.7	37.448	133.2	12.955	93.7	1:11.348	10-	21.266	126.9	37.819	132.9	13.649	88.3	1:12.734
3-	20.935	127.6	37.497	132.6	13.070	94.7	1:11.502	11-	21.377	131.6	37.584	133.4	12.990	93.5	1:11.951
4-	21.125	118.8	37.712	131.6	12.918	94.5	1:11.755	12-	20.755	131.1	37.916	131.3	13.295	90.7	1:11.966
5-	21.124	127.1	38.063	131.8	12.905	93.1	1:12.092	13-	21.280	131.3	37.461	132.9	13.221	92.9	1:11.962
6-	20.688	132.6	38.347	131.3	13.664	92.7	1:12.699	14-	21.445	123.4	38.223	130.1	12.673	93.1	1:12.341
7-	20.934	132.9	37.482	132.4	13.109	91.4	1:11.525	15-	20.842	130.8	38.124	130.3	12.924	92.8	1:11.890
8-	20.721	135.0	37.182	135.6	12.923	93.7	1:10.826	16-	20.841	134.5	37.916	130.3	13.340	91.8	1:12.097
22	Peter DAGLISH														
1-	116.9	40.785	126.9	14.242	88.2	1:22.470	9-	21.733	113.9	39.730	125.0	13.257	92.3	1:14.720	
2-	21.665	122.9	38.598	132.4	13.593	89.1	1:13.856	10-	21.610	121.8	38.898	128.3	13.392	90.9	1:13.900
3-	21.440	124.0	38.196	130.3	13.359	90.1	1:12.995	11-	21.734	119.4	38.962	125.7	13.330	92.1	1:14.026

Donington Park National
Circuit Length = 1.9573 miles
Start: 17:55 End: 18:15

Weather / Track : Cloudy / Dry

British Formula Ford Championship
RACE 12 - ROUND 25 - SECTOR ANALYSIS

4 -	21.238	124.7	38.212	131.3	13.135	92.2	1:12.585	12 -	21.632	116.7	39.042	124.7	13.249	91.1	1:13.923
5 -	21.463	121.6	38.906	129.6	13.141	87.8	1:13.510	13 -	21.811	117.3	38.651	128.8	13.094	91.3	1:13.556
6 -	21.409	125.0	38.545	128.6	12.899	91.3	1:12.853	14 -	21.360	123.6	38.410	128.6	13.008	91.8	1:12.778
7 -	21.249	124.5	39.230	129.8	13.879	84.3	1:14.358	15 -	21.465	122.2	38.918	125.4	13.448	91.9	1:13.831
8 -	21.618	123.1	39.402	128.6	13.191	91.8	1:14.211	16 -	21.543	125.2	38.703	127.3	13.250	91.7	1:13.496
23	Chris MALIEPAARD Getem Racing														
1 -	130.1	38.131	130.3	13.139	91.1	1:15.729	9 -	20.815	133.7	37.635	131.6	12.735	93.3	1:11.185	
2 -	20.952	133.9	37.735	133.7	12.887	91.9	1:11.574	10 -	20.838	131.8	37.703	131.8	13.210	91.1	1:11.751
3 -	21.150	131.8	37.541	131.8	12.978	93.9	1:11.669	11 -	21.455	128.3	37.793	131.3	12.799	94.3	1:12.047
4 -	21.476	128.6	37.708	132.1	12.887	92.2	1:12.071	12 -	20.902	134.5	37.708	133.2	13.215	91.4	1:11.825
5 -	21.067	131.8	37.890	132.9	12.662	93.2	1:11.619	13 -	21.387	130.3	37.506	132.4	13.177	94.3	1:12.070
6 -	20.958	134.2	38.561	126.4	13.715	91.4	1:13.234	14 -	21.657	126.4	38.383	130.8	12.652	93.7	1:12.692
7 -	21.157	130.3	37.711	131.8	13.290	93.6	1:12.158	15 -	20.691	133.7	37.855	131.8	13.121	93.5	1:11.667
8 -	21.073	130.6	37.578	132.9	13.071	90.6	1:11.722	16 -	20.911	133.9	37.673	125.9	13.384	93.1	1:11.968
27	Alex JONES Kevin Mills Racing														
1 -	124.0	39.027	130.8	14.147	93.3	1:19.529	8 -	20.923	130.1	37.959	130.6	12.783	90.6	1:11.665	
2 -	21.058	131.3	37.758	131.6	13.265	88.0	1:12.081	9 -	21.059	126.1	38.068	129.6	12.781	92.1	1:11.908
3 -	21.111	130.6	38.211	130.6	13.048	90.1	1:12.370	10 -	21.043	130.6	38.023	128.8	12.767	91.3	1:11.833
4 -	20.946	129.3	37.765	130.8	12.861	91.2	1:11.572	11 -	21.318	128.1	38.274	128.6	12.865	89.5	1:12.457
5 -	20.901	131.6	37.817	130.6	12.734	92.3	1:11.452	12 -	21.185	127.1	38.272	127.8	13.578	85.9	1:13.035
6 -	20.802	130.1	38.204	130.3	12.766	92.6	1:11.772	13 -	21.485	122.7	38.867	126.1	14.023	56.9	1:14.375
7 -	21.030	128.6	37.872	131.3	12.969	91.7	1:11.871								
33	Garry FINDLAY														
1 -	122.7	40.146	126.4	14.226	88.9	1:22.555	9 -	20.966	131.8	37.900	130.3	12.735	92.4	1:11.601	
2 -	21.301	129.1	38.646	131.3	13.206	92.2	1:13.153	10 -	20.961	132.6	38.007	130.3	12.920	93.2	1:11.888
3 -	20.995	129.8	38.457	128.3	13.256	92.6	1:12.708	11 -	20.906	132.6	37.849	129.8	12.761	92.4	1:11.516
4 -	20.930	123.6	38.756	129.3	13.063	92.7	1:12.749	12 -	21.086	131.1	38.231	129.6	12.892	92.7	1:12.209
5 -	21.320	113.9	39.073	131.1	13.093	91.9	1:13.486	13 -	21.066	131.8	38.353	129.6	12.823	91.9	1:12.242
6 -	20.916	124.3	38.079	130.6	12.882	90.4	1:11.877	14 -	20.997	132.9	38.030	130.6	13.299	90.2	1:12.326
7 -	21.052	131.6	38.050	129.8	12.944	92.4	1:12.046	15 -	21.119	130.8	38.113	129.8	12.968	92.6	1:12.200
8 -	20.911	130.8	38.038	129.8	12.954	93.1	1:11.903	16 -	20.929	131.3	37.976	130.1	12.903	92.4	1:11.808
44	Felix SCOTT Wrensport														
1 -	120.9	39.315	129.8	14.349	89.4	1:20.627	9 -	21.268	126.1	38.199	126.9	12.886	91.7	1:12.353	
2 -	21.255	126.1	38.249	129.1	13.190	91.1	1:12.694	10 -	21.157	127.1	38.309	127.1	12.854	92.2	1:12.320
3 -	21.329	125.7	39.264	124.5	13.391	92.6	1:13.984	11 -	21.238	127.6	38.234	126.9	12.928	91.6	1:12.400
4 -	21.528	124.5	39.402	125.9	13.271	93.1	1:14.201	12 -	21.193	128.1	38.350	127.6	12.935	90.6	1:12.478
5 -	21.101	114.1	39.680	127.6	13.258	94.1	1:14.039	13 -	21.252	128.6	38.022	127.6	12.934	90.0	1:12.208
6 -	21.108	125.2	38.152	129.6	12.850	92.2	1:12.110	14 -	21.203	128.3	38.585	127.6	13.103	91.2	1:12.891
7 -	21.441	119.0	39.349	126.9	25.882	68.1	1:26.672	15 -	21.175	129.1	38.179	128.6	12.883	92.1	1:12.237
8 -	22.091	126.1	38.613	125.7	13.109	90.1	1:13.813	16 -	21.062	130.3	38.488	129.3	12.837	93.1	1:12.387
55	Daniel WALKER														
1 -	117.5	40.705	128.8	14.261	79.3	1:23.025	5 -	21.693	124.0	39.154	126.4	13.680	86.0	1:14.527	
2 -	21.916	122.9	39.061	128.1	13.421	88.9	1:14.398	6 -	21.828	123.8	38.852	124.0	13.446	88.1	1:14.126
3 -	21.507	126.9	38.519	128.1	13.388	88.3	1:13.414	7 -	22.233	122.7	38.901	126.4	13.836	83.1	1:14.970
4 -	21.560	125.7	38.545	127.6	13.100	89.5	1:13.205	8 -	21.958	125.9	38.761	123.6	13.583	87.7	1:14.302
58	Linton STUTELEY Getem Racing														
1 -	125.4	38.969	129.8	13.375	92.1	1:17.444	9 -	20.721	132.6	37.637	132.4	12.822	91.1	1:11.180	
2 -	20.810	134.5	37.595	131.6	12.939	92.7	1:11.344	10 -	20.825	131.8	37.635	131.6	12.873	91.9	1:11.333
3 -	20.716	132.9	37.522	132.6	12.832	93.3	1:11.070	11 -	20.918	128.8	38.104	132.4	13.200	93.1	1:12.222
4 -	20.928	123.8	37.985	132.6	12.914	92.8	1:11.827	12 -	20.710	130.8	37.769	133.2	13.092	94.4	1:11.571
5 -	21.081	128.8	38.252	132.9	12.919	92.1	1:12.252	13 -	21.047	128.6	37.804	133.7	12.918	93.7	1:11.769
6 -	20.979	131.8	38.090	132.6	13.694	89.0	1:12.763	14 -	21.055	122.5	38.504	130.3	13.130	91.4	1:12.689
7 -	21.040	133.2	39.405	132.1	12.885	90.3	1:13.330	15 -	20.858	132.1	37.725	130.3	12.760	93.2	1:11.343
8 -	20.971	132.4	37.692	131.6	12.765	92.3	1:11.428	16 -	20.740	132.6	37.587	132.6	13.373	94.3	1:11.700
64	Robert SOUSTER														
1 -	119.2	40.350	128.6	13.847	89.1	1:21.968	9 -	20.963	126.9	38.297	130.6	13.018	90.4	1:12.278	
2 -	21.384	123.4	38.541	129.6	13.315	90.6	1:13.240	10 -	21.349	127.1	38.418	129.8	13.038	91.1	1:12.805

Donington Park National
Circuit Length = 1.9573 miles
Start: 17:55 End: 18:15

Weather / Track : Cloudy / Dry

British Formula Ford Championship
RACE 12 - ROUND 25 - SECTOR ANALYSIS

3 -	21.328	125.4	38.524	129.8	13.099	92.3	1:12.951	11 -	21.358	125.2	38.207	129.6	12.929	91.4	1:12.494
4 -	21.081	126.4	38.608	130.6	12.995	92.8	1:12.684	12 -	21.360	122.7	38.338	129.3	13.064	90.8	1:12.762
5 -	21.400	118.8	38.840	128.3	13.093	89.1	1:13.333	13 -	21.363	125.2	38.203	129.6	13.046	92.2	1:12.612
6 -	21.270	125.9	38.185	128.6	13.193	90.0	1:12.648	14 -	21.429	124.3	38.346	129.1	13.126	91.8	1:12.901
7 -	21.042	127.3	38.157	129.6	12.962	92.2	1:12.161	15 -	21.448	122.7	38.705	128.6	13.226	91.4	1:13.379
8 -	21.130	126.1	38.023	131.1	12.998	92.3	1:12.151	16 -	21.572	123.1	38.523	129.3	13.010	91.7	1:13.105
73	Callum HOLLAND Inter Motorsport														
1 -		124.7	39.019	130.8	14.220	91.9	1:19.953	9 -	21.139	128.1	38.553	129.3	13.060	91.9	1:12.752
2 -	21.196	130.1	38.495	129.6	13.352	88.9	1:13.043	10 -	21.043	127.6	38.304	129.1	12.975	92.8	1:12.322
3 -	21.300	128.3	39.551	127.1	13.255	90.9	1:14.106	11 -	21.121	128.6	38.420	129.1	12.846	92.4	1:12.387
4 -	21.467	125.9	38.949	129.1	13.139	90.2	1:13.555	12 -	21.181	131.3	38.395	128.8	13.068	92.7	1:12.644
5 -	21.727	109.3	39.129	129.1	13.338	92.9	1:14.194	13 -	21.087	131.3	38.148	129.3	12.749	92.4	1:11.984
6 -	21.018	127.3	38.236	130.3	13.134	85.5	1:12.388	14 -	21.149	129.1	38.606	129.3	13.117	88.0	1:12.872
7 -	21.927	112.6	39.482	129.1	13.269	87.5	1:14.678	15 -	21.197	131.3	38.632	126.1	13.031	92.3	1:12.860
8 -	21.289	128.6	38.530	129.1	12.995	91.7	1:12.814	16 -	21.046	130.1	38.255	129.8	12.947	91.4	1:12.248
98	Matt HAMILTON JTR														
1 -		130.1	39.177	130.6	13.297	91.9	1:17.770	9 -	20.750	133.7	37.724	131.6	12.636	92.7	1:11.110
2 -	20.875	133.4	38.433	128.8	12.900	92.7	1:12.208	10 -	20.727	133.7	37.937	130.8	12.839	91.7	1:11.503
3 -	21.084	133.4	38.078	130.8	12.742	91.8	1:11.904	11 -	21.367	125.9	38.238	132.1	12.774	93.1	1:12.379
4 -	20.779	131.3	37.974	130.1	13.178	92.7	1:11.931	12 -	20.833	133.7	38.214	130.6	12.912	90.8	1:11.959
5 -	20.743	133.7	37.525	132.1	12.787	91.9	1:11.055	13 -	21.223	133.4	37.518	132.4	12.837	93.9	1:11.578
6 -	20.824	132.9	37.622	134.2	13.612	88.5	1:12.058	14 -	22.054	123.8	38.448	132.9	13.621	90.4	1:14.123
7 -	20.936	134.5	38.630	129.8	12.737	91.3	1:12.303	15 -	20.792	133.9	38.045	131.3	12.841	90.1	1:11.678
8 -	20.896	133.4	37.552	129.3	12.617	91.6	1:11.065	16 -	20.847	132.6	37.430	131.6	12.731	94.3	1:11.008

British Formula Ford Championship
RACE 12 - ROUND 25 - SPEED TRAPS

SECTOR 1				SECTOR 2			FINISH LINE		
POS	NO	NAME	MPH	NO	NAME	MPH	NO	NAME	MPH
1	5	Victor CORREA	137.2	11	Adrian CAMPFIELD	135.6	3	Tim BLANCHARD	94.7
2	2	James COLE	135.0	2	James COLE	135.0	4	Wayne BOYD	94.7
3	3	Tim BLANCHARD	135.0	3	Tim BLANCHARD	134.8	5	Victor CORREA	94.7
4	11	Adrian CAMPFIELD	135.0	4	Wayne BOYD	134.5	11	Adrian CAMPFIELD	94.7
5	4	Wayne BOYD	134.5	5	Victor CORREA	134.2	58	Linton STUTELEY	94.4
6	23	Chris MALIEPAARD	134.5	98	Matt HAMILTON	134.2	2	James COLE	94.3
7	58	Linton STUTELEY	134.5	23	Chris MALIEPAARD	133.7	23	Chris MALIEPAARD	94.3
8	98	Matt HAMILTON	134.5	58	Linton STUTELEY	133.7	98	Matt HAMILTON	94.3
9	7	David BROWN	133.4	22	Peter DAGLISH	132.4	44	Felix SCOTT	94.1
10	33	Garry FINDLAY	132.9	27	Alex JONES	131.6	7	David BROWN	94.0
11	27	Alex JONES	131.6	33	Garry FINDLAY	131.3	27	Alex JONES	93.3
12	73	Callum HOLLAND	131.3	64	Robert SOUSTER	131.1	33	Garry FINDLAY	93.2
13	44	Felix SCOTT	130.3	73	Callum HOLLAND	130.8	73	Callum HOLLAND	92.9
14	64	Robert SOUSTER	127.3	7	David BROWN	130.3	64	Robert SOUSTER	92.8
15	55	Daniel WALKER	126.9	44	Felix SCOTT	129.8	22	Peter DAGLISH	92.3
16	22	Peter DAGLISH	125.2	55	Daniel WALKER	128.8	55	Daniel WALKER	89.5

Weather / Track : Cloudy / Dry

www.tsl-timing.com

Donington Park National
 Circuit Length = 1.9573 miles
 Start: 17:55 End: 18:15

Printed - 18.16 Sunday, 12 October 2008

British Formula Ford Championship

RACE 12 - ROUND 25 - BEST SECTOR TIMES

SECTOR 1			SECTOR 2			SECTOR 3			IDEAL / BEST COMPARISON						
POS	NO	NAME	TIME	NO	NAME	TIME	NO	NAME	TIME	POS	NO	NAME	IDEAL	BEST	DIFF
1	2	COLE	20.563	11	CAMPFIELD	37.182	4	BOYD	12.585	1	11	CAMPFIELD	1:10.543	1:10.826	0.283
2	5	CORREA	20.589	2	COLE	37.340	98	HAMILTON	12.617	2	2	COLE	1:10.588	1:11.094	0.506
3	3	BLANCHARD	20.683	3	BLANCHARD	37.363	7	BROWN	12.628	3	5	CORREA	1:10.638	1:10.973	0.335
4	11	CAMPFIELD	20.688	4	BOYD	37.363	23	MALIEPAARD	12.652	4	4	BOYD	1:10.684	1:10.824	0.140
5	23	MALIEPAARD	20.691	5	CORREA	37.372	3	BLANCHARD	12.657	5	3	BLANCHARD	1:10.703	1:10.956	0.253
6	58	STUTELEY	20.710	7	BROWN	37.405	11	CAMPFIELD	12.673	6	7	BROWN	1:10.762	1:10.851	0.089
7	98	HAMILTON	20.727	98	HAMILTON	37.430	5	CORREA	12.677	7	98	HAMILTON	1:10.774	1:11.008	0.234
8	7	BROWN	20.729	23	MALIEPAARD	37.506	2	COLE	12.685	8	23	MALIEPAARD	1:10.849	1:11.185	0.336
9	4	BOYD	20.736	58	STUTELEY	37.522	27	JONES	12.734	9	58	STUTELEY	1:10.992	1:11.070	0.078
10	27	JONES	20.802	27	JONES	37.758	33	FINDLAY	12.735	10	27	JONES	1:11.294	1:11.452	0.158
11	33	FINDLAY	20.906	33	FINDLAY	37.849	73	HOLLAND	12.749	11	33	FINDLAY	1:11.490	1:11.516	0.026
12	64	SOUSTER	20.963	44	SCOTT	38.022	58	STUTELEY	12.760	12	64	SOUSTER	1:11.915	1:12.151	0.236
13	73	HOLLAND	21.018	64	SOUSTER	38.023	44	SCOTT	12.837	13	73	HOLLAND	1:11.915	1:11.984	0.069
14	44	SCOTT	21.062	73	HOLLAND	38.148	22	DAGLISH	12.899	14	44	SCOTT	1:11.921	1:12.110	0.189
15	22	DAGLISH	21.238	22	DAGLISH	38.196	64	SOUSTER	12.929	15	22	DAGLISH	1:12.333	1:12.585	0.252
16	55	WALKER	21.507	55	WALKER	38.519	55	WALKER	13.100	16	55	WALKER	1:13.126	1:13.205	0.079
											Perfect Lap		1:10.330		

British Formula Ford Championship
RACE 12 - ROUND 25 - LAP CHART

Lap 1			Lap 2			Lap 3			Lap 4			Lap 5		
No	Behind	Laptime	No	Behind	Laptime	No	Behind	Laptime	No	Behind	Laptime	No	Behind	Laptime
7		1:15.253	7		1:11.756	7		1:11.793	7		1:11.683	7		1:11.678
23	0.476	1:15.729	23	0.294	1:11.574	23	0.170	1:11.669	4	0.165	1:11.524	4	0.155	1:11.668
4	0.744	1:15.997	4	0.411	1:11.423	4	0.324	1:11.706	23	0.558	1:12.071	23	0.499	1:11.619
11	1.323	1:16.576	11	0.915	1:11.348	11	0.624	1:11.502	11	0.696	1:11.755	11	1.110	1:12.092
58	2.191	1:17.444	58	1.779	1:11.344	58	1.056	1:11.070	58	1.200	1:11.827	3	1.265	1:11.625
98	2.517	1:17.770	3	2.634	1:11.708	3	2.045	1:11.204	3	1.318	1:10.956	58	1.774	1:12.252
3	2.682	1:17.935	98	2.969	1:12.208	5	2.367	1:10.973	5	2.027	1:11.343	5	1.917	1:11.568
5	3.456	1:18.709	5	3.187	1:11.487	98	3.080	1:11.904	2	2.939	1:11.236	2	2.355	1:11.094
2	3.969	1:19.222	2	3.443	1:11.230	2	3.386	1:11.736	98	3.328	1:11.931	98	2.705	1:11.055
27	4.276	1:19.529	27	4.601	1:12.081	27	5.178	1:12.370	27	5.067	1:11.572	27	4.841	1:11.452
73	4.700	1:19.953	73	5.987	1:13.043	73	8.300	1:14.106	73	10.172	1:13.555	64	12.013	1:13.333
44	5.374	1:20.627	44	6.312	1:12.694	44	8.503	1:13.984	64	10.358	1:12.684	33	12.488	1:13.486
64	6.715	1:21.968	64	8.199	1:13.240	64	9.357	1:12.951	33	10.680	1:12.749	73	12.688	1:14.194
22	7.217	1:22.470	33	8.699	1:13.153	33	9.614	1:12.708	44	11.021	1:14.201	22	13.253	1:13.510
33	7.302	1:22.555	22	9.317	1:13.856	22	10.519	1:12.995	22	11.421	1:12.585	44	13.382	1:14.039
55	7.772	1:23.025	55	10.414	1:14.398	55	12.035	1:13.414	55	13.557	1:13.205	55	16.406	1:14.527

British Formula Ford Championship
RACE 12 - ROUND 25 - LAP CHART

Lap 6			Lap 7			Lap 8			Lap 9			Lap 10		
No	Behind	Laptime	No	Behind	Laptime	No	Behind	Laptime	No	Behind	Laptime	No	Behind	Laptime
7		1:11.846	7		1:10.901	7		1:10.851	7		1:11.143	7		1:11.240
4	1.041	1:12.732	3	1.649	1:11.333	3	1.953	1:11.155	5	2.584	1:11.498	5	4.142	1:12.798
3	1.217	1:11.798	5	2.033	1:11.371	5	2.229	1:11.047	3	2.919	1:12.109	4	4.221	1:12.357
5	1.563	1:11.492	11	2.587	1:11.525	11	2.562	1:10.826	11	3.018	1:11.599	11	4.512	1:12.734
23	1.887	1:13.234	4	2.980	1:12.840	4	3.210	1:11.081	4	3.104	1:11.037	3	4.513	1:12.834
11	1.963	1:12.699	23	3.144	1:12.158	23	4.015	1:11.722	23	4.057	1:11.185	23	4.568	1:11.751
58	2.691	1:12.763	98	4.319	1:12.303	98	4.533	1:11.065	98	4.500	1:11.110	98	4.763	1:11.503
98	2.917	1:12.058	2	4.424	1:12.374	2	4.872	1:11.299	2	4.905	1:11.176	2	5.044	1:11.379
2	2.951	1:12.442	58	5.120	1:13.330	58	5.697	1:11.428	58	5.734	1:11.180	58	5.827	1:11.333
27	4.767	1:11.772	27	5.737	1:11.871	27	6.551	1:11.665	27	7.316	1:11.908	27	7.909	1:11.833
33	12.519	1:11.877	33	13.664	1:12.046	33	14.716	1:11.903	33	15.174	1:11.601	33	15.822	1:11.888
64	12.815	1:12.648	64	14.075	1:12.161	64	15.375	1:12.151	64	16.510	1:12.278	64	18.075	1:12.805
73	13.230	1:12.388	73	17.007	1:14.678	73	18.970	1:12.814	73	20.579	1:12.752	73	21.661	1:12.322
44	13.646	1:12.110	22	17.717	1:14.358	22	21.077	1:14.211	22	24.654	1:14.720	22	27.314	1:13.900
22	14.260	1:12.853	55	22.755	1:14.970	55	26.206	1:14.302	44	33.589	1:12.353	44	34.669	1:12.320
55	18.686	1:14.126	44	29.417	1:26.672	44	32.379	1:13.813						

British Formula Ford Championship
RACE 12 - ROUND 25 - LAP CHART

Lap 11			Lap 12			Lap 13			Lap 14			Lap 15		
No	Behind	Laptime	No	Behind	Laptime	No	Behind	Laptime	No	Behind	Laptime	No	Behind	Laptime
7		1:11.274	7		1:11.236	7		1:10.907	7		1:11.056	7		1:11.322
4	4.635	1:11.688	4	4.223	1:10.824	4	4.246	1:10.930	4	4.174	1:10.984	4	3.881	1:11.029
5	4.894	1:12.026	5	5.460	1:11.802	5	6.800	1:12.247	11	8.259	1:12.341	11	8.827	1:11.890
11	5.189	1:11.951	11	5.919	1:11.966	11	6.974	1:11.962	23	8.729	1:12.692	23	9.074	1:11.667
23	5.341	1:12.047	23	5.930	1:11.825	23	7.093	1:12.070	58	9.605	1:12.689	58	9.626	1:11.343
98	5.868	1:12.379	98	6.591	1:11.959	98	7.262	1:11.578	3	9.976	1:12.796	3	9.988	1:11.334
2	6.215	1:12.445	3	6.764	1:11.573	2	7.652	1:11.642	98	10.329	1:14.123	98	10.685	1:11.678
3	6.427	1:13.188	2	6.917	1:11.938	58	7.972	1:11.769	2	10.960	1:14.364	2	13.567	1:13.929
58	6.775	1:12.222	58	7.110	1:11.571	3	8.236	1:12.379	33	19.642	1:12.326	33	20.520	1:12.200
27	9.092	1:12.457	27	10.891	1:13.035	27	14.359	1:14.375	64	24.371	1:12.901	64	26.428	1:13.379
33	16.064	1:11.516	33	17.037	1:12.209	33	18.372	1:12.242	73	27.075	1:12.872	73	28.613	1:12.860
64	19.295	1:12.494	64	20.821	1:12.762	64	22.526	1:12.612	22	37.124	1:12.778	22	39.633	1:13.831
73	22.774	1:12.387	73	24.182	1:12.644	73	25.259	1:11.984	44	40.173	1:12.891	44	41.088	1:12.237
22	30.066	1:14.026	22	32.753	1:13.923	22	35.402	1:13.556						
44	35.795	1:12.400	44	37.037	1:12.478	44	38.338	1:12.208						

British Formula Ford Championship
RACE 12 - ROUND 25 - LAP CHART

Lap 16		
No	Behind	Laptime
7		1:11.350
4	3.442	1:10.911
11	9.574	1:12.097
23	9.692	1:11.968
58	9.976	1:11.700
3	10.193	1:11.555
98	10.343	1:11.008
2	17.967	1:15.750
33	20.978	1:11.808
64	28.183	1:13.105
73	29.511	1:12.248
22	41.779	1:13.496
44	42.125	1:12.387

British Formula Ford Championship

RACE 12 - ROUND 25 - POSITION CHART

No	Name	Laps Pos	1	2	3	4	5	6	7	8	9	10	11	12	13	14	15	16
			7	BROWN	1	7	7	7	7	7	7	7	7	7	7	7	7	7
23	MALIEPAARD	2	23	23	23	4	4	4	3	3	5	5	4	4	4	4	4	4
4	BOYD	3	4	4	4	23	23	3	5	5	3	4	5	5	5	11	11	11
11	CAMPFIELD	4	11	11	11	11	11	5	11	11	11	11	11	11	11	23	23	23
58	STUTELEY	5	58	58	58	58	3	23	4	4	4	3	23	23	23	58	58	58
98	HAMILTON	6	98	3	3	3	58	11	23	23	23	23	98	98	98	3	3	3
3	BLANCHARD	7	3	98	5	5	5	58	98	98	98	98	2	3	2	98	98	98
5	CORREA	8	5	5	98	2	2	98	2	2	2	2	3	2	58	2	2	2
2	COLE	9	2	2	2	98	98	2	58	58	58	58	58	58	3	33	33	33
27	JONES	10	27	27	27	27	27	27	27	27	27	27	27	27	27	64	64	64
73	HOLLAND	11	73	73	73	73	64	33	33	33	33	33	33	33	33	73	73	73
44	SCOTT	12	44	44	44	64	33	64	64	64	64	64	64	64	64	22	22	22
64	SOUSTER	13	64	64	64	33	73	73	73	73	73	73	73	73	73	44	44	44
22	DAGLISH	14	22	33	33	44	22	44	22	22	22	22	22	22	22			
33	FINDLAY	15	33	22	22	22	44	22	55	55	44	44	44	44	44			
55	WALKER	16	55	55	55	55	55	55	44	44								