



Sponsored by Avon Tyres



# BRITISH FORMULA FORD

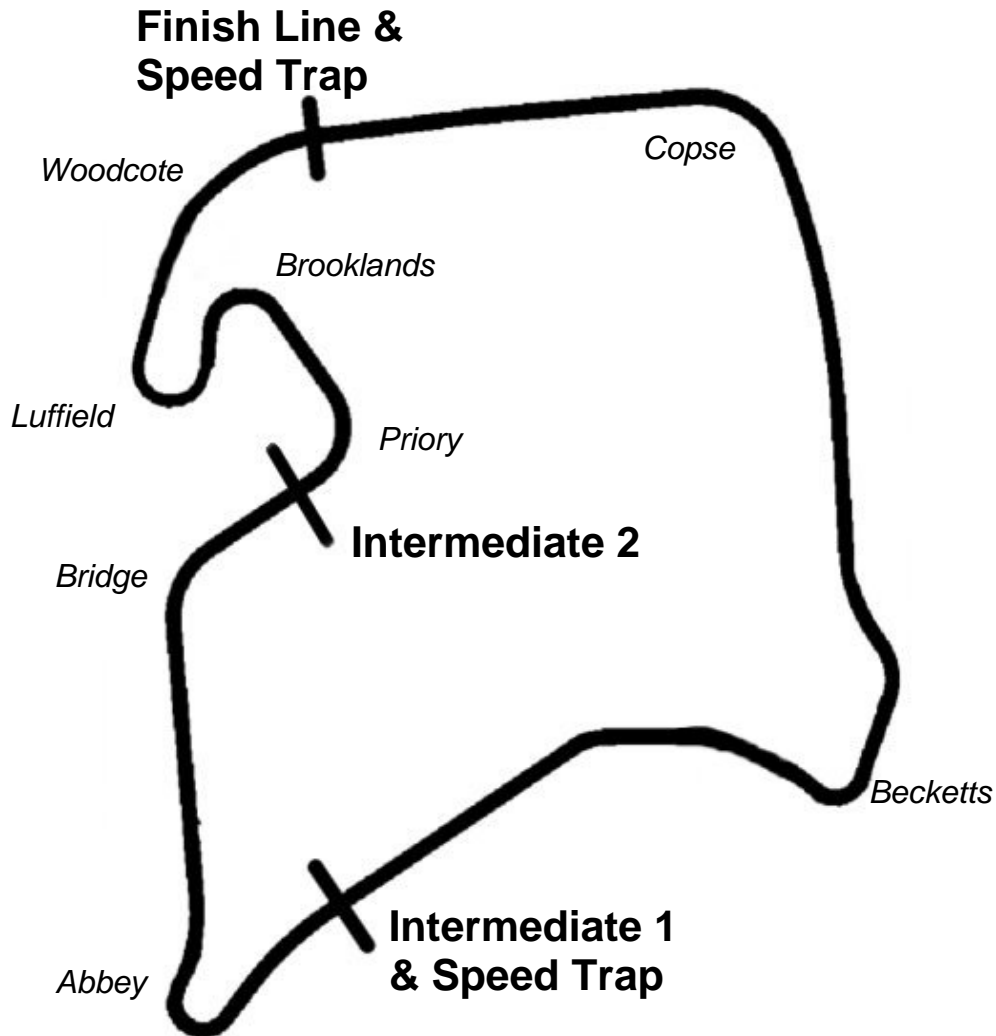
Round 21 & 22  
Silverstone International

16th & 17th August 2008



Results Provided by Timing Solutions Ltd  
[www.tsl-timing.com](http://www.tsl-timing.com)

# SILVERSTONE INTERNATIONAL



Circuit Length: 2.249 miles / 3619.4 metres  
Intermediate 1: 1780 metres  
Intermediate 2: 2583 metres  
Pit In: 3581 metres  
Pit Out: 304 metres after Finish Line  
Pit In – Pit Out: 334 metres, @ 60 kph = 20 seconds, @ 80 kph = 15 seconds

# British Formula Ford Championship

## QUALIFYING - RACE 7 - ROUND 21 - CLASSIFICATION

POS	NO	CL	DRIVER / TEAM	CAR	TIME	ON	LAPS	GAP	DIFF	MPH
1	3	C	<b>Tim BLANCHARD (AUS)</b> Jamun Racing Services	Mygale SJ08	<b>1:23.780</b>	3	8			96.63
2	5	C	<b>Victor CORREA (BRA)</b> Jamun Racing Services	Mygale SJ08	<b>1:23.946</b>	2	11	<b>0.166</b>	0.166	96.44
3	2	C	<b>James COLE (GBR)</b> Jamun Racing Services	Mygale SJ08	<b>1:24.147</b>	3	9	<b>0.367</b>	0.201	96.21
4	23	C	<b>Chris MALIEPAARD (NED)</b> Getem Racing	Mygale SJ07	<b>1:24.296</b>	2	7	<b>0.516</b>	0.149	96.04
5	98	C	<b>Matt HAMILTON (GBR)</b> JTR	Mygale SJ08	<b>1:24.364</b>	3	9	<b>0.584</b>	0.068	95.96
6	58	C	<b>Linton STUTELEY (GBR)</b> Getem Racing/thebigcoldturkey.com	Mygale 06	<b>1:24.406</b>	2	8	<b>0.626</b>	0.042	95.92
7	4	C	<b>Wayne BOYD (GBR)</b> Jamun Racing Services	Mygale SJ08	<b>1:24.410</b>	5	12	<b>0.630</b>	0.004	95.91
8	6	C	<b>Marco SORENSEN (DEN)</b> Fluid Motorsport Development Ltd	Van Diemen 08	<b>1:24.538</b>	2	7	<b>0.758</b>	0.128	95.77
9	11	C	<b>Adrian CAMPFIELD (GBR)</b> Kevin Mills Racing	Spectrum	<b>1:24.721</b>	2	7	<b>0.941</b>	0.183	95.56
10	24	C	<b>Rogier DE WIT (NED)</b> JTR	Mygale SJ08	<b>1:24.796</b>	3	11	<b>1.016</b>	0.075	95.48
11	7	C	<b>David BROWN (GBR)</b> Fluid Motorsport Development	Van Diemen 08	<b>1:24.977</b>	3	12	<b>1.197</b>	0.181	95.27
12	12	C	<b>Glen WOOD (AUS)</b> Kevin Mills Racing	Spectrum	<b>1:25.069</b>	3	7	<b>1.289</b>	0.092	95.17
13	33	S	<b>Garry FINDLAY (GBR)</b> Driver	Mygale SJ06	<b>1:25.444</b>	4	12	<b>1.664</b>	0.375	94.75
14	99	S	<b>Chrissy PALMER (GBR)</b> Sterling Motorsport	Ray GRS06	<b>1:25.627</b>	2	9	<b>1.847</b>	0.183	94.55
15	27	S	<b>Alex JONES (GBR)</b> Kevin Mills Racing	Spectrum 06	<b>1:26.065</b>	3	7	<b>2.285</b>	0.438	94.07
16	20	C	<b>Matt DOBSON</b> 4D Motorsport	Van Diemen 06	<b>1:26.088</b>	3	13	<b>2.308</b>	0.023	94.04
17	44	S	<b>Felix SCOTT (GBR)</b> Wrensport	Spirit WL06	<b>1:26.129</b>	3	10	<b>2.349</b>	0.041	94.00
18	64	G	<b>Robert SOUSTER (GBR)</b> Speedsports	Van Diemen DP07	<b>1:26.931</b>	12	14	<b>3.151</b>	0.802	93.13
19	22	S	<b>Peter DAGLISH (GBR)</b>	Ray GRS07	<b>1:27.383</b>	8	8	<b>3.603</b>	0.452	92.65
20	73	S	<b>Callum HOLLAND (GBR)</b> Inter Motorsport	Van Diemen DP07	<b>1:27.629</b>	4	12	<b>3.849</b>	0.246	92.39
21	55	S	<b>Daniel WALKER (GBR)</b> Slidesports	Mygale SJ06	<b>1:27.912</b>	4	14	<b>4.132</b>	0.283	92.09
22	65	G	<b>Matt PRIOR (GBR)</b> Team Autocar	Van Diemen DP08	<b>1:27.948</b>	13	14	<b>4.168</b>	0.036	92.05

Weather / Track : Cloudy / Dry

These results are provisional until the conclusion of any judicial and technical matters.

Silverstone International  
Circuit Length = 2.2490 miles  
Start: 15:10 End: 15:31

Clerk of Course :		Timekeeper :
-------------------	--	--------------

# British Formula Ford Championship

## QUALIFYING - RACE 7 - ROUND 21 - SECTOR ANALYSIS

<b>2</b>	<b>James COLE</b>				Jamun Racing Services										
1 -	40.193	123.4	20.556	97.1	29.660	123.8	1:30.409	6 -	36.773	131.1	19.454	102.0	29.025	122.2	1:25.252
2 -	37.178	131.1	19.767	104.9	28.669	124.0	1:25.614	7 -	36.857	131.3	19.507	104.9	28.725	123.1	1:25.089
3 -	<b>36.326</b>	<b>134.5</b>	19.365	104.0	<b>28.456</b>	<b>124.3</b>	<b>1:24.147</b>	8 -	36.776	131.3	19.494	<b>106.4</b>	28.951	122.0	1:25.221
4 -	36.701	131.8	<b>19.304</b>	102.8	28.585	<b>124.3</b>	1:24.590	9 -	36.802	131.3	19.849	96.8	In		1:32.849 P
5 -	36.782	131.8	19.393	103.7	28.774	123.6	1:24.949								
<b>3</b>	<b>Tim BLANCHARD</b>				Jamun Racing Services										
1 -	39.725	116.5	21.086	96.1	29.837	124.0	1:30.648	5 -	38.711	128.1	19.945	103.4	28.728	124.3	1:27.384
2 -	36.347	132.6	19.334	102.3	28.532	123.1	1:24.213	6 -	37.629	129.6	21.827	95.2	32.156	123.1	1:31.612
3 -	36.472	132.6	<b>18.980</b>	106.7	<b>28.328</b>	<b>125.2</b>	<b>1:23.780</b>	7 -	37.328	131.1	19.166	107.9	29.013	123.1	1:25.507
4 -	<b>36.338</b>	<b>133.4</b>	19.072	<b>110.0</b>	28.909	124.0	1:24.319	8 -	38.885	118.1	21.488	93.2	In		1:39.577 P
<b>4</b>	<b>Wayne BOYD</b>				Jamun Racing Services										
1 -	40.336	123.8	19.817	100.3	28.933	122.5	1:29.086	7 -	36.719	130.6	19.290	105.0	28.730	123.4	1:24.739
2 -	37.246	129.8	19.582	104.0	28.657	122.7	1:25.485	8 -	36.723	130.6	19.157	105.0	28.770	123.4	1:24.650
3 -	37.385	129.8	19.166	107.7	<b>28.453</b>	123.4	1:25.004	9 -	<b>36.668</b>	<b>130.8</b>	19.185	103.2	28.779	124.3	1:24.632
4 -	36.786	130.1	19.404	<b>109.7</b>	28.897	<b>125.7</b>	1:25.087	10 -	36.700	130.6	<b>19.057</b>	105.8	28.831	123.6	1:24.588
5 -	36.728	130.6	19.107	108.9	28.575	123.4	<b>1:24.410</b>	11 -	36.746	<b>130.8</b>	19.244	105.0	28.752	123.4	1:24.742
6 -	37.049	130.3	19.250	107.9	28.689	123.6	1:24.988	12 -	41.719	99.0	22.350	91.2	In		1:43.109 P
<b>5</b>	<b>Victor CORREA</b>				Jamun Racing Services										
1 -	42.355	106.0	20.669	98.4	29.447	123.6	1:32.471	7 -	37.155	131.3	19.564	105.5	In		1:31.972 P
2 -	<b>36.424</b>	133.9	19.243	106.2	<b>28.279</b>	124.5	<b>1:23.946</b>	8 -	Out	125.0	24.033	77.8	30.188	123.1	3:44.703
3 -	38.831	105.7	21.551	<b>108.8</b>	29.323	123.8	1:29.705	9 -	36.837	132.1	19.507	101.4	30.238	122.9	1:26.582
4 -	36.695	132.1	19.212	108.6	28.458	<b>125.4</b>	1:24.365	10 -	36.875	131.6	19.306	107.7	29.024	122.9	1:25.205
5 -	36.451	<b>134.5</b>	<b>19.209</b>	108.6	28.892	123.8	1:24.552	11 -	36.917	132.4	19.544	97.5	In		1:35.618 P
6 -	36.642	133.4	19.506	108.1	28.659	122.9	1:24.807								
<b>6</b>	<b>Marco SORENSEN</b>				Fluid Motorsport Development Ltd										
1 -	44.472	88.9	28.967	60.9	39.333	123.4	1:52.772	5 -	36.984	130.6	19.354	105.4	28.838	122.9	1:25.176
2 -	<b>36.777</b>	<b>132.6</b>	<b>19.200</b>	104.9	<b>28.561</b>	<b>124.7</b>	<b>1:24.538</b>	6 -	36.909	130.3	19.368	<b>106.0</b>	28.621	124.5	1:24.898
3 -	36.880	131.8	19.376	104.5	28.572	124.3	1:24.828	7 -	37.932	129.6	20.223	98.1	In		1:41.058 P
4 -	36.871	130.3	19.363	104.0	28.709	124.3	1:24.943								
<b>7</b>	<b>David BROWN</b>				Fluid Motorsport Development										
1 -	38.881	123.4	21.161	97.8	29.920	124.0	1:29.962	7 -	37.569	130.8	19.535	104.4	29.131	122.2	1:26.235
2 -	<b>36.611</b>	132.1	19.325	105.4	29.062	124.5	1:24.998	8 -	37.786	128.8	19.896	96.6	In		1:33.985 P
3 -	36.612	132.4	19.520	<b>108.8</b>	<b>28.845</b>	123.8	<b>1:24.977</b>	9 -	Out	130.6	19.848	103.1	29.327	121.4	4:50.984
4 -	36.851	131.3	<b>19.290</b>	105.5	29.075	123.8	1:25.216	10 -	37.540	130.1	19.637	103.6	29.377	121.8	1:26.554
5 -	36.997	130.8	19.367	106.7	29.311	<b>125.4</b>	1:25.675	11 -	37.350	129.8	19.572	107.4	29.242	123.6	1:26.164
6 -	36.896	<b>132.9</b>	19.786	102.3	29.120	122.7	1:25.802	12 -	37.635	130.1	19.669	100.8	In		1:34.534 P
<b>11</b>	<b>Adrian CAMPFIELD</b>				Kevin Mills Racing										
1 -	Out	130.6	19.776	99.9	29.105	123.6	1:23.760	5 -	36.884	131.6	19.315	101.4	28.775	<b>124.7</b>	1:24.974
2 -	36.925	<b>132.1</b>	<b>19.310</b>	100.8	<b>28.486</b>	124.0	<b>1:24.721</b>	6 -	41.765	131.8	20.179	97.4	29.090	122.9	1:31.034
3 -	37.198	131.6	19.447	<b>103.6</b>	29.028	124.5	1:25.673	7 -	37.013	<b>132.1</b>	25.188	80.8	In		1:46.445 P
4 -	<b>36.807</b>	131.6	19.355	101.5	28.697	123.4	1:24.859								
<b>12</b>	<b>Glen WOOD</b>				Kevin Mills Racing										
1 -	37.927	130.8	20.829	98.5	28.860	<b>126.1</b>	1:27.616	5 -	36.911	131.6	<b>19.515</b>	108.1	29.170	123.4	1:25.596
2 -	37.303	129.6	19.663	104.9	28.902	122.2	1:25.868	6 -	37.185	130.8	19.608	106.0	29.318	122.7	1:26.111
3 -	<b>36.700</b>	<b>133.9</b>	19.543	<b>108.9</b>	<b>28.826</b>	125.7	<b>1:25.069</b>	7 -	39.803	112.6	20.951	91.9	In		1:38.029 P
4 -	36.847	131.8	19.638	107.7	29.002	125.2	1:25.487								
<b>20</b>	<b>Matt DOBSON</b>				4D Motorsport										
1 -	42.261	116.1	21.740	89.0	30.400	<b>121.4</b>	1:34.401	8 -	Out	128.3	20.164	99.0	29.311	120.3	2:54.644
2 -	38.213	126.4	20.401	104.4	28.863	120.7	1:27.477	9 -	37.862	128.8	19.844	104.0	29.191	119.2	1:26.897
3 -	37.674	125.7	<b>19.599</b>	104.0	<b>28.815</b>	119.8	<b>1:26.088</b>	10 -	37.956	129.1	19.759	104.5	29.213	119.4	1:26.928
4 -	37.723	128.8	19.916	102.3	28.819	121.1	1:26.458	11 -	37.893	129.1	20.040	102.8	29.224	119.2	1:27.157
5 -	<b>37.486</b>	<b>129.3</b>	19.968	101.2	28.994	120.7	1:26.448	12 -	38.365	129.1	19.786	100.3	29.323	119.0	1:27.474
6 -	37.709	129.1	20.030	<b>105.5</b>	29.377	119.6	1:27.116	13 -	37.996	129.1	19.975	105.2	29.244	120.9	1:27.215
7 -	38.212	<b>129.3</b>	19.880	98.0	In		1:36.389 P								

Silverstone International  
Circuit Length = 2.2490 miles  
Start: 15:10 End: 15:31

Weather / Track : Cloudy / Dry

# British Formula Ford Championship

## QUALIFYING - RACE 7 - ROUND 21 - SECTOR ANALYSIS

<b>22</b>	<b>Peter DAGLISH</b>														
1-	39.760	125.0	20.285	98.1	In	1:53.658 P	5-	<b>37.729</b>	<b>128.1</b>	20.083	98.7	29.764	118.8	1:27.576	
2-	Out	122.2	20.600	94.8	33.788	<b>120.7</b>	6-	39.080	125.4	26.747	96.6	In		1:44.549 P	
3-	38.312	125.4	20.149	<b>101.4</b>	29.793	119.8	7-	Out	121.6	20.579	97.7	29.988	117.1	4:48.988	
4-	37.819	<b>128.1</b>	20.138	98.4	<b>29.451</b>	119.6	8-	37.859	127.6	<b>20.011</b>	100.9	29.513	120.1	<b>1:27.383</b>	
<b>23</b>	<b>Chris MALIEPAARD</b>														
											Getem Racing				
1-	37.346	130.1	19.569	106.5	28.414	122.7	1:25.329	5-	36.828	<b>131.1</b>	19.319	105.4	28.500	123.6	1:24.647
2-	36.811	130.3	19.278	106.9	<b>28.207</b>	123.4	<b>1:24.296</b>	6-	37.155	130.8	19.305	103.7	28.767	123.4	1:25.227
3-	36.793	130.8	<b>19.155</b>	<b>108.8</b>	28.358	124.0	1:24.306	7-	36.884	130.8	19.214	104.4	In		1:35.014 P
4-	<b>36.679</b>	130.8	19.291	107.5	28.362	<b>124.7</b>	1:24.332								
<b>24</b>	<b>Rogier DE WIT</b>														
											JTR				
1-	55.425	52.8	24.553	93.3	31.847	121.8	1:51.825	7-	37.158	130.6	19.344	105.2	29.059	123.8	1:25.561
2-	36.792	<b>130.8</b>	19.350	103.1	<b>28.889</b>	123.4	1:25.031	8-	37.040	130.3	19.357	105.7	29.131	123.1	1:25.528
3-	<b>36.663</b>	130.3	<b>19.163</b>	<b>109.5</b>	28.970	123.8	<b>1:24.796</b>	9-	38.089	129.6	19.939	102.8	In		1:37.227 P
4-	36.994	130.3	19.257	105.7	29.028	<b>124.3</b>	1:25.279	10-	Out	129.3	19.784	103.1	29.082	122.7	4:24.840
5-	44.663	78.2	21.734	102.8	28.984	123.1	1:35.381	11-	37.476	129.6	19.577	105.0	29.101	123.6	1:26.154
6-	45.514	115.5	19.942	106.9	29.377	124.0	1:34.833								
<b>27</b>	<b>Alex JONES</b>														
											Kevin Mills Racing				
1-	37.767	133.4	20.796	85.7	29.235	<b>124.0</b>	1:27.798	5-	37.667	130.8	<b>19.531</b>	100.8	29.242	123.6	1:26.440
2-	37.496	132.9	19.675	98.1	29.136	123.1	1:26.307	6-	37.706	131.3	19.705	97.8	29.087	122.9	1:26.498
3-	<b>37.450</b>	<b>134.2</b>	19.629	99.6	<b>28.986</b>	123.1	<b>1:26.065</b>	7-	44.575	85.9	24.014	85.5	In		1:48.992 P
4-	46.296	83.7	21.992	<b>100.9</b>	29.316	123.4	1:37.604								
<b>33</b>	<b>Garry FINDLAY</b>														
											Driver				
1-	39.062	128.8	19.849	96.4	31.902	77.2	1:30.813	7-	37.137	<b>130.6</b>	19.793	104.2	In		1:34.581 P
2-	49.191	129.3	<b>19.468</b>	104.9	<b>28.448</b>	<b>123.1</b>	1:37.107	8-	Out	123.6	20.200	103.4	28.850	122.2	4:07.943
3-	49.688	127.3	19.922	100.5	28.928	122.0	1:38.538	9-	37.176	129.6	19.721	104.7	28.840	122.2	1:25.737
4-	37.115	130.1	19.720	<b>105.2</b>	28.609	122.2	<b>1:25.444</b>	10-	37.167	130.1	19.634	<b>105.2</b>	29.008	121.8	1:25.809
5-	37.218	130.3	19.626	105.0	28.858	122.7	1:25.702	11-	37.086	130.1	19.631	104.2	29.026	122.0	1:25.743
6-	<b>36.991</b>	129.3	19.771	103.4	28.801	<b>123.1</b>	1:25.563	12-	37.401	129.8	19.751	<b>105.2</b>	In		1:37.654 P
<b>44</b>	<b>Felix SCOTT</b>														
											Wrensport				
1-	39.939	126.4	20.219	100.9	29.987	121.4	1:30.145	6-	37.819	125.9	<b>19.701</b>	106.5	29.265	121.6	1:26.785
2-	37.966	126.6	19.714	106.2	29.700	121.8	1:27.380	7-	40.224	<b>130.3</b>	19.926	102.6	In		1:38.100 P
3-	<b>37.334</b>	129.6	19.788	104.9	<b>29.007</b>	121.1	<b>1:26.129</b>	8-	Out	125.9	19.858	102.8	29.521	119.6	3:28.604
4-	37.683	128.1	19.854	105.2	29.597	<b>123.1</b>	1:27.134	9-	37.734	126.9	19.832	103.4	29.508	119.2	1:27.074
5-	37.910	127.8	19.849	<b>107.5</b>	29.408	120.7	1:27.167	10-	38.008	127.6	20.001	104.9	In		1:35.767 P
<b>55</b>	<b>Daniel WALKER</b>														
											Slidesports				
1-	42.333	123.4	22.205	84.9	30.266	122.7	1:34.804	8-	38.949	128.8	20.681	95.3	29.565	123.6	1:29.195
2-	38.535	<b>131.6</b>	20.259	88.3	29.914	124.0	1:28.708	9-	38.342	128.1	20.393	94.7	29.714	124.0	1:28.449
3-	38.369	130.1	20.381	87.5	29.563	124.0	1:28.313	10-	47.624	114.7	20.760	95.5	29.981	121.8	1:38.365
4-	38.204	130.1	20.287	92.8	<b>29.421</b>	<b>125.4</b>	<b>1:27.912</b>	11-	38.435	130.8	<b>20.153</b>	<b>99.1</b>	30.366	122.9	1:28.954
5-	38.218	129.8	20.302	94.3	30.039	122.7	1:28.559	12-	<b>37.975</b>	131.1	20.334	91.6	29.837	123.8	1:28.146
6-	38.233	129.1	20.326	93.5	29.426	122.7	1:27.985	13-	38.724	127.8	20.330	94.0	29.738	122.0	1:28.792
7-	38.260	129.8	20.245	95.1	29.788	123.6	1:28.293	14-	38.445	128.3	21.607	93.1	29.655	120.9	1:29.707
<b>58</b>	<b>Linton STUTELEY</b>														
											Getem Racing/thebigcoldturkey.com				
1-	37.446	131.1	19.775	98.3	28.886	122.9	1:26.107	5-	36.905	131.1	19.343	103.2	28.789	123.6	1:25.037
2-	36.704	130.8	19.256	104.7	<b>28.446</b>	123.1	<b>1:24.406</b>	6-	36.750	<b>131.6</b>	19.439	102.0	28.822	123.1	1:25.011
3-	36.839	<b>131.6</b>	19.340	103.4	28.529	123.6	1:24.708	7-	36.846	131.1	<b>19.188</b>	105.0	28.947	123.1	1:24.981
4-	<b>36.684</b>	131.3	19.239	<b>105.8</b>	28.671	<b>124.0</b>	1:24.594	8-	38.597	129.1	20.605	94.9	In		1:35.276 P
<b>64</b>	<b>Robert SOUSTER</b>														
											Speedsports				
1-	42.540	115.9	22.223	83.9	32.151	118.6	1:36.914	8-	37.773	128.6	19.898	95.6	29.465	121.1	1:27.136
2-	39.083	128.1	20.301	93.7	29.656	120.3	1:29.040	9-	38.091	128.3	<b>19.869</b>	98.5	29.515	120.7	1:27.475
3-	37.809	128.8	20.192	94.8	29.848	121.1	1:27.849	10-	37.636	129.6	20.004	97.8	29.362	121.4	1:27.002
4-	38.047	128.6	20.329	95.9	29.400	121.4	1:27.776	11-	38.520	127.3	20.499	94.5	29.323	122.0	1:28.342
5-	42.277	109.5	20.705	93.9	29.467	121.1	1:32.449	12-	<b>37.363</b>	<b>131.1</b>	20.112	94.9	29.456	<b>123.8</b>	<b>1:26.931</b>
6-	37.694	128.3	19.986	<b>98.8</b>	<b>29.266</b>	121.1	1:26.946	13-	39.754	125.9	20.391	92.2	29.774	121.1	1:29.919

Silverstone International  
Circuit Length = 2.2490 miles  
Start: 15:10 End: 15:31

Weather / Track : Cloudy / Dry

# British Formula Ford Championship

## QUALIFYING - RACE 7 - ROUND 21 - SECTOR ANALYSIS

7 -	37.760	129.3	20.183	95.6	29.359	120.7	1:27.302	14 -	37.824	130.3	20.212	95.7	29.464	121.1	1:27.500	
<b>65</b>	<b>Matt PRIOR</b>							<b>Team Autocar</b>								
1 -	41.670	115.3	21.817	81.2	30.482	121.1	1:33.969	8 -	38.336	127.6	20.233	94.3	29.939	117.9	1:28.508	
2 -	38.502	124.7	20.438	91.7	29.891	118.6	1:28.831	9 -	38.407	128.8	20.061	94.4	<b>29.795</b>	121.4	1:28.263	
3 -	39.350	<b>129.1</b>	20.383	91.4	30.181	121.8	1:29.914	10 -	39.352	124.3	20.379	94.4	30.223	118.8	1:29.954	
4 -	38.588	125.7	20.160	<b>96.6</b>	30.161	121.1	1:28.909	11 -	38.460	124.7	25.225	83.9	30.310	121.6	1:33.995	
5 -	39.155	128.1	20.398	93.3	29.937	121.4	1:29.490	12 -	38.363	126.9	20.652	92.7	30.317	122.0	1:29.332	
6 -	38.171	128.6	20.044	95.5	29.951	122.0	1:28.166	13 -	<b>38.125</b>	127.3	<b>19.906</b>	94.5	29.917	121.1	<b>1:27.948</b>	
7 -	38.550	114.1	20.537	95.5	29.862	120.1	1:28.949	14 -	38.712	127.6	20.147	92.4	29.997	<b>122.7</b>	1:28.856	
<b>73</b>	<b>Callum HOLLAND</b>							<b>Inter Motorsport</b>								
1 -	41.379	120.3	22.372	84.1	31.115	115.5	1:34.866	7 -	38.052	129.8	19.941	101.2	ln		1:41.241 P	
2 -	37.901	<b>132.1</b>	<b>19.822</b>	95.2	30.015	121.4	1:27.738	8 -	Out	107.7	21.013	96.1	29.787	121.1	4:02.244	
3 -	37.897	130.1	20.160	94.0	29.795	122.7	1:27.852	9 -	37.923	129.1	20.213	96.0	29.868	120.9	1:28.004	
4 -	37.773	129.1	20.168	100.3	29.688	122.7	<b>1:27.629</b>	10 -	38.208	129.3	20.237	101.4	29.844	120.7	1:28.289	
5 -	45.539	129.1	20.381	96.1	31.169	<b>123.4</b>	1:37.089	11 -	<b>37.724</b>	129.8	19.849	<b>102.8</b>	30.626	113.4	1:28.199	
6 -	38.088	129.6	20.099	100.8	<b>29.517</b>	122.0	1:27.704	12 -	43.366	100.8	23.509	80.1	32.662	121.1	1:39.537	
<b>98</b>	<b>Matt HAMILTON</b>							<b>JTR</b>								
1 -	49.235	82.7	22.508	95.2	31.319	120.7	1:43.062	6 -	Out	130.1	19.633	101.8	28.970	122.5	3:08.784	
2 -	37.020	129.8	19.491	103.6	<b>28.346</b>	122.2	1:24.857	7 -	37.014	131.3	19.385	<b>107.9</b>	29.103	122.5	1:25.502	
3 -	<b>36.622</b>	130.3	<b>19.229</b>	107.4	28.513	<b>123.8</b>	<b>1:24.364</b>	8 -	36.813	131.1	19.410	106.0	28.938	122.9	1:25.161	
4 -	45.063	102.6	21.428	95.7	29.624	122.9	1:36.115	9 -	37.099	131.1	19.905	94.9	ln		1:34.715 P	
5 -	36.777	<b>131.8</b>	20.024	101.7	ln		1:33.309 P									
<b>99</b>	<b>Chrissy PALMER</b>							<b>Sterling Motorsport</b>								
1 -	38.778	124.0	21.204	95.9	29.205	<b>122.5</b>	1:29.187	6 -	37.583	126.9	19.624	101.1	ln		1:43.849 P	
2 -	<b>36.953</b>	129.1	19.758	102.1	<b>28.916</b>	121.4	<b>1:25.627</b>	7 -	Out	126.4	20.084	102.1	29.687	118.6	3:09.962	
3 -	37.403	127.8	<b>19.447</b>	<b>106.5</b>	29.809	119.8	1:26.659	8 -	37.698	126.9	19.909	102.3	29.485	119.8	1:27.092	
4 -	37.095	<b>130.8</b>	19.739	105.2	29.356	120.3	1:26.190	9 -	44.870	91.7	27.592	63.5	ln		2:02.718 P	
5 -	37.320	127.8	20.061	102.8	29.382	119.8	1:26.763									

Weather / Track : Cloudy / Dry

Silverstone International  
Circuit Length = 2.2490 miles  
Start: 15:10 End: 15:31

**British Formula Ford Championship**  
**QUALIFYING - RACE 7 - ROUND 21 - SPEED TRAPS**

SECTOR 1				SECTOR 2			FINISH LINE			
POS	NO	NAME	MPH	NO	NAME	MPH	NO	NAME	MPH	
1	2	James COLE	134.5	3	Tim BLANCHARD	110.0	12	Glen WOOD	126.1	
2	5	Victor CORREA	134.5	4	Wayne BOYD	109.7	4	Wayne BOYD	125.7	
3	27	Alex JONES	134.2	24	Rogier DE WIT	109.5	5	Victor CORREA	125.4	
4	12	Glen WOOD	133.9	12	Glen WOOD	108.9	7	David BROWN	125.4	
5	3	Tim BLANCHARD	133.4	5	Victor CORREA	108.8	55	Daniel WALKER	125.4	
6	7	David BROWN	132.9	7	David BROWN	108.8	3	Tim BLANCHARD	125.2	
7	6	Marco SORENSEN	132.6	23	Chris MALIEPAARD	108.8	6	Marco SORENSEN	124.7	
8	11	Adrian CAMPFIELD	132.1	98	Matt HAMILTON	107.9	11	Adrian CAMPFIELD	124.7	
9	73	Callum HOLLAND	132.1	44	Felix SCOTT	107.5	23	Chris MALIEPAARD	124.7	
10	98	Matt HAMILTON	131.8	99	Chrissy PALMER	106.5	2	James COLE	124.3	
11	55	Daniel WALKER	131.6	2	James COLE	106.4	24	Rogier DE WIT	124.3	
12	58	Linton STUTELEY	131.6	6	Marco SORENSEN	106.0	27	Alex JONES	124.0	
13	23	Chris MALIEPAARD	131.1	58	Linton STUTELEY	105.8	58	Linton STUTELEY	124.0	
14	64	Robert SOUSTER	131.1	20	Matt DOBSON	105.5	64	Robert SOUSTER	123.8	
15	4	Wayne BOYD	130.8	33	Garry FINDLAY	105.2	98	Matt HAMILTON	123.8	
16	24	Rogier DE WIT	130.8	11	Adrian CAMPFIELD	103.6	73	Callum HOLLAND	123.4	
17	99	Chrissy PALMER	130.8	73	Callum HOLLAND	102.8	33	Garry FINDLAY	123.1	
18	33	Garry FINDLAY	130.6	22	Peter DAGLISH	101.4	44	Felix SCOTT	123.1	
19	44	Felix SCOTT	130.3	27	Alex JONES	100.9	65	Matt PRIOR	122.7	
20	20	Matt DOBSON	129.3	55	Daniel WALKER	99.1	99	Chrissy PALMER	122.5	
21	65	Matt PRIOR	129.1	64	Robert SOUSTER	98.8	20	Matt DOBSON	121.4	
22	22	Peter DAGLISH	128.1	65	Matt PRIOR	96.6	22	Peter DAGLISH	120.7	

Weather / Track : Cloudy / Dry

www.tsl-timing.com

Silverstone International  
 Circuit Length = 2.2490 miles  
 Start: 15:10 End: 15:31

Printed - 15.34 Saturday, 16 August 2008

# British Formula Ford Championship

## QUALIFYING - RACE 7 - ROUND 21 - BEST SECTOR TIMES

SECTOR 1			SECTOR 2			SECTOR 3			IDEAL / BEST COMPARISON						
POS	NO	NAME	TIME	NO	NAME	TIME	NO	NAME	TIME	POS	NO	NAME	IDEAL	BEST	DIFF
1	2	COLE	36.326	3	BLANCHARD	18.980	23	MALIEPAARD	28.207	1	3	BLANCHARD	1:23.646	1:23.780	0.134
2	3	BLANCHARD	36.338	4	BOYD	19.057	5	CORREA	28.279	2	5	CORREA	1:23.912	1:23.946	0.034
3	5	CORREA	36.424	23	MALIEPAARD	19.155	3	BLANCHARD	28.328	3	23	MALIEPAARD	1:24.041	1:24.296	0.255
4	7	BROWN	36.611	24	DE WIT	19.163	98	HAMILTON	28.346	4	2	COLE	1:24.086	1:24.147	0.061
5	98	HAMILTON	36.622	58	STUTELEY	19.188	58	STUTELEY	28.446	5	4	BOYD	1:24.178	1:24.410	0.232
6	24	DE WIT	36.663	6	SORENSEN	19.200	33	FINDLAY	28.448	6	98	HAMILTON	1:24.197	1:24.364	0.167
7	4	BOYD	36.668	5	CORREA	19.209	4	BOYD	28.453	7	58	STUTELEY	1:24.318	1:24.406	0.088
8	23	MALIEPAARD	36.679	98	HAMILTON	19.229	2	COLE	28.456	8	6	SORENSEN	1:24.538	1:24.538	0.000
9	58	STUTELEY	36.684	7	BROWN	19.290	11	CAMPFIELD	28.486	9	11	CAMPFIELD	1:24.603	1:24.721	0.118
10	12	WOOD	36.700	2	COLE	19.304	6	SORENSEN	28.561	10	24	DE WIT	1:24.715	1:24.796	0.081
11	6	SORENSEN	36.777	11	CAMPFIELD	19.310	20	DOBSON	28.815	11	7	BROWN	1:24.746	1:24.977	0.231
12	11	CAMPFIELD	36.807	99	PALMER	19.447	12	WOOD	28.826	12	33	FINDLAY	1:24.907	1:25.444	0.537
13	99	PALMER	36.953	33	FINDLAY	19.468	7	BROWN	28.845	13	12	WOOD	1:25.041	1:25.069	0.028
14	33	FINDLAY	36.991	12	WOOD	19.515	24	DE WIT	28.889	14	99	PALMER	1:25.316	1:25.627	0.311
15	44	SCOTT	37.334	27	JONES	19.531	99	PALMER	28.916	15	20	DOBSON	1:25.900	1:26.088	0.188
16	64	SOUSTER	37.363	20	DOBSON	19.599	27	JONES	28.986	16	27	JONES	1:25.967	1:26.065	0.098
17	27	JONES	37.450	44	SCOTT	19.701	44	SCOTT	29.007	17	44	SCOTT	1:26.042	1:26.129	0.087
18	20	DOBSON	37.486	73	HOLLAND	19.822	64	SOUSTER	29.266	18	64	SOUSTER	1:26.498	1:26.931	0.433
19	73	HOLLAND	37.724	64	SOUSTER	19.869	55	WALKER	29.421	19	73	HOLLAND	1:27.063	1:27.629	0.566
20	22	DAGLISH	37.729	65	PRIOR	19.906	22	DAGLISH	29.451	20	22	DAGLISH	1:27.191	1:27.383	0.192
21	55	WALKER	37.975	22	DAGLISH	20.011	73	HOLLAND	29.517	21	55	WALKER	1:27.549	1:27.912	0.363
22	65	PRIOR	38.125	55	WALKER	20.153	65	PRIOR	29.795	22	65	PRIOR	1:27.826	1:27.948	0.122
											Perfect Lap		1:23.513		

Weather / Track : Cloudy / Dry


www.tsl-timing.com

Silverstone International  
Circuit Length = 2.2490 miles  
Start: 15:10 End: 15:31

Printed - 15.35 Saturday, 16 August 2008

# British Formula Ford Championship

## RACE 7 - ROUND 21 - GRID

ROW 11	1:27.948 65 Matt PRIOR	1:27.912 55 Daniel WALKER
ROW 10	1:27.629 73 Callum HOLLAND	1:27.383 22 Peter DAGLISH
ROW 9	1:26.931 64 Robert SOUSTER	1:26.129 44 Felix SCOTT
ROW 8	1:26.088 20 Matt DOBSON	1:26.065 27 Alex JONES
ROW 7	1:25.627 99 Chrissy PALMER	1:25.444 33 Garry FINDLAY
ROW 6	1:25.069 12 Glen WOOD	1:24.977 7 David BROWN
ROW 5	1:24.796 24 Rogier DE WIT	1:24.721 11 Adrian CAMPFIELD
ROW 4	1:24.538 6 Marco SORENSEN	1:24.410 4 Wayne BOYD
ROW 3	1:24.406 58 Linton STUTELEY	1:24.364 98 Matt HAMILTON
ROW 2	1:24.296 23 Chris MALIEPAARD	1:24.147 2 James COLE
ROW 1	1:23.946 5 Victor CORREA	1:23.780 3 Tim BLANCHARD
<b>Pole</b>		
		


Silverstone International  
Circuit Length = 2.2490 miles

**These results are provisional until the conclusion of any judicial and technical matters.**

Clerk of Course :		Timekeeper :
-------------------	--	--------------

# British Formula Ford Championship

## RACE 12 - ROUND 22 - GRID

ROW 11	1:28.166 65 Matt PRIOR	1:27.985 55 Daniel WALKER
ROW 10	1:27.704 73 Callum HOLLAND	1:27.408 22 Peter DAGLISH
ROW 9	1:26.946 64 Robert SOUSTER	1:26.785 44 Felix SCOTT
ROW 8	1:26.448 20 Matt DOBSON	1:26.307 27 Alex JONES
ROW 7	1:26.190 99 Chrissy PALMER	1:25.563 33 Garry FINDLAY
ROW 6	1:25.487 12 Glen WOOD	1:25.031 24 Rogier DE WIT
ROW 5	1:24.998 7 David BROWN	1:24.859 11 Adrian CAMPFIELD
ROW 4	1:24.857 98 Matt HAMILTON	1:24.828 6 Marco SORENSEN
ROW 3	1:24.594 58 Linton STUTELEY	1:24.590 2 James COLE
ROW 2	1:24.588 4 Wayne BOYD	1:24.365 5 Victor CORREA
ROW 1	1:24.306 23 Chris MALIEPAARD	1:24.213 3 Tim BLANCHARD
<b>Pole</b>		
		

Silverstone International  
Circuit Length = 2.2490 miles

**These results are provisional until the conclusion of any judicial and technical matters.**

Clerk of Course :

Timekeeper :

# British Formula Ford Championship

## RACE 7 - ROUND 21 - CLASSIFICATION

POS	NO	CL	DRIVER / TEAM	CAR	LAPS	TIME	GAP	DIFF	MPH	BEST	ON
1	3	C	<b>Tim BLANCHARD (AUS)</b> Jamun Racing Services	Mygale SJ08	13	18:38.240			94.12	1:25.030	4
2	5	C	<b>Victor CORREA (BRA)</b> Jamun Racing Services	Mygale SJ08	13	18:41.273	3.033	3.033	93.86	1:24.907	9
3	23	C	<b>Chris MALIEPAARD (NED)</b> Getem Racing	Mygale SJ07	13	18:41.922	3.682	0.649	93.81	1:24.921	9
4	6	C	<b>Marco SORENSEN (DEN)</b> Fluid Motorsport Development Ltd	Van Diemen 08	13	18:42.071	3.831	0.149	93.80	1:24.811	7
5	2	C	<b>James COLE (GBR)</b> Jamun Racing Services	Mygale SJ08	13	18:46.217	7.977	4.146	93.45	1:25.050	9
6	58	C	<b>Linton STUTELEY (GBR)</b> Getem Racing/thebigcoldturkey.com	Mygale 06	13	18:46.478	8.238	0.261	93.43	1:25.231	4
7	4	C	<b>Wayne BOYD (GBR)</b> Jamun Racing Services	Mygale SJ08	13	18:52.287	14.047	5.809	92.95	1:25.178	7
8	24	C	<b>Rogier DE WIT (NED)</b> JTR	Mygale SJ08	13	18:54.182	15.942	1.895	92.80	1:25.753	6
9	33	S	<b>Garry FINDLAY (GBR)</b> Driver	Mygale SJ06	13	18:54.649	16.409	0.467	92.76	1:25.818	8
10	11	C	<b>Adrian CAMPFIELD (GBR)</b> Kevin Mills Racing	Spectrum	13	18:54.754	16.514	0.105	92.75	1:25.348	6
11	7	C	<b>David BROWN (GBR)</b> Fluid Motorsport Development	Van Diemen 08	13	18:56.722	18.482	1.968	92.59	1:25.824	5
12	12	C	<b>Glen WOOD (AUS)</b> Kevin Mills Racing	Spectrum	13	18:58.909	20.669	2.187	92.41	1:26.261	4
13	27	S	<b>Alex JONES (GBR)</b> Kevin Mills Racing	Spectrum 06	13	19:07.716	29.476	8.807	91.70	1:26.549	5
14	99	S	<b>Chrissy PALMER (GBR)</b> Sterling Motorsport	Ray GRS06	13	19:08.349	30.109	0.633	91.65	1:26.625	5
15	20	C	<b>Matt DOBSON</b> 4D Motorsport	Van Diemen 06	13	19:12.199	33.959	3.850	91.34	1:27.011	12
16	64	G	<b>Robert SOUSTER (GBR)</b> Speedsports	Van Diemen DP07	13	19:15.305	37.065	3.106	91.10	1:27.161	7
17	44	S	<b>Felix SCOTT (GBR)</b> Wrensport	Spirit WL06	13	19:17.942	39.702	2.637	90.89	1:26.925	5
18	73	S	<b>Callum HOLLAND (GBR)</b> Inter Motorsport	Van Diemen DP07	13	19:22.327	44.087	4.385	90.55	1:26.961	7
19	22	S	<b>Peter DAGLISH (GBR)</b>	Ray GRS07	13	19:26.243	48.003	3.916	90.24	1:27.251	8
20	65	G	<b>Matt PRIOR (GBR)</b> Team Autocar	Van Diemen DP08	13	19:31.749	53.509	5.506	89.82	1:28.119	7
21	55	S	<b>Daniel WALKER (GBR)</b> Slidesports	Mygale SJ06	13	19:38.661	1:00.421	6.912	89.29	1:28.067	3

NOT CLASSIFIED

DNF	98	C	<b>Matt HAMILTON (GBR)</b> JTR	Mygale SJ08	8	11:50.132	5 laps	5 laps	91.20	1:25.186	3
-----	----	---	-----------------------------------	-------------	---	-----------	--------	--------	-------	----------	---

FASTEST LAP

6	C	<b>Marco SORENSEN (DEN)</b> Fluid Motorsport Development Ltd	Van Diemen 08	7	1:24.811	95.46 mph	153.63 kph
33	S	<b>Garry FINDLAY (GBR)</b> Driver	Mygale SJ06	8	1:25.818	94.34 mph	151.83 kph
64	G	<b>Robert SOUSTER (GBR)</b> Speedsports	Van Diemen DP07	7	1:27.161	92.88 mph	149.49 kph

Weather / Track : Cloudy / Dry

These results are provisional until the conclusion of any judicial and technical matters.

Silverstone International  
Circuit Length = 2.2490 miles  
Start: 10:34 End: 10:54

Clerk of Course :	Timekeeper :
-------------------	--------------

**British Formula Ford Championship**  
**RACE 7 - ROUND 21 - SECTOR ANALYSIS**

<b>2</b>	<b>James COLE</b>				<b>Jamun Racing Services</b>										
1 -	134.2	19.977	101.5	29.698	124.0	1:35.458	8 -	36.916	132.4	19.481	104.9	28.937	123.8	1:25.334	
2 -	38.422	133.9	19.694	106.7	29.990	125.9	1:28.106	9 -	36.738	133.2	19.414	104.7	28.898	125.2	1:25.050
3 -	37.865	133.2	20.164	104.4	28.995	124.3	1:27.024	10 -	36.710	130.6	19.810	104.9	29.412	123.4	1:25.932
4 -	37.064	132.9	19.590	104.7	28.926	125.4	1:25.580	11 -	37.191	132.4	19.758	107.9	29.164	122.9	1:26.113
5 -	36.698	133.4	19.671	106.2	28.934	124.0	1:25.303	12 -	36.934	131.8	19.810	104.0	29.100	123.8	1:25.844
6 -	36.815	132.4	19.503	104.4	28.895	124.0	1:25.213	13 -	36.916	131.3	19.669	106.7	29.134	123.4	1:25.719
7 -	36.862	132.9	19.599	103.6	29.080	123.4	1:25.541								
<b>3</b>	<b>Tim BLANCHARD</b>				<b>Jamun Racing Services</b>										
1 -	128.8	19.591	97.8	29.034	123.6	1:32.310	8 -	36.826	130.8	19.462	103.4	29.341	123.6	1:25.629	
2 -	37.102	130.6	19.527	106.4	29.040	123.6	1:25.669	9 -	36.764	130.8	19.392	107.2	29.319	124.3	1:25.475
3 -	36.972	130.8	19.417	105.7	28.986	124.0	1:25.375	10 -	36.865	131.1	19.409	106.2	29.236	123.8	1:25.510
4 -	36.731	130.8	19.381	105.0	28.918	124.3	1:25.030	11 -	36.857	130.6	19.283	106.0	29.233	123.6	1:25.373
5 -	36.817	130.8	19.382	105.4	29.021	124.5	1:25.220	12 -	36.879	130.6	19.433	102.8	29.326	123.1	1:25.638
6 -	36.940	130.8	19.307	107.7	29.214	123.8	1:25.461	13 -	36.934	130.8	19.569	103.9	29.459	122.9	1:25.962
7 -	36.908	130.8	19.472	103.7	29.208	123.1	1:25.588								
<b>4</b>	<b>Wayne BOYD</b>				<b>Jamun Racing Services</b>										
1 -	129.3	19.985	106.4	29.131	126.6	1:34.980	8 -	36.571	136.4	19.607	104.0	29.006	125.9	1:25.184	
2 -	37.328	130.8	27.481	101.2	28.944	124.7	1:33.753	9 -	37.390	133.4	19.394	103.4	29.111	125.0	1:25.895
3 -	36.989	134.2	19.684	105.2	28.947	126.9	1:25.620	10 -	36.571	133.9	19.519	105.5	29.811	125.7	1:25.901
4 -	37.008	133.9	19.607	103.6	29.210	124.3	1:25.825	11 -	37.152	131.8	19.810	102.9	29.856	122.5	1:26.818
5 -	36.705	133.9	19.580	104.7	29.414	126.4	1:25.699	12 -	37.182	128.3	19.485	104.2	29.130	124.0	1:25.797
6 -	37.251	132.1	19.489	106.5	29.067	124.7	1:25.807	13 -	36.957	130.3	19.595	105.2	29.278	124.0	1:25.830
7 -	36.727	133.2	19.398	105.8	29.053	125.9	1:25.178								
<b>5</b>	<b>Victor CORREA</b>				<b>Jamun Racing Services</b>										
1 -	131.6	20.293	103.1	29.208	126.6	1:34.108	8 -	36.717	132.4	19.899	105.2	28.903	124.0	1:25.519	
2 -	37.374	132.1	19.635	107.5	28.918	123.8	1:25.927	9 -	36.641	132.4	19.368	107.9	28.898	125.0	1:24.907
3 -	36.966	132.4	19.487	108.2	28.933	123.8	1:25.386	10 -	36.762	132.1	19.494	106.9	29.198	124.7	1:25.454
4 -	36.812	132.1	19.759	106.9	28.988	124.5	1:25.559	11 -	37.136	132.1	19.528	106.5	29.240	125.0	1:25.904
5 -	37.154	132.1	19.796	107.5	28.916	124.7	1:25.866	12 -	37.245	132.6	19.480	106.9	29.057	124.0	1:25.782
6 -	36.890	132.6	19.424	107.9	29.204	124.3	1:25.518	13 -	37.059	131.8	19.552	105.2	29.334	123.8	1:25.945
7 -	36.787	132.6	19.506	108.6	29.105	124.3	1:25.398								
<b>6</b>	<b>Marco SORENSEN</b>				<b>Fluid Motorsport Development Ltd</b>										
1 -	124.0	20.377	102.8	29.167	126.6	1:35.565	8 -	36.569	134.2	19.662	101.1	29.161	126.6	1:25.392	
2 -	38.274	134.8	19.645	102.0	29.431	125.4	1:27.350	9 -	36.649	132.9	19.550	103.9	28.848	125.7	1:25.047
3 -	36.694	135.0	19.556	104.4	28.770	126.6	1:25.020	10 -	36.360	135.8	19.398	105.8	29.068	128.1	1:24.826
4 -	36.584	135.0	19.572	104.4	28.931	124.3	1:25.087	11 -	37.446	133.9	19.539	104.5	28.941	127.8	1:25.926
5 -	36.918	135.8	19.518	103.4	28.890	125.7	1:25.326	12 -	37.160	135.3	19.607	104.0	29.472	127.3	1:26.239
6 -	36.494	134.8	20.055	90.2	28.954	125.7	1:25.503	13 -	36.888	129.8	19.611	103.7	29.480	127.6	1:25.979
7 -	36.598	133.4	19.301	106.2	28.912	126.1	1:24.811								
<b>7</b>	<b>David BROWN</b>				<b>Fluid Motorsport Development</b>										
1 -	129.3	20.482	96.6	29.594	125.9	1:37.362	8 -	37.044	132.1	19.616	106.0	29.488	125.0	1:26.148	
2 -	37.949	132.9	19.827	102.3	29.458	124.0	1:27.234	9 -	37.648	131.1	19.894	106.7	29.370	125.0	1:26.912
3 -	37.274	132.1	20.442	101.8	29.093	124.7	1:26.809	10 -	38.103	131.8	19.956	105.0	29.853	124.3	1:27.912
4 -	37.016	133.9	19.794	101.8	29.128	124.7	1:25.938	11 -	37.410	132.6	20.074	102.9	29.336	123.8	1:26.820
5 -	36.921	132.9	19.625	104.7	29.278	124.7	1:25.824	12 -	37.129	132.9	19.835	103.7	29.496	124.0	1:26.460
6 -	37.110	133.2	19.689	103.9	29.273	123.6	1:26.072	13 -	37.291	131.3	20.020	104.4	29.548	123.4	1:26.859
7 -	37.175	132.1	19.883	104.2	29.314	123.1	1:26.372								
<b>11</b>	<b>Adrian CAMPFIELD</b>				<b>Kevin Mills Racing</b>										
1 -	134.2	20.358	97.3	29.280	125.9	1:36.454	8 -	37.253	132.1	19.923	103.7	29.042	124.3	1:26.218	
2 -	37.631	136.1	20.005	99.0	29.586	128.6	1:27.222	9 -	36.930	132.6	23.981	101.2	28.980	124.7	1:29.891
3 -	37.931	136.4	20.258	103.4	29.085	126.1	1:27.274	10 -	36.829	137.8	20.264	100.3	29.429	124.3	1:26.522
4 -	36.885	134.5	19.965	99.6	29.057	126.6	1:25.907	11 -	37.245	133.2	19.884	102.9	29.223	124.5	1:26.352
5 -	36.987	133.4	19.774	101.8	28.873	126.1	1:25.634	12 -	36.895	133.9	19.784	99.9	29.121	124.5	1:25.800
6 -	36.642	136.1	19.768	101.2	28.938	127.6	1:25.348	13 -	37.019	134.5	19.621	104.4	29.489	127.8	1:26.129
7 -	37.049	135.8	19.807	103.6	29.147	124.0	1:26.003								

Silverstone International  
Circuit Length = 2.2490 miles  
Start: 10:34 End: 10:54

Weather / Track : Cloudy / Dry

**British Formula Ford Championship**  
**RACE 7 - ROUND 21 - SECTOR ANALYSIS**

<b>12</b>	<b>Glen WOOD</b>				<b>Kevin Mills Racing</b>									
1 -	130.6	20.539	98.5	29.526	123.8	1:36.974	8 -	37.220	132.1	19.763	<b>109.3</b>	29.451	124.0	1:26.434
2 -	37.432	133.9	19.853	98.8	29.727	<b>127.1</b>	9 -	37.154	132.1	19.854	107.7	29.508	123.1	1:26.516
3 -	37.708	132.1	21.160	99.4	<b>29.288</b>	125.0	10 -	<b>37.075</b>	131.8	19.761	108.1	29.850	123.6	1:26.686
4 -	37.223	134.8	<b>19.689</b>	108.9	29.349	124.3	11 -	37.348	132.1	19.704	103.9	29.637	124.0	1:26.689
5 -	38.089	132.9	19.718	107.7	29.569	124.5	12 -	37.372	131.6	19.883	105.8	29.678	123.4	1:26.933
6 -	37.552	<b>136.4</b>	19.723	106.9	29.470	124.5	13 -	37.361	131.1	19.787	104.9	29.664	122.7	1:26.812
7 -	37.132	133.2	19.741	106.5	29.442	124.0								
<b>20</b>	<b>Matt DOBSON</b>				<b>4D Motorsport</b>									
1 -	126.4	21.091	96.7	29.707	121.6	1:40.819	8 -	38.001	130.6	20.113	100.2	<b>29.396</b>	120.5	1:27.510
2 -	38.201	131.1	21.186	98.1	29.805	119.8	9 -	37.815	130.3	20.014	102.0	29.463	120.9	1:27.292
3 -	37.997	130.8	20.113	103.1	29.571	121.1	10 -	38.288	129.3	19.937	104.0	29.413	121.4	1:27.638
4 -	37.935	130.6	20.121	102.5	29.500	120.7	11 -	37.807	130.3	<b>19.755</b>	103.4	29.469	120.7	1:27.031
5 -	37.933	<b>132.1</b>	19.979	102.6	29.631	<b>122.2</b>	12 -	<b>37.704</b>	131.3	19.847	102.0	29.460	120.5	<b>1:27.011</b>
6 -	37.850	131.8	19.937	<b>104.2</b>	29.912	120.7	13 -	37.900	129.1	20.023	99.0	29.837	119.8	1:27.760
7 -	37.885	130.8	19.875	102.6	29.707	120.3								
<b>22</b>	<b>Peter DAGLISH</b>													
1 -	129.3	20.998	93.7	29.908	124.0	1:40.347	8 -	37.822	128.8	20.130	99.6	<b>29.299</b>	122.0	<b>1:27.251</b>
2 -	37.695	129.6	20.229	102.1	29.504	<b>124.3</b>	9 -	37.835	129.8	20.199	100.0	29.366	122.9	1:27.400
3 -	37.789	127.6	20.455	101.7	29.482	119.8	10 -	38.752	126.1	20.183	99.4	29.841	116.3	1:28.776
4 -	<b>37.584</b>	<b>130.3</b>	<b>20.025</b>	102.6	30.051	119.4	11 -	38.262	126.4	20.120	99.6	29.563	120.5	1:27.945
5 -	38.056	128.8	20.196	<b>103.7</b>	29.493	121.8	12 -	37.941	126.9	20.225	98.8	29.572	121.4	1:27.738
6 -	50.954	127.3	20.302	98.8	29.659	120.5	13 -	37.831	126.1	20.442	96.0	29.693	121.1	1:27.966
7 -	37.699	128.8	20.331	99.9	29.316	121.4								
<b>23</b>	<b>Chris MALIEPAARD</b>				<b>Getem Racing</b>									
1 -	134.5	19.832	100.8	29.453	123.1	1:34.058	8 -	36.656	133.7	20.170	105.2	29.045	125.0	1:25.871
2 -	38.530	134.5	20.093	103.2	28.745	124.7	9 -	36.780	132.9	<b>19.284</b>	106.4	28.857	125.7	<b>1:24.921</b>
3 -	36.871	132.1	19.584	105.8	<b>28.675</b>	125.2	10 -	<b>36.608</b>	133.7	19.337	104.9	29.070	125.4	1:25.015
4 -	36.669	132.6	19.581	105.0	28.691	125.7	11 -	37.194	133.7	19.552	104.9	29.179	124.7	1:25.925
5 -	36.744	133.7	19.920	103.2	28.884	<b>126.1</b>	12 -	37.203	132.6	19.597	<b>108.1</b>	29.460	124.5	1:26.260
6 -	36.744	133.4	19.625	105.2	29.198	125.9	13 -	36.976	<b>135.0</b>	19.581	107.5	29.454	124.7	1:26.011
7 -	36.891	134.2	19.533	107.0	28.883	125.9								
<b>24</b>	<b>Rogier DE WIT</b>				<b>JTR</b>									
1 -	130.3	19.931	101.5	29.269	125.2	1:35.983	8 -	37.103	128.8	20.059	105.4	29.126	125.2	1:26.288
2 -	<b>36.955</b>	<b>135.0</b>	20.404	105.0	30.081	124.5	9 -	36.987	134.2	19.791	<b>108.4</b>	29.709	123.6	1:26.487
3 -	37.155	132.1	19.632	105.7	29.395	123.6	10 -	37.403	130.1	19.639	107.0	29.652	123.1	1:26.694
4 -	37.211	130.8	19.562	105.2	29.401	123.4	11 -	37.422	130.6	19.654	107.0	30.115	123.1	1:27.191
5 -	37.068	131.3	19.935	106.2	<b>29.103</b>	125.0	12 -	37.507	132.4	19.552	102.5	29.664	124.7	1:26.723
6 -	37.098	132.6	<b>19.413</b>	106.9	29.242	124.7	13 -	37.247	131.8	19.540	105.4	29.910	123.1	1:26.697
7 -	37.098	132.1	20.199	105.5	29.167	<b>125.7</b>								
<b>27</b>	<b>Alex JONES</b>				<b>Kevin Mills Racing</b>									
1 -	128.1	20.273	101.2	29.555	124.5	1:37.921	8 -	37.822	130.6	20.067	102.5	30.930	123.6	1:28.819
2 -	37.873	128.8	20.220	103.1	29.547	123.6	9 -	37.577	133.2	20.095	103.9	29.700	<b>125.9</b>	1:27.372
3 -	37.472	<b>133.4</b>	20.219	91.8	29.781	124.5	10 -	38.107	129.3	19.996	101.5	29.586	122.9	1:27.689
4 -	37.722	132.6	19.986	<b>105.0</b>	29.855	124.7	11 -	37.846	129.6	19.907	101.1	29.597	121.8	1:27.350
5 -	<b>37.420</b>	132.6	<b>19.804</b>	101.8	<b>29.325</b>	125.4	12 -	38.051	129.8	19.916	104.2	29.557	122.9	1:27.524
6 -	37.688	131.6	19.868	104.9	29.349	123.6	13 -	37.654	129.6	19.858	103.6	29.775	122.2	1:27.287
7 -	37.518	132.1	19.886	104.9	30.221	124.5								
<b>33</b>	<b>Garry FINDLAY</b>				<b>Driver</b>									
1 -	133.9	20.594	98.4	29.380	126.1	1:37.439	8 -	<b>36.806</b>	133.4	19.889	99.1	29.123	126.9	<b>1:25.818</b>
2 -	38.076	134.5	20.153	105.7	29.084	126.9	9 -	37.197	129.8	20.048	103.1	29.266	<b>127.6</b>	1:26.511
3 -	37.392	<b>135.6</b>	20.773	94.5	29.477	125.9	10 -	37.076	131.6	19.792	106.0	29.186	124.7	1:26.054
4 -	37.003	132.9	19.916	105.0	29.154	124.5	11 -	37.007	132.6	19.829	105.0	29.233	126.4	1:26.069
5 -	37.296	131.8	19.736	104.7	<b>28.974</b>	124.5	12 -	37.362	132.6	19.829	103.2	29.420	127.3	1:26.611
6 -	36.853	132.6	19.929	105.2	29.177	124.7	13 -	37.167	133.4	<b>19.705</b>	103.9	30.174	123.8	1:27.046
7 -	37.108	132.6	19.834	<b>106.4</b>	29.166	124.0								

Silverstone International  
Circuit Length = 2.2490 miles  
Start: 10:34 End: 10:54

Weather / Track : Cloudy / Dry

**British Formula Ford Championship**  
**RACE 7 - ROUND 21 - SECTOR ANALYSIS**

<b>44</b>	<b>Felix SCOTT</b>				<b>Wrensport</b>										
1 -	130.1	20.635	99.1	29.839	122.0	1:39.520	8 -	<b>37.479</b>	128.6	19.956	104.7	29.616	121.6	1:27.051	
2 -	37.753	130.1	19.936	104.9	29.687	122.7	1:27.376	9 -	37.577	127.8	<b>19.765</b>	105.4	29.890	120.9	1:27.232
3 -	37.754	129.3	20.042	102.0	<b>29.470</b>	122.7	1:27.206	10 -	37.861	127.6	19.922	107.0	29.713	122.7	1:27.496
4 -	37.875	<b>131.6</b>	19.934	106.5	29.909	122.7	1:27.718	11 -	37.867	127.8	19.919	104.9	29.624	122.5	1:27.410
5 -	37.503	129.1	19.848	<b>107.2</b>	29.574	<b>122.9</b>	<b>1:26.925</b>	12 -	37.804	127.6	20.226	103.7	29.512	122.2	1:27.542
6 -	38.182	128.3	19.926	103.9	39.381	120.1	1:37.489	13 -	37.695	127.8	19.819	105.2	29.830	118.8	1:27.344
7 -	37.989	128.3	20.018	103.6	29.626	121.8	1:27.633								
<b>55</b>	<b>Daniel WALKER</b>				<b>Slidesports</b>										
1 -	<b>132.6</b>	21.424	94.5	30.118	122.9	1:41.374	8 -	38.576	129.1	20.477	93.3	29.999	120.3	1:29.052	
2 -	38.435	132.1	20.530	<b>103.4</b>	29.920	123.4	1:28.885	9 -	38.560	128.8	<b>20.304</b>	98.1	30.062	120.9	1:28.926
3 -	<b>38.109</b>	<b>132.6</b>	20.336	97.4	<b>29.622</b>	122.9	<b>1:28.067</b>	10 -	39.024	129.1	20.587	96.7	30.219	120.7	1:29.830
4 -	38.891	126.9	20.758	98.8	30.176	121.6	1:29.825	11 -	38.802	129.8	20.327	92.8	29.804	121.1	1:28.933
5 -	38.700	128.3	20.668	95.2	30.011	121.6	1:29.379	12 -	38.430	129.1	20.318	100.3	30.009	<b>123.6</b>	1:28.757
6 -	38.931	128.6	20.559	97.3	30.127	121.6	1:29.617	13 -	38.378	129.1	29.010	94.9	30.013	122.9	1:37.401
7 -	38.246	130.3	20.537	98.8	29.832	121.4	1:28.615								
<b>58</b>	<b>Linton STUTELEY</b>				<b>Getem Racing/thebigcoldturkey.com</b>										
1 -	129.6	20.304	99.1	29.313	<b>126.4</b>	1:34.663	8 -	36.993	131.3	19.644	103.2	29.207	123.1	1:25.844	
2 -	37.847	<b>134.5</b>	20.530	102.5	<b>28.913</b>	125.4	1:27.290	9 -	36.924	131.3	<b>19.588</b>	105.2	29.163	123.6	1:25.675
3 -	36.632	134.2	19.676	102.6	29.009	125.4	1:25.317	10 -	36.984	131.6	19.700	<b>105.4</b>	29.752	125.7	1:26.436
4 -	<b>36.593</b>	133.4	19.604	102.5	29.034	124.7	<b>1:25.231</b>	11 -	37.325	133.9	19.757	103.2	29.124	125.2	1:26.206
5 -	36.767	132.1	19.610	99.3	29.081	125.0	1:25.458	12 -	36.845	133.7	19.933	103.1	29.194	125.4	1:25.972
6 -	36.708	133.4	20.316	77.5	30.380	124.0	1:27.404	13 -	36.776	133.9	19.724	101.1	29.142	125.7	1:25.642
7 -	36.728	132.9	19.621	103.6	28.991	125.2	1:25.340								
<b>64</b>	<b>Robert SOUSTER</b>				<b>Speedsports</b>										
1 -	116.1	21.305	89.2	30.054	122.2	1:41.895	8 -	37.613	<b>130.6</b>	20.220	98.3	29.613	122.0	1:27.446	
2 -	38.073	125.2	20.758	91.6	29.865	<b>123.6</b>	1:28.696	9 -	37.641	<b>130.6</b>	20.216	94.7	29.567	121.8	1:27.424
3 -	37.937	129.6	20.426	93.6	29.659	123.1	1:28.022	10 -	<b>37.319</b>	130.3	20.163	95.6	30.147	121.1	1:27.629
4 -	38.704	126.9	20.384	96.6	29.829	122.0	1:28.917	11 -	37.582	129.8	<b>20.133</b>	94.9	29.505	122.2	1:27.220
5 -	37.778	128.3	20.285	<b>99.7</b>	29.788	122.2	1:27.851	12 -	37.547	129.8	20.358	94.3	29.683	121.6	1:27.588
6 -	37.982	129.8	20.335	96.6	29.471	122.0	1:27.788	13 -	37.596	129.6	20.341	94.7	29.731	121.6	1:27.668
7 -	37.482	<b>130.6</b>	20.243	95.9	<b>29.436</b>	122.2	<b>1:27.161</b>								
<b>65</b>	<b>Matt PRIOR</b>				<b>Team Autocar</b>										
1 -	113.9	21.452	83.5	30.434	<b>124.7</b>	1:42.743	8 -	38.279	125.2	20.654	94.4	29.941	123.8	1:28.874	
2 -	37.967	129.8	20.744	93.5	<b>29.899</b>	124.3	1:28.610	9 -	39.843	125.0	20.548	93.2	30.003	122.7	1:30.394
3 -	38.796	127.6	20.634	96.8	30.193	122.5	1:29.623	10 -	37.845	129.8	20.462	94.9	30.058	123.1	1:28.365
4 -	38.354	125.7	20.495	99.9	30.210	121.6	1:29.059	11 -	38.706	128.1	20.382	92.8	30.304	122.7	1:29.392
5 -	38.246	124.5	20.651	95.2	29.950	123.4	1:28.847	12 -	38.038	120.1	20.565	<b>100.5</b>	30.198	122.7	1:28.801
6 -	37.897	128.6	20.646	94.9	30.665	120.7	1:29.208	13 -	<b>37.799</b>	128.1	21.403	95.3	30.512	115.7	1:29.714
7 -	38.035	<b>130.1</b>	<b>20.142</b>	95.6	29.942	124.3	<b>1:28.119</b>								
<b>73</b>	<b>Callum HOLLAND</b>				<b>Inter Motorsport</b>										
1 -	132.4	21.058	95.2	29.875	123.1	1:40.051	8 -	37.672	130.3	19.895	100.5	<b>29.615</b>	122.5	1:27.182	
2 -	37.634	<b>133.2</b>	20.150	99.9	29.634	124.3	1:27.418	9 -	37.687	130.8	19.928	98.8	29.874	123.8	1:27.489
3 -	39.392	131.3	19.995	100.8	29.722	123.1	1:29.109	10 -	38.051	129.8	19.831	99.0	29.731	123.6	1:27.613
4 -	37.727	131.8	19.866	100.3	29.668	<b>124.5</b>	1:27.261	11 -	37.462	130.1	19.828	100.8	29.895	123.4	1:27.185
5 -	38.970	130.8	19.702	99.6	29.748	122.7	1:28.420	12 -	37.746	130.3	30.273	91.9	29.966	122.9	1:37.985
6 -	38.073	130.6	<b>19.676</b>	<b>102.5</b>	29.836	122.9	1:27.585	13 -	37.843	129.1	20.120	97.0	30.105	123.1	1:28.068
7 -	<b>37.290</b>	131.1	19.892	98.4	29.779	122.0	<b>1:26.961</b>								
<b>98</b>	<b>Matt HAMILTON</b>				<b>JTR</b>										
1 -	130.3	20.246	100.9	29.242	125.7	1:34.374	5 -	36.777	134.2	20.037	106.0	<b>28.869</b>	<b>126.1</b>	1:25.683	
2 -	37.912	131.3	20.937	102.1	29.241	124.5	1:28.090	6 -	<b>36.396</b>	<b>136.7</b>	20.062	89.6	29.103	125.0	1:25.561
3 -	36.687	134.2	19.541	106.2	28.958	125.0	<b>1:25.186</b>	7 -	36.533	135.3	20.019	97.8	29.664	109.5	1:26.216
4 -	36.602	134.5	<b>19.523</b>	<b>106.9</b>	29.189	124.3	1:25.314	8 -	40.533	106.7	21.063	106.0	ln		1:39.708 P
<b>99</b>	<b>Chrissy PALMER</b>				<b>Sterling Motorsport</b>										
1 -	128.8	20.718	99.0	29.668	121.6	1:38.967	8 -	37.997	132.6	20.004	<b>109.1</b>	30.193	119.4	1:28.194	
2 -	37.554	130.3	20.018	100.2	29.614	122.5	1:27.186	9 -	37.743	127.8	20.069	104.0	30.039	120.3	1:27.851

Silverstone International  
Circuit Length = 2.2490 miles  
Start: 10:34 End: 10:54

Weather / Track : Cloudy / Dry

**British Formula Ford Championship**  
**RACE 7 - ROUND 21 - SECTOR ANALYSIS**

3 -	37.051	132.9	20.203	100.0	29.921	122.9	1:27.175	10 -	38.636	127.8	20.191	97.1	29.754	122.5	1:28.581
4 -	37.531	130.8	20.496	104.0	29.522	123.6	1:27.549	11 -	37.250	131.3	20.038	101.2	29.462	122.0	1:26.750
5 -	37.256	133.2	19.972	100.3	29.397	123.4	<b>1:26.625</b>	12 -	38.350	129.6	<b>19.864</b>	102.8	29.625	122.7	1:27.839
6 -	37.418	131.3	20.101	100.9	<b>29.387</b>	122.9	1:26.906	13 -	37.563	130.6	19.910	102.0	30.042	116.3	1:27.515
7 -	37.302	132.9	19.949	102.9	29.960	120.1	1:27.211								

**British Formula Ford Championship**  
**RACE 7 - ROUND 21 - SPEED TRAPS**

SECTOR 1				SECTOR 2			FINISH LINE			
POS	NO	NAME	MPH	NO	NAME	MPH	NO	NAME	MPH	
1	11	Adrian CAMPFIELD	137.8	12	Glen WOOD	109.3	11	Adrian CAMPFIELD	128.6	
2	98	Matt HAMILTON	136.7	99	Chrissy PALMER	109.1	6	Marco SORENSEN	128.1	
3	4	Wayne BOYD	136.4	5	Victor CORREA	108.6	33	Garry FINDLAY	127.6	
4	12	Glen WOOD	136.4	24	Rogier DE WIT	108.4	12	Glen WOOD	127.1	
5	6	Marco SORENSEN	135.8	23	Chris MALIEPAARD	108.1	4	Wayne BOYD	126.9	
6	33	Garry FINDLAY	135.6	2	James COLE	107.9	5	Victor CORREA	126.6	
7	23	Chris MALIEPAARD	135.0	3	Tim BLANCHARD	107.7	58	Linton STUTELEY	126.4	
8	24	Rogier DE WIT	135.0	44	Felix SCOTT	107.2	23	Chris MALIEPAARD	126.1	
9	58	Linton STUTELEY	134.5	98	Matt HAMILTON	106.9	98	Matt HAMILTON	126.1	
10	2	James COLE	134.2	7	David BROWN	106.7	2	James COLE	125.9	
11	7	David BROWN	133.9	4	Wayne BOYD	106.5	7	David BROWN	125.9	
12	27	Alex JONES	133.4	33	Garry FINDLAY	106.4	27	Alex JONES	125.9	
13	73	Callum HOLLAND	133.2	6	Marco SORENSEN	106.2	24	Rogier DE WIT	125.7	
14	99	Chrissy PALMER	133.2	58	Linton STUTELEY	105.4	65	Matt PRIOR	124.7	
15	5	Victor CORREA	132.6	27	Alex JONES	105.0	3	Tim BLANCHARD	124.5	
16	55	Daniel WALKER	132.6	11	Adrian CAMPFIELD	104.4	73	Callum HOLLAND	124.5	
17	20	Matt DOBSON	132.1	20	Matt DOBSON	104.2	22	Peter DAGLISH	124.3	
18	44	Felix SCOTT	131.6	22	Peter DAGLISH	103.7	55	Daniel WALKER	123.6	
19	3	Tim BLANCHARD	131.1	55	Daniel WALKER	103.4	64	Robert SOUSTER	123.6	
20	64	Robert SOUSTER	130.6	73	Callum HOLLAND	102.5	99	Chrissy PALMER	123.6	
21	22	Peter DAGLISH	130.3	65	Matt PRIOR	100.5	44	Felix SCOTT	122.9	
22	65	Matt PRIOR	130.1	64	Robert SOUSTER	99.7	20	Matt DOBSON	122.2	

# British Formula Ford Championship

## RACE 7 - ROUND 21 - BEST SECTOR TIMES

SECTOR 1			SECTOR 2			SECTOR 3			IDEAL / BEST COMPARISON						
POS	NO	NAME	TIME	NO	NAME	TIME	NO	NAME	TIME	POS	NO	NAME	IDEAL	BEST	DIFF
1	6	SORENSEN	36.360	3	BLANCHARD	19.283	23	MALIEPAARD	28.675	1	6	SORENSEN	1:24.431	1:24.811	0.380
2	98	HAMILTON	36.396	23	MALIEPAARD	19.284	6	SORENSEN	28.770	2	23	MALIEPAARD	1:24.567	1:24.921	0.354
3	4	BOYD	36.571	6	SORENSEN	19.301	98	HAMILTON	28.869	3	98	HAMILTON	1:24.788	1:25.186	0.398
4	58	STUTELEY	36.593	5	CORREA	19.368	11	CAMPFIELD	28.873	4	5	CORREA	1:24.907	1:24.907	0.000
5	23	MALIEPAARD	36.608	4	BOYD	19.394	2	COLE	28.895	5	4	BOYD	1:24.909	1:25.178	0.269
6	5	CORREA	36.641	24	DE WIT	19.413	5	CORREA	28.898	6	3	BLANCHARD	1:24.932	1:25.030	0.098
7	11	CAMPFIELD	36.642	2	COLE	19.414	58	STUTELEY	28.913	7	2	COLE	1:25.007	1:25.050	0.043
8	2	COLE	36.698	98	HAMILTON	19.523	3	BLANCHARD	28.918	8	58	STUTELEY	1:25.094	1:25.231	0.137
9	3	BLANCHARD	36.731	58	STUTELEY	19.588	4	BOYD	28.944	9	11	CAMPFIELD	1:25.136	1:25.348	0.212
10	33	FINDLAY	36.806	7	BROWN	19.616	33	FINDLAY	28.974	10	24	DE WIT	1:25.471	1:25.753	0.282
11	7	BROWN	36.921	11	CAMPFIELD	19.621	7	BROWN	29.093	11	33	FINDLAY	1:25.485	1:25.818	0.333
12	24	DE WIT	36.955	73	HOLLAND	19.676	24	DE WIT	29.103	12	7	BROWN	1:25.630	1:25.824	0.194
13	99	PALMER	37.051	12	WOOD	19.689	12	WOOD	29.288	13	12	WOOD	1:26.052	1:26.261	0.209
14	12	WOOD	37.075	33	FINDLAY	19.705	22	DAGLISH	29.299	14	99	PALMER	1:26.302	1:26.625	0.323
15	73	HOLLAND	37.290	20	DOBSON	19.755	27	JONES	29.325	15	27	JONES	1:26.549	1:26.549	0.000
16	64	SOUSTER	37.319	44	SCOTT	19.765	99	PALMER	29.387	16	73	HOLLAND	1:26.581	1:26.961	0.380
17	27	JONES	37.420	27	JONES	19.804	20	DOBSON	29.396	17	44	SCOTT	1:26.654	1:26.925	0.271
18	44	SCOTT	37.479	99	PALMER	19.864	44	SCOTT	29.410	18	20	DOBSON	1:26.855	1:27.011	0.156
19	22	DAGLISH	37.584	22	DAGLISH	20.025	64	SOUSTER	29.436	19	64	SOUSTER	1:26.888	1:27.161	0.273
20	20	DOBSON	37.704	64	SOUSTER	20.133	73	HOLLAND	29.615	20	22	DAGLISH	1:26.908	1:27.251	0.343
21	65	PRIOR	37.799	65	PRIOR	20.142	55	WALKER	29.622	21	65	PRIOR	1:27.840	1:28.119	0.279
22	55	WALKER	38.109	55	WALKER	20.304	65	PRIOR	29.899	22	55	WALKER	1:28.035	1:28.067	0.032
											Perfect Lap		1:24.318		

**British Formula Ford Championship**  
**RACE 7 - ROUND 21 - LAP CHART**

Lap 1			Lap 2			Lap 3			Lap 4			Lap 5		
No	Behind	Laptime	No	Behind	Laptime	No	Behind	Laptime	No	Behind	Laptime	No	Behind	Laptime
3		1:32.310	3		1:25.669	3		1:25.375	3		1:25.030	3		1:25.220
23	1.748	1:34.058	5	2.056	1:25.927	5	2.067	1:25.386	5	2.596	1:25.559	5	3.242	1:25.866
5	1.798	1:34.108	23	3.447	1:27.368	23	3.202	1:25.130	23	3.113	1:24.941	23	3.441	1:25.548
98	2.064	1:34.374	58	3.974	1:27.290	58	3.916	1:25.317	58	4.117	1:25.231	58	4.355	1:25.458
58	2.353	1:34.663	98	4.485	1:28.090	98	4.296	1:25.186	98	4.580	1:25.314	6	4.744	1:25.326
4	2.670	1:34.980	6	4.936	1:27.350	6	4.581	1:25.020	6	4.638	1:25.087	98	5.043	1:25.683
2	3.148	1:35.458	24	5.444	1:27.440	24	6.251	1:26.182	24	7.395	1:26.174	2	7.867	1:25.303
6	3.255	1:35.565	2	5.585	1:28.106	2	7.234	1:27.024	2	7.784	1:25.580	24	8.281	1:26.106
24	3.673	1:35.983	11	5.697	1:27.222	11	7.596	1:27.274	11	8.473	1:25.907	11	8.887	1:25.634
11	4.144	1:36.454	12	6.007	1:27.012	7	8.051	1:26.809	7	8.959	1:25.938	7	9.563	1:25.824
12	4.664	1:36.974	7	6.617	1:27.234	12	8.788	1:28.156	12	10.019	1:26.261	33	10.869	1:26.006
7	5.052	1:37.362	33	6.773	1:27.313	33	9.040	1:27.642	33	10.083	1:26.073	12	12.175	1:27.376
33	5.129	1:37.439	27	7.582	1:27.640	27	9.679	1:27.472	4	11.794	1:25.825	4	12.273	1:25.699
27	5.611	1:37.921	99	8.174	1:27.186	99	9.974	1:27.175	27	12.212	1:27.563	27	13.541	1:26.549
99	6.657	1:38.967	44	8.917	1:27.376	44	10.748	1:27.206	99	12.493	1:27.549	99	13.898	1:26.625
44	7.210	1:39.520	73	9.490	1:27.418	4	10.999	1:25.620	44	13.436	1:27.718	44	15.141	1:26.925
73	7.741	1:40.051	22	9.796	1:27.428	22	12.147	1:27.726	22	14.777	1:27.660	22	17.302	1:27.745
22	8.037	1:40.347	4	10.754	1:33.753	73	13.224	1:29.109	73	15.455	1:27.261	73	18.655	1:28.420
20	8.509	1:40.819	20	12.032	1:29.192	20	14.338	1:27.681	20	16.864	1:27.556	20	19.187	1:27.543
55	9.064	1:41.374	55	12.280	1:28.885	55	14.972	1:28.067	64	19.146	1:28.917	64	21.777	1:27.851
64	9.585	1:41.895	64	12.612	1:28.696	64	15.259	1:28.022	55	19.767	1:29.825	55	23.926	1:29.379
65	10.433	1:42.743	65	13.374	1:28.610	65	17.622	1:29.623	65	21.651	1:29.059	65	25.278	1:28.847

**British Formula Ford Championship**  
**RACE 7 - ROUND 21 - LAP CHART**

Lap 6			Lap 7			Lap 8			Lap 9			Lap 10		
No	Behind	Laptime	No	Behind	Laptime	No	Behind	Laptime	No	Behind	Laptime	No	Behind	Laptime
3		1:25.461	3		1:25.588	3		1:25.629	3		1:25.475	3		1:25.510
5	3.299	1:25.518	5	3.109	1:25.398	5	2.999	1:25.519	5	2.431	1:24.907	5	2.375	1:25.454
23	3.547	1:25.567	23	3.266	1:25.307	23	3.508	1:25.871	23	2.954	1:24.921	23	2.459	1:25.015
6	4.786	1:25.503	6	4.009	1:24.811	6	3.772	1:25.392	6	3.344	1:25.047	6	2.660	1:24.826
98	5.143	1:25.561	98	5.771	1:26.216	58	6.265	1:25.844	58	6.465	1:25.675	2	7.274	1:25.932
58	6.298	1:27.404	58	6.050	1:25.340	2	7.277	1:25.334	2	6.852	1:25.050	58	7.391	1:26.436
2	7.619	1:25.213	2	7.572	1:25.541	11	9.778	1:26.218	24	11.120	1:26.487	24	12.304	1:26.694
24	8.573	1:25.753	11	9.189	1:26.003	24	10.108	1:26.288	4	12.184	1:25.895	4	12.575	1:25.901
11	8.774	1:25.348	24	9.449	1:26.464	7	11.477	1:26.148	7	12.914	1:26.912	33	13.656	1:26.054
7	10.174	1:26.072	7	10.958	1:26.372	4	11.764	1:25.184	33	13.112	1:26.511	11	15.206	1:26.522
33	11.367	1:25.959	33	11.887	1:26.108	33	12.076	1:25.818	11	14.194	1:29.891	7	15.316	1:27.912
4	12.619	1:25.807	4	12.209	1:25.178	12	14.991	1:26.434	12	16.032	1:26.516	12	17.208	1:26.686
12	13.459	1:26.745	12	14.186	1:26.315	99	19.531	1:28.194	99	21.907	1:27.851	27	24.288	1:27.689
27	14.985	1:26.905	99	16.966	1:27.211	98	19.850	1:39.708	27	22.109	1:27.372	99	24.978	1:28.581
99	15.343	1:26.906	27	17.022	1:27.625	27	20.212	1:28.819	73	25.719	1:27.489	73	27.822	1:27.613
73	20.779	1:27.585	73	22.152	1:26.961	73	23.705	1:27.182	20	27.002	1:27.292	20	29.130	1:27.638
20	21.425	1:27.699	20	23.304	1:27.467	20	25.185	1:27.510	64	29.443	1:27.424	64	31.562	1:27.629
64	24.104	1:27.788	64	25.677	1:27.161	64	27.494	1:27.446	44	32.393	1:27.232	44	34.379	1:27.496
44	27.169	1:37.489	44	29.214	1:27.633	44	30.636	1:27.051	55	37.983	1:28.926	22	41.327	1:28.776
55	28.082	1:29.617	55	31.109	1:28.615	55	34.532	1:29.052	22	38.061	1:27.400	55	42.303	1:29.830
65	29.025	1:29.208	65	31.556	1:28.119	65	34.801	1:28.874	65	39.720	1:30.394	65	42.575	1:28.365
22	32.756	1:40.915	22	34.514	1:27.346	22	36.136	1:27.251						

**British Formula Ford Championship**  
**RACE 7 - ROUND 21 - LAP CHART**

Lap 11			Lap 12			Lap 13		
No	Behind	Laptime	No	Behind	Laptime	No	Behind	Laptime
3		1:25.373	3		1:25.638	3		1:25.962
5	2.906	1:25.904	5	3.050	1:25.782	5	3.033	1:25.945
23	3.011	1:25.925	23	3.633	1:26.260	23	3.682	1:26.011
6	3.213	1:25.926	6	3.814	1:26.239	6	3.831	1:25.979
2	8.014	1:26.113	2	8.220	1:25.844	2	7.977	1:25.719
58	8.224	1:26.206	58	8.558	1:25.972	58	8.238	1:25.642
4	14.020	1:26.818	4	14.179	1:25.797	4	14.047	1:25.830
24	14.122	1:27.191	24	15.207	1:26.723	24	15.942	1:26.697
33	14.352	1:26.069	33	15.325	1:26.611	33	16.409	1:27.046
11	16.185	1:26.352	11	16.347	1:25.800	11	16.514	1:26.129
7	16.763	1:26.820	7	17.585	1:26.460	7	18.482	1:26.859
12	18.524	1:26.689	12	19.819	1:26.933	12	20.669	1:26.812
27	26.265	1:27.350	27	28.151	1:27.524	27	29.476	1:27.287
99	26.355	1:26.750	99	28.556	1:27.839	99	30.109	1:27.515
73	29.634	1:27.185	20	32.161	1:27.011	20	33.959	1:27.760
20	30.788	1:27.031	64	35.359	1:27.588	64	37.065	1:27.668
64	33.409	1:27.220	44	38.320	1:27.542	44	39.702	1:27.344
44	36.416	1:27.410	73	41.981	1:37.985	73	44.087	1:28.068
22	43.899	1:27.945	22	45.999	1:27.738	22	48.003	1:27.966
55	45.863	1:28.933	55	48.982	1:28.757	65	53.509	1:29.714
65	46.594	1:29.392	65	49.757	1:28.801	55	1:00.421	1:37.401

# British Formula Ford Championship

## RACE 7 - ROUND 21 - POSITION CHART

No	Name	Laps Pos	1	2	3	4	5	6	7	8	9	10	11	12	13
			3	BLANCHARD	1	3	3	3	3	3	3	3	3	3	3
23	MALIEPAARD	2	23	5	5	5	5	5	5	5	5	5	5	5	5
5	CORREA	3	5	23	23	23	23	23	23	23	23	23	23	23	23
98	HAMILTON	4	98	58	58	58	58	6	6	6	6	6	6	6	6
58	STUTELEY	5	58	98	98	98	6	98	98	58	58	2	2	2	2
4	BOYD	6	4	6	6	6	98	58	58	2	2	58	58	58	58
2	COLE	7	2	24	24	24	2	2	2	11	24	24	4	4	4
6	SORENSEN	8	6	2	2	2	24	24	11	24	4	4	24	24	24
24	DE WIT	9	24	11	11	11	11	11	24	7	7	33	33	33	33
11	CAMPFIELD	10	11	12	7	7	7	7	7	4	33	11	11	11	11
12	WOOD	11	12	7	12	12	33	33	33	33	11	7	7	7	7
7	BROWN	12	7	33	33	33	12	4	4	12	12	12	12	12	12
33	FINDLAY	13	33	27	27	4	4	12	12	99	99	27	27	27	27
27	JONES	14	27	99	99	27	27	27	99	98	27	99	99	99	99
99	PALMER	15	99	44	44	99	99	99	27	27	73	73	73	20	20
44	SCOTT	16	44	73	4	44	44	73	73	73	20	20	20	64	64
73	HOLLAND	17	73	22	22	22	22	20	20	20	64	64	64	44	44
22	DAGLISH	18	22	4	73	73	73	64	64	64	44	44	44	73	73
20	DOBSON	19	20	20	20	20	20	44	44	44	55	22	22	22	22
55	WALKER	20	55	55	55	64	64	55	55	55	22	55	55	55	65
64	SOUSTER	21	64	64	64	55	55	65	65	65	65	65	65	65	55
65	PRIOR	22	65	65	65	65	65	22	22	22					

# British Formula Ford Championship

## RACE 12 - ROUND 22 - CLASSIFICATION

POS	NO	CL	DRIVER / TEAM	CAR	LAPS	TIME	GAP	DIFF	MPH	BEST	ON
1	6	C	<b>Marco SORENSEN (DEN)</b> Fluid Motorsport Development Ltd	Van Diemen 08	13	18:50.147			93.13	1:25.563	9
2	3	C	<b>Tim BLANCHARD (AUS)</b> Jamun Racing Services	Mygale SJ08	13	18:53.052	<b>2.905</b>	2.905	92.89	1:25.897	8
3	4	C	<b>Wayne BOYD (GBR)</b> Jamun Racing Services	Mygale SJ08	13	18:53.817	<b>3.670</b>	0.765	92.83	1:25.615	8
4	2	C	<b>James COLE (GBR)</b> Jamun Racing Services	Mygale SJ08	13	18:53.908	<b>3.761</b>	0.091	92.82	1:25.917	8
5	98	C	<b>Matt HAMILTON (GBR)</b> JTR	Mygale SJ08	13	18:54.317	<b>4.170</b>	0.409	92.78	1:25.982	13
6	58	C	<b>Linton STUTELEY (GBR)</b> Getem Racing/thebigcoldturkey.com	Mygale 06	13	18:57.701	<b>7.554</b>	3.384	92.51	1:26.395	5
7	11	C	<b>Adrian CAMPFIELD (GBR)</b> Kevin Mills Racing	Spectrum	13	19:01.578	<b>11.431</b>	3.877	92.19	1:26.651	6
8	7	C	<b>David BROWN (GBR)</b> Fluid Motorsport Development	Van Diemen 08	13	19:04.210	<b>14.063</b>	2.632	91.98	1:26.802	13
9	24	C	<b>Rogier DE WIT (NED)</b> JTR	Mygale SJ08	13	19:07.356	<b>17.209</b>	3.146	91.73	1:26.886	7
10	23	C	<b>Chris MALIEPAARD (NED)</b> Getem Racing	Mygale SJ07	13	19:08.382	<b>18.235</b>	1.026	91.65	1:26.482	13
11	5	C	<b>Victor CORREA (BRA)</b> Jamun Racing Services	Mygale SJ08	13	19:10.664	<b>20.517</b>	2.282	91.47	1:25.990	7
12	33	S	<b>Garry FINDLAY (GBR)</b> Driver	Mygale SJ06	13	19:11.042	<b>20.895</b>	0.378	91.44	1:26.367	13
13	27	S	<b>Alex JONES (GBR)</b> Kevin Mills Racing	Spectrum 06	13	19:18.004	<b>27.857</b>	6.962	90.89	1:27.891	2
14	99	S	<b>Chrissy PALMER (GBR)</b> Sterling Motorsport	Ray GRS06	13	19:18.409	<b>28.262</b>	0.405	90.85	1:28.010	11
15	44	S	<b>Felix SCOTT (GBR)</b> Wrensport	Spirit WL06	13	19:22.322	<b>32.175</b>	3.913	90.55	1:27.736	10
16	20	C	<b>Matt DOBSON</b> 4D Motorsport	Van Diemen 06	13	19:22.748	<b>32.601</b>	0.426	90.52	1:27.602	10
17	64	G	<b>Robert SOUSTER (GBR)</b> Speedsports	Van Diemen DP07	13	19:25.879	<b>35.732</b>	3.131	90.27	1:27.922	8
18	22	S	<b>Peter DAGLISH (GBR)</b>	Ray GRS07	13	19:38.095	<b>47.948</b>	12.216	89.34	1:28.439	9
19	55	S	<b>Daniel WALKER (GBR)</b> Slidesports	Mygale SJ06	13	19:40.921	<b>50.774</b>	2.826	89.12	1:28.819	12
20	65	G	<b>Matt PRIOR (GBR)</b> Team Autocar	Van Diemen DP08	13	19:45.954	<b>55.807</b>	5.033	88.74	1:28.758	11
21	73	S	<b>Callum HOLLAND (GBR)</b> Inter Motorsport	Van Diemen DP07	13	19:46.844	<b>56.697</b>	0.890	88.68	1:27.932	13

NOT CLASSIFIED

**DNF 12 C Glen WOOD (AUS)**  
Kevin Mills Racing

Spectrum

0

FASTEST LAP

**6 C Marco SORENSEN (DEN)**  
Fluid Motorsport Development Ltd

Van Diemen 08

9

1:25.563

94.62 mph

152.28 kph

**33 S Garry FINDLAY (GBR)**  
Driver

Mygale SJ06

13

1:26.367

93.74 mph

150.86 kph

**64 G Robert SOUSTER (GBR)**  
Speedsports

Van Diemen DP07

8

1:27.922

92.08 mph

148.19 kph

Weather / Track : Cloudy / Dry

These results are provisional until the conclusion of any judicial and technical matters.

Silverstone International  
Circuit Length = 2.2490 miles  
Start: 15:46 End: 16:05

Clerk of Course :

Timekeeper :

# British Formula Ford Championship

## RACE 12 - ROUND 22 - SECTOR ANALYSIS

<b>2</b>	<b>James COLE</b>				<b>Jamun Racing Services</b>										
1 -	132.4	20.133	100.9	29.716	124.3	1:36.539	8 -	<b>36.791</b>	131.8	19.831	102.0	<b>29.295</b>	124.7	<b>1:25.917</b>	
2 -	37.287	134.2	20.213	102.9	29.745	125.7	1:27.245	9 -	36.851	134.2	19.850	100.9	29.426	125.0	1:26.127
3 -	37.232	133.2	<b>19.673</b>	104.2	29.298	126.1	1:26.203	10 -	37.163	130.3	20.117	<b>105.2</b>	29.726	125.0	1:27.006
4 -	36.886	133.7	19.943	99.9	29.503	125.0	1:26.332	11 -	36.982	129.3	19.732	103.1	29.450	125.2	1:26.164
5 -	36.877	134.2	19.850	101.5	29.380	126.1	1:26.107	12 -	37.090	131.8	19.696	103.6	29.440	<b>126.4</b>	1:26.226
6 -	37.193	<b>135.0</b>	20.250	100.9	29.848	125.0	1:27.291	13 -	36.971	133.9	20.017	104.5	29.689	125.2	1:26.677
7 -	36.812	132.4	19.824	99.9	29.438	124.7	1:26.074								
<b>3</b>	<b>Tim BLANCHARD</b>				<b>Jamun Racing Services</b>										
1 -	<b>132.9</b>	19.657	98.3	29.765	125.4	1:34.842	8 -	<b>36.989</b>	131.1	19.576	103.7	29.332	123.6	<b>1:25.897</b>	
2 -	37.972	<b>132.9</b>	19.707	104.4	<b>29.284</b>	<b>125.7</b>	1:26.963	9 -	37.074	131.1	19.718	104.9	29.377	123.8	1:26.169
3 -	37.090	131.8	19.940	101.5	29.328	125.4	1:26.358	10 -	37.417	130.3	19.698	103.1	29.489	123.8	1:26.604
4 -	37.617	130.8	19.713	105.4	29.610	123.1	1:26.940	11 -	37.337	129.6	<b>19.471</b>	105.8	29.376	123.6	1:26.184
5 -	37.309	130.3	19.795	105.8	29.328	123.4	1:26.432	12 -	37.347	130.1	19.537	<b>106.9</b>	29.319	124.7	1:26.203
6 -	37.926	130.6	20.206	101.5	29.447	124.3	1:27.579	13 -	37.287	130.1	19.750	105.7	29.480	123.6	1:26.517
7 -	37.385	131.6	19.554	105.8	29.425	124.0	1:26.364								
<b>4</b>	<b>Wayne BOYD</b>				<b>Jamun Racing Services</b>										
1 -	132.4	20.007	101.7	29.848	122.0	1:34.763	8 -	36.794	132.6	19.700	107.2	<b>29.121</b>	<b>126.6</b>	<b>1:25.615</b>	
2 -	37.811	129.6	19.657	103.7	29.313	123.8	1:26.781	9 -	<b>36.741</b>	<b>135.0</b>	19.990	100.5	29.513	125.9	1:26.244
3 -	37.292	129.8	19.759	106.7	29.374	123.8	1:26.425	10 -	36.931	134.5	19.948	102.8	29.441	125.2	1:26.320
4 -	37.879	130.8	19.817	104.2	30.206	124.7	1:27.902	11 -	37.255	132.9	19.553	107.7	29.372	125.7	1:26.180
5 -	36.909	134.5	19.941	105.5	29.501	125.9	1:26.351	12 -	37.373	133.2	<b>19.521</b>	107.5	29.512	125.0	1:26.406
6 -	37.340	132.4	20.347	<b>108.6</b>	30.270	124.7	1:27.957	13 -	36.922	133.9	20.049	107.9	29.798	125.0	1:26.769
7 -	37.042	132.6	19.780	105.7	29.282	125.2	1:26.104								
<b>5</b>	<b>Victor CORREA</b>				<b>Jamun Racing Services</b>										
1 -	128.8	35.218	104.4	34.586	122.2	1:54.484	8 -	37.164	129.8	19.584	107.2	29.383	122.9	1:26.131	
2 -	37.874	130.3	19.624	106.5	29.495	123.4	1:26.993	9 -	37.109	132.1	19.577	105.7	29.717	124.7	1:26.403
3 -	37.557	130.6	19.791	107.2	29.367	123.4	1:26.715	10 -	37.203	131.1	19.517	107.5	29.391	123.6	1:26.111
4 -	37.019	<b>134.2</b>	19.940	94.3	29.777	122.9	1:26.736	11 -	37.056	133.2	<b>19.438</b>	106.7	29.967	125.2	1:26.461
5 -	37.172	131.6	19.650	<b>108.1</b>	29.473	123.8	1:26.295	12 -	<b>36.914</b>	133.7	19.577	102.3	29.556	123.4	1:26.047
6 -	37.111	133.7	19.737	105.8	<b>29.262</b>	122.9	1:26.110	13 -	37.206	131.1	19.440	106.9	29.542	123.1	1:26.188
7 -	37.035	132.6	19.489	105.8	29.466	<b>127.1</b>	<b>1:25.990</b>								
<b>6</b>	<b>Marco SORENSEN</b>				<b>Fluid Motorsport Development Ltd</b>										
1 -	133.2	20.097	103.7	29.356	<b>127.6</b>	1:35.389	8 -	37.259	129.1	19.594	105.5	29.106	124.3	1:25.959	
2 -	37.970	129.6	20.024	104.4	29.268	125.9	1:27.262	9 -	37.090	129.8	<b>19.395</b>	105.7	29.078	124.7	<b>1:25.563</b>
3 -	<b>36.994</b>	134.8	19.762	105.2	29.406	125.4	1:26.162	10 -	37.421	129.3	19.552	103.9	29.083	124.5	1:26.056
4 -	37.184	<b>135.8</b>	19.914	104.5	29.571	125.7	1:26.669	11 -	37.372	128.6	19.503	103.6	<b>29.075</b>	123.8	1:25.950
5 -	37.020	132.6	19.862	<b>107.2</b>	29.503	124.7	1:26.385	12 -	37.162	129.8	19.555	105.4	29.273	124.7	1:25.990
6 -	37.496	131.6	19.757	104.0	29.244	124.5	1:26.497	13 -	37.356	129.6	19.777	101.8	29.401	123.8	1:26.534
7 -	37.123	129.6	19.506	106.5	29.102	124.7	1:25.731								
<b>7</b>	<b>David BROWN</b>				<b>Fluid Motorsport Development</b>										
1 -	131.8	20.203	102.1	29.795	124.3	1:37.577	8 -	37.638	129.3	19.873	98.7	29.752	122.7	1:27.263	
2 -	37.742	<b>132.6</b>	19.946	102.6	29.794	<b>125.2</b>	1:27.482	9 -	37.845	129.6	19.838	101.7	29.635	122.9	1:27.318
3 -	37.563	<b>132.6</b>	19.889	<b>105.2</b>	30.009	122.2	1:27.461	10 -	37.679	128.8	19.830	100.0	29.633	122.9	1:27.142
4 -	37.729	131.1	19.748	104.5	29.742	123.1	1:27.219	11 -	37.717	129.3	19.849	98.1	29.790	123.8	1:27.356
5 -	37.568	130.8	19.797	104.5	29.707	123.6	1:27.072	12 -	37.647	129.1	19.913	99.4	29.610	120.7	1:27.170
6 -	37.751	130.6	19.867	102.9	29.773	123.4	1:27.391	13 -	<b>37.438</b>	129.6	<b>19.698</b>	101.2	29.666	123.8	<b>1:26.802</b>
7 -	37.517	130.3	19.831	102.1	<b>29.609</b>	123.6	1:26.957								
<b>11</b>	<b>Adrian CAMPFIELD</b>				<b>Kevin Mills Racing</b>										
1 -	<b>132.6</b>	20.475	98.8	29.514	<b>126.1</b>	1:37.129	8 -	37.426	131.1	19.804	100.3	29.532	123.4	1:26.762	
2 -	37.827	132.4	20.150	100.6	29.603	125.2	1:27.580	9 -	37.564	131.6	19.928	104.5	29.505	123.1	1:26.997
3 -	37.538	131.3	19.761	103.6	29.622	124.3	1:26.921	10 -	<b>37.418</b>	129.8	19.832	102.5	29.460	123.4	1:26.710
4 -	37.478	131.1	20.027	104.2	29.586	122.9	1:27.091	11 -	37.608	132.1	19.913	102.0	<b>29.435</b>	123.6	1:26.956
5 -	37.498	131.1	19.802	<b>107.7</b>	29.545	123.8	1:26.845	12 -	37.654	130.1	20.025	103.6	29.437	124.5	1:27.116
6 -	37.556	131.8	<b>19.656</b>	104.2	29.439	124.7	<b>1:26.651</b>	13 -	37.963	130.8	20.112	104.2	29.953	124.0	1:28.028
7 -	37.506	130.6	19.733	102.8	29.553	123.8	1:26.792								

Silverstone International  
Circuit Length = 2.2490 miles  
Start: 15:46 End: 16:05

Weather / Track : Cloudy / Dry

**British Formula Ford Championship**  
**RACE 12 - ROUND 22 - SECTOR ANALYSIS**

<b>20</b>	<b>Matt DOBSON</b>				<b>4D Motorsport</b>										
1 -	122.2	20.996	102.9	30.818	120.9	1:41.749	8 -	38.383	130.6	20.126	99.0	29.732	121.6	1:28.241	
2 -	38.784	130.6	20.368	97.0	30.153	121.8	1:29.305	9 -	37.875	131.3	20.036	101.4	29.960	<b>122.2</b>	1:27.871
3 -	38.478	131.3	20.397	99.4	30.114	120.5	1:28.989	10 -	<b>37.838</b>	127.8	20.158	101.4	29.606	121.8	<b>1:27.602</b>
4 -	38.991	128.8	20.171	102.0	29.807	120.7	1:28.969	11 -	39.396	122.2	20.196	98.4	<b>29.534</b>	122.0	1:29.126
5 -	38.127	129.3	19.998	101.2	29.687	121.4	1:27.812	12 -	38.318	<b>131.8</b>	20.196	<b>103.9</b>	29.690	121.4	1:28.204
6 -	37.946	130.6	<b>19.971</b>	102.3	29.692	121.6	1:27.609	13 -	38.690	130.6	19.971	102.1	29.813	120.7	1:28.474
7 -	38.816	129.8	20.059	101.7	29.922	121.4	1:28.797								
<b>22</b>	<b>Peter DAGLISH</b>														
1 -	124.0	21.051	99.3	30.359	122.9	1:41.818	8 -	38.470	125.9	20.944	95.3	30.009	120.7	1:29.423	
2 -	39.125	<b>131.1</b>	20.431	97.8	29.918	<b>123.8</b>	1:29.474	9 -	38.727	126.1	<b>20.100</b>	97.3	<b>29.612</b>	120.7	<b>1:28.439</b>
3 -	38.411	125.9	20.464	<b>100.5</b>	30.422	123.4	1:29.297	10 -	<b>38.331</b>	126.6	20.326	96.4	29.870	120.7	1:28.527
4 -	38.744	127.3	20.544	99.6	37.092	120.9	1:36.380	11 -	39.566	125.0	20.473	93.5	29.862	121.6	1:29.901
5 -	39.035	126.9	20.646	93.9	30.098	120.9	1:29.779	12 -	38.512	124.7	20.658	94.3	29.774	120.9	1:28.944
6 -	38.567	125.0	20.468	96.6	29.813	120.5	1:28.848	13 -	38.371	127.1	20.180	92.8	30.016	120.9	1:28.567
7 -	38.454	126.4	20.581	94.5	29.663	120.5	1:28.698								
<b>23</b>	<b>Chris MALIEPAARD</b>				<b>Getem Racing</b>										
1 -	127.6	28.789	101.5	29.644	124.5	1:43.083	8 -	37.685	127.8	20.039	103.6	29.163	122.7	1:26.887	
2 -	38.735	<b>132.6</b>	20.293	99.6	29.837	124.0	1:28.865	9 -	37.823	128.6	19.840	102.8	<b>29.161</b>	122.5	1:26.824
3 -	38.356	130.6	20.078	104.0	29.752	<b>125.7</b>	1:28.186	10 -	38.108	127.8	19.774	104.2	29.244	122.7	1:27.126
4 -	37.650	131.1	19.914	102.0	29.359	123.1	1:26.923	11 -	37.595	129.1	19.802	105.4	29.303	123.4	1:26.700
5 -	37.603	129.6	19.971	104.2	29.661	123.8	1:27.235	12 -	37.695	128.8	19.833	<b>106.4</b>	29.182	123.6	1:26.710
6 -	<b>37.319</b>	130.3	19.953	100.3	29.413	125.4	1:26.685	13 -	37.555	130.1	<b>19.701</b>	103.4	29.226	123.6	<b>1:26.482</b>
7 -	37.547	132.1	19.884	102.8	29.245	122.9	1:26.676								
<b>24</b>	<b>Rogier DE WIT</b>				<b>JTR</b>										
1 -	130.3	19.894	101.7	29.683	<b>125.4</b>	1:37.889	8 -	37.420	129.8	20.036	102.9	29.773	122.7	1:27.229	
2 -	37.858	132.9	19.922	102.9	29.726	125.0	1:27.506	9 -	37.768	130.6	19.943	104.2	29.736	122.9	1:27.447
3 -	38.557	130.6	19.781	102.8	29.655	124.7	1:27.993	10 -	38.453	128.3	19.879	102.0	29.694	123.1	1:28.026
4 -	<b>37.402</b>	<b>134.2</b>	19.988	<b>106.4</b>	30.402	122.5	1:27.792	11 -	37.447	129.8	19.901	104.0	<b>29.550</b>	123.6	1:26.898
5 -	37.442	129.8	19.890	105.2	29.838	123.1	1:27.170	12 -	37.670	129.8	19.927	101.4	29.706	124.3	1:27.303
6 -	37.643	130.3	20.458	102.1	29.742	122.7	1:27.843	13 -	37.707	129.1	19.992	103.1	29.675	123.1	1:27.374
7 -	37.467	130.8	<b>19.766</b>	101.7	29.653	123.1	<b>1:26.886</b>								
<b>27</b>	<b>Alex JONES</b>				<b>Kevin Mills Racing</b>										
1 -	127.8	20.515	93.9	29.954	123.6	1:40.274	8 -	38.125	129.1	20.083	101.1	29.826	123.1	1:28.034	
2 -	38.045	130.3	<b>19.995</b>	<b>103.7</b>	29.851	123.4	<b>1:27.891</b>	9 -	38.576	127.1	20.232	102.0	30.019	122.7	1:28.827
3 -	<b>37.928</b>	<b>133.2</b>	20.463	100.6	29.880	124.5	1:28.271	10 -	38.460	130.8	20.076	100.9	29.864	122.7	1:28.400
4 -	37.947	<b>133.2</b>	20.153	100.2	29.809	<b>125.4</b>	1:27.909	11 -	38.117	129.6	20.116	103.2	29.737	122.9	1:27.970
5 -	38.117	129.6	20.151	102.6	29.798	122.7	1:28.066	12 -	38.081	129.8	20.062	102.3	29.772	122.5	1:27.915
6 -	38.072	129.3	20.102	102.5	29.782	122.7	1:27.956	13 -	38.164	129.1	20.119	103.4	29.935	122.5	1:28.218
7 -	38.145	129.1	20.432	100.3	<b>29.696</b>	123.4	1:28.273								
<b>33</b>	<b>Garry FINDLAY</b>				<b>Driver</b>										
1 -	132.4	20.175	102.3	29.592	125.0	1:38.349	8 -	37.395	134.5	20.048	99.1	29.723	126.1	1:27.166	
2 -	37.680	133.4	20.005	102.1	29.450	<b>127.6</b>	1:27.135	9 -	37.697	131.8	20.055	100.3	29.690	125.7	1:27.442
3 -	37.365	133.9	19.979	103.7	29.767	122.0	1:27.111	10 -	42.920	130.3	20.121	103.9	29.582	123.6	1:32.623
4 -	37.949	133.7	20.125	102.9	30.637	125.7	1:28.711	11 -	37.597	130.6	20.041	<b>108.2</b>	29.554	123.1	1:27.192
5 -	37.344	131.8	20.039	101.1	29.745	125.7	1:27.128	12 -	<b>37.214</b>	130.8	19.816	106.4	29.982	125.4	1:27.012
6 -	37.614	132.6	20.523	93.9	29.782	125.9	1:27.919	13 -	37.337	133.2	<b>19.805</b>	103.7	<b>29.225</b>	125.4	<b>1:26.367</b>
7 -	37.397	<b>135.0</b>	20.050	102.0	29.440	125.7	1:26.887								
<b>44</b>	<b>Felix SCOTT</b>				<b>Wrensport</b>										
1 -	125.7	20.668	98.1	30.320	120.9	1:40.897	8 -	38.280	128.6	19.843	106.4	29.993	120.1	1:28.116	
2 -	39.039	<b>130.8</b>	20.319	101.4	30.372	119.8	1:29.730	9 -	38.083	128.6	19.850	104.7	30.051	120.5	1:27.984
3 -	38.543	126.4	20.252	104.4	30.162	119.6	1:28.957	10 -	<b>37.997</b>	126.4	<b>19.832</b>	105.4	29.907	120.9	<b>1:27.736</b>
4 -	38.301	125.0	20.210	104.7	30.042	121.4	1:28.553	11 -	39.406	126.6	20.017	105.8	<b>29.633</b>	<b>121.8</b>	1:29.056
5 -	38.044	127.6	20.044	<b>106.7</b>	29.958	121.4	1:28.046	12 -	38.361	126.4	20.094	<b>106.7</b>	29.866	120.5	1:28.321
6 -	38.180	127.3	19.968	104.9	29.949	119.6	1:28.097	13 -	38.335	126.9	20.001	104.9	29.862	<b>121.8</b>	1:28.198
7 -	38.481	127.3	20.100	104.4	30.050	120.9	1:28.631								

Silverstone International  
Circuit Length = 2.2490 miles  
Start: 15:46 End: 16:05

Weather / Track : Cloudy / Dry

**British Formula Ford Championship**  
**RACE 12 - ROUND 22 - SECTOR ANALYSIS**

<b>55</b>	<b>Daniel WALKER</b>										<b>Slidesports</b>										
1 -		<i>130.6</i>		21.672	92.2		30.475	124.0		1:42.659	8 -	39.000	124.7		20.416	96.1		30.393	123.4		1:29.809
2 -	39.309	130.1		20.674	94.0		30.419	125.4		1:30.402	9 -	41.358	126.6		20.758	93.3		30.094	124.0		1:32.210
3 -	38.807	<i>130.6</i>		20.554	92.3		30.275	<i>125.7</i>		1:29.636	10 -	38.686	128.6		20.676	96.7		30.324	122.9		1:29.686
4 -	38.740	129.6		20.746	92.8		30.127	<i>125.7</i>		1:29.613	11 -	38.713	129.1		20.625	98.3		30.055	122.2		1:29.393
5 -	38.507	<i>130.6</i>		<i>20.300</i>	<i>100.9</i>		30.242	123.1		1:29.049	12 -	38.724	129.1		20.317	93.1		<i>29.778</i>	124.3		<i>1:28.819</i>
6 -	39.690	126.9		20.774	93.3		30.313	123.8		1:30.777	13 -	<i>38.378</i>	129.3		20.499	94.7		30.097	124.5		1:28.974
7 -	39.055	128.1		20.726	97.1		30.113	123.6		1:29.894											
<b>58</b>	<b>Linton STUTELEY</b>										<b>Getem Racing/thebigcoldturkey.com</b>										
1 -										1:35.223	8 -										1:27.161
2 -										1:27.149	9 -										1:26.406
3 -										1:26.643	10 -										1:26.723
4 -										1:27.868	11 -										1:26.689
5 -										<b>1:26.395</b>	12 -										1:26.610
6 -										1:27.120	13 -										1:26.893
7 -										1:26.821											
<b>64</b>	<b>Robert SOUSTER</b>										<b>Speedsports</b>										
1 -		122.2		21.063	95.9		30.121	123.4		1:42.019	8 -	37.938	128.8		20.191	97.1		29.793	121.4		<b>1:27.922</b>
2 -	39.146	129.8		20.509	92.3		30.218	<i>123.6</i>		1:29.873	9 -	38.363	128.1		20.133	97.7		30.085	119.6		1:28.581
3 -	39.462	127.3		20.425	97.4		29.926	122.7		1:29.813	10 -	38.099	128.6		20.116	<i>100.9</i>		29.735	121.6		1:27.950
4 -	<i>37.926</i>	<i>130.6</i>		20.503	96.1		31.661	120.9		1:30.090	11 -	37.934	129.3		<i>20.034</i>	99.4		30.042	121.8		1:28.010
5 -	38.067	127.8		20.289	99.3		29.866	121.8		1:28.222	12 -	38.151	128.3		20.270	99.3		29.927	122.5		1:28.348
6 -	38.048	128.6		20.572	96.0		29.788	122.5		1:28.408	13 -	38.121	128.8		20.229	97.7		30.242	120.1		1:28.592
7 -	38.089	129.3		20.259	96.3		<i>29.703</i>	122.2		1:28.051											
<b>65</b>	<b>Matt PRIOR</b>										<b>Team Autocar</b>										
1 -		109.3		22.093	91.3		30.524	<i>122.0</i>		1:44.551	8 -	38.557	126.4		21.327	83.8		30.581	120.1		1:30.465
2 -	40.252	126.6		20.849	91.3		30.639	120.9		1:31.740	9 -	38.131	126.6		20.641	90.0		30.131	120.7		1:28.903
3 -	39.002	125.9		20.691	94.4		30.386	121.1		1:30.079	10 -	38.888	122.2		20.766	93.5		30.057	120.7		1:29.711
4 -	<i>38.063</i>	<i>128.3</i>		20.587	91.6		31.576	121.8		1:30.226	11 -	38.273	127.3		20.455	91.3		<i>30.030</i>	120.5		<b>1:28.758</b>
5 -	39.181	126.6		20.675	<i>95.9</i>		31.293	120.1		1:31.149	12 -	38.422	<i>128.3</i>		21.115	74.7		30.596	119.8		1:30.133
6 -	38.477	128.1		20.902	83.1		31.471	119.0		1:30.850	13 -	38.582	127.1		20.627	89.6		30.362	120.3		1:29.571
7 -	38.848	127.3		<i>20.422</i>	89.6		30.548	120.5		1:29.818											
<b>73</b>	<b>Callum HOLLAND</b>										<b>Inter Motorsport</b>										
1 -		126.9		21.032	<i>103.1</i>		<i>29.966</i>	<i>124.5</i>		1:41.109	8 -	37.849	128.3		20.127	98.8		30.101	121.8		1:28.077
2 -	38.637	129.1		20.639	101.2		30.379	<i>124.5</i>		1:29.655	9 -	38.013	128.3		<i>19.951</i>	97.3		30.180	121.8		1:28.144
3 -	39.515	131.1		20.751	97.1		30.085	124.0		1:30.351	10 -	38.066	128.1		20.038	99.1		30.201	122.7		1:28.305
4 -	38.259	<i>133.7</i>		20.136	102.6		52.797	121.4		1:51.192	11 -	<i>37.760</i>	128.8		20.107	96.7		30.166	123.1		1:28.033
5 -	37.975	127.6		20.303	98.4		30.154	122.2		1:28.432	12 -	38.132	128.1		20.039	101.1		30.104	122.2		1:28.275
6 -	38.021	127.6		20.291	99.9		30.479	121.6		1:28.791	13 -	37.848	129.8		20.046	99.3		30.038	123.8		<b>1:27.932</b>
7 -	38.304	127.6		20.154	97.4		30.090	122.9		1:28.548											
<b>98</b>	<b>Matt HAMILTON</b>										<b>JTR</b>										
1 -		132.6		20.222	102.8		29.586	123.8		1:36.122	8 -	37.266	131.8		<i>19.698</i>	104.4		29.605	123.4		1:26.569
2 -	37.328	127.3		20.442	105.0		29.744	123.8		1:27.514	9 -	37.041	131.3		19.873	103.2		29.361	122.7		1:26.275
3 -	37.012	132.4		19.703	105.4		29.461	124.5		1:26.176	10 -	37.196	130.6		19.727	102.6		29.466	123.8		1:26.389
4 -	<i>36.689</i>	<i>135.6</i>		20.052	105.4		30.040	125.2		1:26.781	11 -	37.016	131.6		19.726	104.2		29.385	124.0		1:26.127
5 -	36.878	135.0		19.834	106.2		29.470	125.4		1:26.182	12 -	37.053	131.8		19.786	104.4		<i>29.164</i>	125.4		1:26.003
6 -	36.944	133.4		20.456	100.0		30.077	123.8		1:27.477	13 -	36.891	132.6		19.762	102.9		29.329	<i>126.4</i>		<b>1:25.982</b>
7 -	37.105	<i>135.6</i>		20.154	<i>106.9</i>		29.461	125.2		1:26.720											
<b>99</b>	<b>Chrissy PALMER</b>										<b>Sterling Motorsport</b>										
1 -		<i>130.6</i>		20.389	99.1		30.041	121.1		1:39.251	8 -	37.984	129.6		20.172	102.1		29.938	121.4		1:28.094
2 -	37.944	128.1		20.264	99.7		30.048	120.9		1:28.256	9 -	38.102	126.1		20.529	101.7		30.424	122.2		1:29.055
3 -	38.227	126.9		20.330	100.0		29.936	120.1		1:28.493	10 -	38.052	129.3		20.075	<i>102.6</i>		29.930	122.0		1:28.057
4 -	37.918	126.6		20.293	100.9		29.948	120.1		1:28.159	11 -	<i>37.843</i>	129.6		20.290	101.5		29.877	121.8		<b>1:28.010</b>
5 -	38.665	129.6		20.133	101.2		<i>29.728</i>	<i>122.7</i>		1:28.526	12 -	37.909	129.8		20.120	102.3		30.084	121.6		1:28.113
6 -	37.892	129.3		20.276	100.8		30.041	121.6		1:28.209	13 -	37.883	130.1		20.216	101.5		29.920	121.1		1:28.019
7 -	38.205	130.3		<i>20.052</i>	102.3		29.910	122.5		1:28.167											

Silverstone International  
Circuit Length = 2.2490 miles  
Start: 15:46 End: 16:05

Weather / Track : Cloudy / Dry

**British Formula Ford Championship**  
**RACE 12 - ROUND 22 - SPEED TRAPS**

SECTOR 1				SECTOR 2			FINISH LINE			
POS	NO	NAME	MPH	NO	NAME	MPH	NO	NAME	MPH	
1	6	Marco SORENSEN	135.8	4	Wayne BOYD	108.6	6	Marco SORENSEN	127.6	
2	98	Matt HAMILTON	135.6	33	Garry FINDLAY	108.2	33	Garry FINDLAY	127.6	
3	2	James COLE	135.0	5	Victor CORREA	108.1	5	Victor CORREA	127.1	
4	4	Wayne BOYD	135.0	11	Adrian CAMPFIELD	107.7	4	Wayne BOYD	126.6	
5	33	Garry FINDLAY	135.0	6	Marco SORENSEN	107.2	2	James COLE	126.4	
6	5	Victor CORREA	134.2	3	Tim BLANCHARD	106.9	98	Matt HAMILTON	126.4	
7	24	Rogier DE WIT	134.2	98	Matt HAMILTON	106.9	11	Adrian CAMPFIELD	126.1	
8	73	Callum HOLLAND	133.7	44	Felix SCOTT	106.7	3	Tim BLANCHARD	125.7	
9	27	Alex JONES	133.2	23	Chris MALIEPAARD	106.4	23	Chris MALIEPAARD	125.7	
10	3	Tim BLANCHARD	132.9	24	Rogier DE WIT	106.4	55	Daniel WALKER	125.7	
11	7	David BROWN	132.6	2	James COLE	105.2	24	Rogier DE WIT	125.4	
12	11	Adrian CAMPFIELD	132.6	7	David BROWN	105.2	27	Alex JONES	125.4	
13	23	Chris MALIEPAARD	132.6	20	Matt DOBSON	103.9	7	David BROWN	125.2	
14	20	Matt DOBSON	131.8	27	Alex JONES	103.7	73	Callum HOLLAND	124.5	
15	22	Peter DAGLISH	131.1	73	Callum HOLLAND	103.1	22	Peter DAGLISH	123.8	
16	44	Felix SCOTT	130.8	99	Chrissy PALMER	102.6	64	Robert SOUSTER	123.6	
17	55	Daniel WALKER	130.6	55	Daniel WALKER	100.9	99	Chrissy PALMER	122.7	
18	64	Robert SOUSTER	130.6	64	Robert SOUSTER	100.9	20	Matt DOBSON	122.2	
19	99	Chrissy PALMER	130.6	22	Peter DAGLISH	100.5	65	Matt PRIOR	122.0	
20	65	Matt PRIOR	128.3	65	Matt PRIOR	95.9	44	Felix SCOTT	121.8	
21										

# British Formula Ford Championship

## RACE 12 - ROUND 22 - BEST SECTOR TIMES

SECTOR 1			SECTOR 2			SECTOR 3			IDEAL / BEST COMPARISON						
POS	NO	NAME	TIME	NO	NAME	TIME	NO	NAME	TIME	POS	NO	NAME	IDEAL	BEST	DIFF
1	98	HAMILTON	36.689	6	SORENSEN	19.395	6	SORENSEN	29.075	1	4	BOYD	1:25.383	1:25.615	0.232
2	4	BOYD	36.741	5	CORREA	19.438	4	BOYD	29.121	2	6	SORENSEN	1:25.464	1:25.563	0.099
3	2	COLE	36.791	3	BLANCHARD	19.471	23	MALIEPAARD	29.161	3	98	HAMILTON	1:25.551	1:25.982	0.431
4	5	CORREA	36.914	4	BOYD	19.521	98	HAMILTON	29.164	4	5	CORREA	1:25.614	1:25.990	0.376
5	3	BLANCHARD	36.989	11	CAMPFIELD	19.656	33	FINDLAY	29.225	5	3	BLANCHARD	1:25.744	1:25.897	0.153
6	6	SORENSEN	36.994	2	COLE	19.673	5	CORREA	29.262	6	2	COLE	1:25.759	1:25.917	0.158
7	33	FINDLAY	37.214	7	BROWN	19.698	3	BLANCHARD	29.284	7	23	MALIEPAARD	1:26.181	1:26.482	0.301
8	23	MALIEPAARD	37.319	98	HAMILTON	19.698	2	COLE	29.295	8	33	FINDLAY	1:26.244	1:26.367	0.123
9	24	DE WIT	37.402	23	MALIEPAARD	19.701	11	CAMPFIELD	29.435	9	11	CAMPFIELD	1:26.509	1:26.651	0.142
10	11	CAMPFIELD	37.418	24	DE WIT	19.766	20	DOBSON	29.534	10	24	DE WIT	1:26.718	1:26.886	0.168
11	7	BROWN	37.438	33	FINDLAY	19.805	24	DE WIT	29.550	11	7	BROWN	1:26.745	1:26.802	0.057
12	73	HOLLAND	37.760	44	SCOTT	19.832	7	BROWN	29.609	12	20	DOBSON	1:27.343	1:27.602	0.259
13	20	DOBSON	37.838	73	HOLLAND	19.951	22	DAGLISH	29.612	13	44	SCOTT	1:27.462	1:27.736	0.274
14	99	PALMER	37.843	20	DOBSON	19.971	44	SCOTT	29.633	14	27	JONES	1:27.619	1:27.891	0.272
15	64	SOUSTER	37.926	27	JONES	19.995	27	JONES	29.696	15	99	PALMER	1:27.623	1:28.010	0.387
16	27	JONES	37.928	64	SOUSTER	20.034	64	SOUSTER	29.703	16	64	SOUSTER	1:27.663	1:27.922	0.259
17	44	SCOTT	37.997	99	PALMER	20.052	99	PALMER	29.728	17	73	HOLLAND	1:27.677	1:27.932	0.255
18	65	PRIOR	38.063	22	DAGLISH	20.100	55	WALKER	29.778	18	22	DAGLISH	1:28.043	1:28.439	0.396
19	22	DAGLISH	38.331	55	WALKER	20.300	73	HOLLAND	29.966	19	55	WALKER	1:28.456	1:28.819	0.363
20	55	WALKER	38.378	65	PRIOR	20.422	65	PRIOR	30.030	20	65	PRIOR	1:28.515	1:28.758	0.243
21	58	STUTELEY		58	STUTELEY		58	STUTELEY		21	58	STUTELEY		1:26.395	0.000
												<b>Perfect Lap</b>	<b>1:25.159</b>		

Weather / Track : Cloudy / Dry

www.tsl-timing.com

Silverstone International  
Circuit Length = 2.2490 miles  
Start: 15:46 End: 16:05

Printed - 16.09 Sunday, 17 August 2008

**British Formula Ford Championship**  
**RACE 12 - ROUND 22 - LAP CHART**

Lap 1			Lap 2			Lap 3			Lap 4			Lap 5		
No	Behind	Laptime	No	Behind	Laptime	No	Behind	Laptime	No	Behind	Laptime	No	Behind	Laptime
4		1:34.763	4		1:26.781	4		1:26.425	3		1:26.940	3		1:26.432
3	0.079	1:34.842	3	0.261	1:26.963	3	0.194	1:26.358	6	0.379	1:26.669	6	0.332	1:26.385
58	0.460	1:35.223	58	0.828	1:27.149	6	0.844	1:26.162	4	0.768	1:27.902	4	0.687	1:26.351
6	0.626	1:35.389	6	1.107	1:27.262	58	1.046	1:26.643	2	1.216	1:26.332	2	0.891	1:26.107
98	1.359	1:36.122	98	2.092	1:27.514	98	1.843	1:26.176	98	1.490	1:26.781	98	1.240	1:26.182
2	1.776	1:36.539	2	2.240	1:27.245	2	2.018	1:26.203	58	1.780	1:27.868	58	1.743	1:26.395
11	2.366	1:37.129	11	3.165	1:27.580	11	3.661	1:26.921	11	3.618	1:27.091	11	4.031	1:26.845
7	2.814	1:37.577	7	3.515	1:27.482	7	4.551	1:27.461	7	4.636	1:27.219	7	5.276	1:27.072
24	3.126	1:37.889	24	3.851	1:27.506	33	4.626	1:27.111	24	6.077	1:27.792	24	6.815	1:27.170
33	3.586	1:38.349	33	3.940	1:27.135	24	5.419	1:27.993	33	6.203	1:28.711	33	6.899	1:27.128
99	4.488	1:39.251	99	5.963	1:28.256	99	8.031	1:28.493	99	9.056	1:28.159	27	10.876	1:28.066
27	5.511	1:40.274	27	6.621	1:27.891	27	8.467	1:28.271	27	9.242	1:27.909	99	11.150	1:28.526
44	6.134	1:40.897	44	9.083	1:29.730	44	11.615	1:28.957	23	11.954	1:26.923	23	12.757	1:27.235
73	6.346	1:41.109	73	9.220	1:29.655	20	12.074	1:28.989	44	13.034	1:28.553	44	14.648	1:28.046
20	6.986	1:41.749	20	9.510	1:29.305	23	12.165	1:28.186	20	13.909	1:28.969	20	15.289	1:27.812
22	7.055	1:41.818	22	9.748	1:29.474	22	12.620	1:29.297	64	16.692	1:30.090	64	18.482	1:28.222
64	7.256	1:42.019	64	10.348	1:29.873	73	13.146	1:30.351	55	17.207	1:29.613	5	19.688	1:26.295
55	7.896	1:42.659	23	10.404	1:28.865	64	13.736	1:29.813	5	19.825	1:26.736	55	19.824	1:29.049
23	8.320	1:43.083	55	11.517	1:30.402	55	14.728	1:29.636	65	21.493	1:30.226	22	25.213	1:29.779
65	9.788	1:44.551	65	14.747	1:31.740	65	18.401	1:30.079	22	21.866	1:36.380	65	26.210	1:31.149
5	19.721	1:54.484	5	19.933	1:26.993	5	20.223	1:26.715	73	37.204	1:51.192	73	39.204	1:28.432

**British Formula Ford Championship**  
**RACE 12 - ROUND 22 - LAP CHART**

Lap 6			Lap 7			Lap 8			Lap 9			Lap 10		
No	Behind	Laptime	No	Behind	Laptime	No	Behind	Laptime	No	Behind	Laptime	No	Behind	Laptime
6		1:26.497	6		1:25.731	6		1:25.959	6		1:25.563	6		1:26.056
3	0.750	1:27.579	3	1.383	1:26.364	3	1.321	1:25.897	3	1.927	1:26.169	3	2.475	1:26.604
2	1.353	1:27.291	2	1.696	1:26.074	2	1.654	1:25.917	2	2.218	1:26.127	4	2.789	1:26.320
4	1.815	1:27.957	4	2.188	1:26.104	4	1.844	1:25.615	4	2.525	1:26.244	2	3.168	1:27.006
98	1.888	1:27.477	98	2.877	1:26.720	98	3.487	1:26.569	98	4.199	1:26.275	98	4.532	1:26.389
58	2.034	1:27.120	58	3.124	1:26.821	58	4.326	1:27.161	58	5.169	1:26.406	58	5.836	1:26.723
11	3.853	1:26.651	11	4.914	1:26.792	11	5.717	1:26.762	11	7.151	1:26.997	11	7.805	1:26.710
7	5.838	1:27.391	7	7.064	1:26.957	7	8.368	1:27.263	7	10.123	1:27.318	7	11.209	1:27.142
24	7.829	1:27.843	24	8.984	1:26.886	24	10.254	1:27.229	24	12.138	1:27.447	24	14.108	1:28.026
33	7.989	1:27.919	33	9.145	1:26.887	33	10.352	1:27.166	33	12.231	1:27.442	23	16.817	1:27.126
27	12.003	1:27.956	23	13.558	1:26.676	23	14.486	1:26.887	23	15.747	1:26.824	33	18.798	1:32.623
99	12.530	1:28.209	27	14.545	1:28.273	27	16.620	1:28.034	27	19.884	1:28.827	5	20.295	1:26.111
23	12.613	1:26.685	99	14.966	1:28.167	99	17.101	1:28.094	5	20.240	1:26.403	27	22.228	1:28.400
44	15.916	1:28.097	44	18.816	1:28.631	5	19.400	1:26.131	99	20.593	1:29.055	99	22.594	1:28.057
20	16.069	1:27.609	20	19.135	1:28.797	44	20.973	1:28.116	44	23.394	1:27.984	44	25.074	1:27.736
5	18.969	1:26.110	5	19.228	1:25.990	20	21.417	1:28.241	20	23.725	1:27.871	20	25.271	1:27.602
64	20.061	1:28.408	64	22.381	1:28.051	64	24.344	1:27.922	64	27.362	1:28.581	64	29.256	1:27.950
55	23.772	1:30.777	55	27.935	1:29.894	55	31.785	1:29.809	22	36.539	1:28.439	22	39.010	1:28.527
22	27.232	1:28.848	22	30.199	1:28.698	22	33.663	1:29.423	55	38.432	1:32.210	55	42.062	1:29.686
65	30.231	1:30.850	65	34.318	1:29.818	65	38.824	1:30.465	65	42.164	1:28.903	65	45.819	1:29.711
73	41.166	1:28.791	73	43.983	1:28.548	73	46.101	1:28.077	73	48.682	1:28.144	73	50.931	1:28.305

**British Formula Ford Championship**  
**RACE 12 - ROUND 22 - LAP CHART**

Lap 11			Lap 12			Lap 13		
No	Behind	Laptime	No	Behind	Laptime	No	Behind	Laptime
6		1:25.950	6		1:25.990	6		1:26.534
3	2.709	1:26.184	3	2.922	1:26.203	3	2.905	1:26.517
4	3.019	1:26.180	4	3.435	1:26.406	4	3.670	1:26.769
2	3.382	1:26.164	2	3.618	1:26.226	2	3.761	1:26.677
98	4.709	1:26.127	98	4.722	1:26.003	98	4.170	1:25.982
58	6.575	1:26.689	58	7.195	1:26.610	58	7.554	1:26.893
11	8.811	1:26.956	11	9.937	1:27.116	11	11.431	1:28.028
7	12.615	1:27.356	7	13.795	1:27.170	7	14.063	1:26.802
24	15.056	1:26.898	24	16.369	1:27.303	24	17.209	1:27.374
23	17.567	1:26.700	23	18.287	1:26.710	23	18.235	1:26.482
33	20.040	1:27.192	5	20.863	1:26.047	5	20.517	1:26.188
5	20.806	1:26.461	33	21.062	1:27.012	33	20.895	1:26.367
27	24.248	1:27.970	27	26.173	1:27.915	27	27.857	1:28.218
99	24.654	1:28.010	99	26.777	1:28.113	99	28.262	1:28.019
44	28.180	1:29.056	44	30.511	1:28.321	44	32.175	1:28.198
20	28.447	1:29.126	20	30.661	1:28.204	20	32.601	1:28.474
64	31.316	1:28.010	64	33.674	1:28.348	64	35.732	1:28.592
22	42.961	1:29.901	22	45.915	1:28.944	22	47.948	1:28.567
55	45.505	1:29.393	55	48.334	1:28.819	55	50.774	1:28.974
65	48.627	1:28.758	65	52.770	1:30.133	65	55.807	1:29.571
73	53.014	1:28.033	73	55.299	1:28.275	73	56.697	1:27.932

# British Formula Ford Championship

## RACE 12 - ROUND 22 - POSITION CHART

No	Name	Laps Pos														
			1	2	3	4	5	6	7	8	9	10	11	12	13	
4	BOYD	1	4	4	4	3	3	6	6	6	6	6	6	6	6	6
3	BLANCHARD	2	3	3	3	6	6	3	3	3	3	3	3	3	3	3
58	STUTELEY	3	58	58	6	4	4	2	2	2	2	2	4	4	4	4
6	SORENSEN	4	6	6	58	2	2	4	4	4	4	4	2	2	2	2
98	HAMILTON	5	98	98	98	98	98	98	98	98	98	98	98	98	98	98
2	COLE	6	2	2	2	58	58	58	58	58	58	58	58	58	58	58
11	CAMPFIELD	7	11	11	11	11	11	11	11	11	11	11	11	11	11	11
7	BROWN	8	7	7	7	7	7	7	7	7	7	7	7	7	7	7
24	DE WIT	9	24	24	33	24	24	24	24	24	24	24	24	24	24	24
33	FINDLAY	10	33	33	24	33	33	33	33	33	33	23	23	23	23	23
99	PALMER	11	99	99	99	99	27	27	23	23	23	33	33	5	5	5
27	JONES	12	27	27	27	27	99	99	27	27	27	5	5	33	33	33
44	SCOTT	13	44	44	44	23	23	23	99	99	5	27	27	27	27	27
73	HOLLAND	14	73	73	20	44	44	44	44	5	99	99	99	99	99	99
20	DOBSON	15	20	20	23	20	20	20	20	44	44	44	44	44	44	44
22	DAGLISH	16	22	22	22	64	64	5	5	20	20	20	20	20	20	20
64	SOUSTER	17	64	64	73	55	5	64	64	64	64	64	64	64	64	64
55	WALKER	18	55	23	64	5	55	55	55	55	22	22	22	22	22	22
23	MALIEPAARD	19	23	55	55	65	22	22	22	22	55	55	55	55	55	55
65	PRIOR	20	65	65	65	22	65	65	65	65	65	65	65	65	65	65
5	CORREA	21	5	5	5	73	73	73	73	73	73	73	73	73	73	73