



Sponsored by Avon Tyres



# BRITISH FORMULA FORD

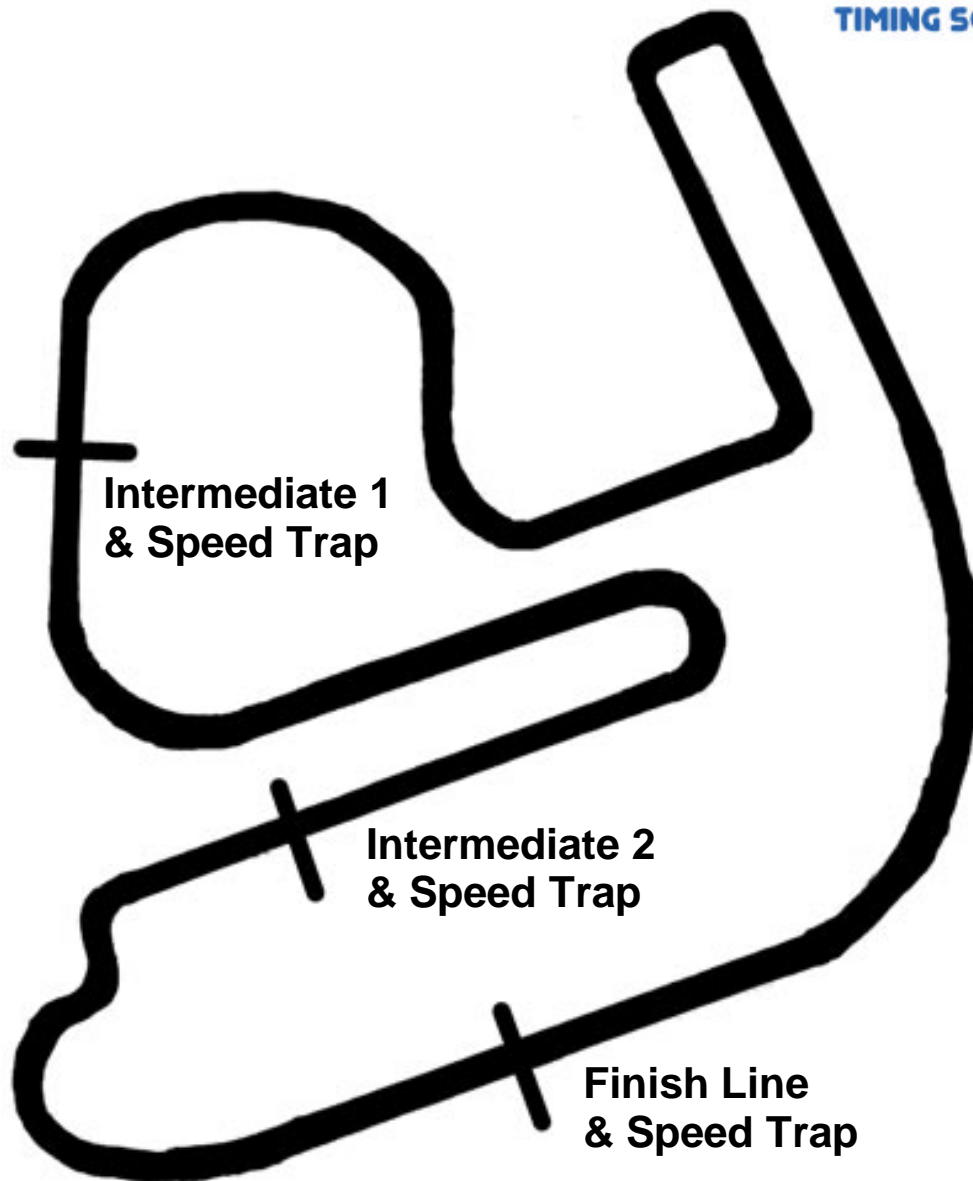
Round 12, 13, 14  
Rockingham International Sportscar

25th & 26th May 2008



Results Provided by Timing Solutions Ltd  
[www.tsl-timing.com](http://www.tsl-timing.com)

# ROCKINGHAM INTERNATIONAL SUPER SPORTS CAR CIRCUIT



Circuit Length:	1.9400 miles / 3122.1 metres
Intermediate 1:	1,718 metres
Intermediate 2:	2,524 metres
Pit In:	2,977 metres
Pit Out:	162 metres after Finish Line

# British Formula Ford Championship

## QUALIFYING - RACE 1 - CLASSIFICATION

POS	NO	CL	DRIVER / TEAM	CAR	TIME	ON	LAPS	GAP	DIFF	MPH
1	3	C	<b>Tim BLANCHARD (AUS)</b> Jamun Racing Services	Mygale SJ08	1:40.717	8	9			69.34
2	4	C	<b>Wayne BOYD (GBR)</b> Jamun Racing Services	Mygale SJ08	1:40.852	7	8	0.135	0.135	69.24
3	5	C	<b>Victor CORREA (BRA)</b> Jamun Racing Services	Mygale SJ08	1:41.291	8	8	0.574	0.439	68.94
4	12	C	<b>Glen WOOD (AUS)</b> Kevin Mills Racing	Spectrum	1:42.184	5	9	1.467	0.893	68.34
5	99	S	<b>Chrissy PALMER (GBR)</b> Sterling Motorsport	Ray GRS06	1:42.660	6	6	1.943	0.476	68.02
6	58	C	<b>Linton STUTELEY (GBR)</b> Getem Racing/thebigcoldturkey.com	Mygale 06	1:42.774	5	7	2.057	0.114	67.95
7	98	C	<b>Matt HAMILTON (GBR)</b> JTR	Mygale SJ08	1:42.909	8	8	2.192	0.135	67.86
8	23	C	<b>Chris MALIEPAARD (NED)</b> Getem Racing	Mygale SJ07	1:42.927	6	7	2.210	0.018	67.85
9	16	S	<b>Alex JONES (GBR)</b> Kevin Mills Racing	Spectrum 06	1:43.028	8	9	2.311	0.101	67.78
10	11	C	<b>Adrian CAMPFIELD (GBR)</b> Kevin Mills Racing	Spectrum	1:43.264	5	6	2.547	0.236	67.63
11	33	S	<b>Garry FINDLAY (GBR)</b> Driver	Mygale SJ06	1:43.410	6	7	2.693	0.146	67.53
12	62	G	<b>Liroy STUART (NED)</b> Vuik Racing	Mygale SJ07	1:44.004	7	7	3.287	0.594	67.15
13	61	G	<b>Rogier JONGEJANS (NED)</b> Vuik Racing	Mygale SJ07	1:44.072	3	7	3.355	0.068	67.10
14	24	C	<b>Rogier DE WIT (NED)</b> JTR	Mygale SJ08	1:44.504	6	7	3.787	0.432	66.82
15	6	C	<b>Marco SORENSEN (DEN)</b> Fluid Motorsport Development Ltd	Van Diemen 08	1:44.964	4	8	4.247	0.460	66.53
16	22	S	<b>Peter DAGLISH (GBR)</b>	Ray GRS06	1:45.115	7	8	4.398	0.151	66.44
17	7	C	<b>David BROWN (GBR)</b> Fluid Motorsport Development	Van Diemen 08	1:45.580	4	4	4.863	0.465	66.14
18	60	G	<b>Henk VUIK JNR (NED)</b> Vuik Racing	Mygale SJ07	1:45.902	7	8	5.185	0.322	65.94
19	15	C	<b>Philippe LAYAC (FRA)</b> JTR	Mygale SJ08	1:46.238	6	6	5.521	0.336	65.73
20	2	C	<b>James COLE (GBR)</b> Jamun Racing Services	Mygale SJ08	1:46.502	3	6	5.785	0.264	65.57
21	18	C	<b>Francisco WEILER (BRA)</b> Red Devil Team Comtec	Comtec 08	1:46.794	5	7	6.077	0.292	65.39
22	46	C	<b>Jamie JARDINE (GBR)</b> Acer Motorsport	Comtec 08	1:46.911	7	8	6.194	0.117	65.32
23	20	C	<b>Matt DOBSON</b> Intermotorsport/SponsorAdiamond.com	Van Diemen 06	1:47.441	4	8	6.724	0.530	65.00
24	44	S	<b>Felix SCOTT (GBR)</b> Wrensport	Spirit WL06	1:47.521	6	7	6.804	0.080	64.95
25	55	S	<b>Daniel WALKER (GBR)</b> Slidesports	Mygale SJ06	1:48.145	7	7	7.428	0.624	64.57

Weather / Track : Rain / Wet

These results are provisional until the conclusion of any judicial and technical matters.

Rockingham International  
Circuit Length = 1.9400 miles  
Start: 11:21 End: 11:50

Clerk of Course :	Timekeeper :
-------------------	--------------

# British Formula Ford Championship

## QUALIFYING - RACE 1 - SECTOR ANALYSIS

<b>2</b>	<b>James COLE</b>				Jamun Racing Services										
1-	Out	76.0	29.965	87.6	21.182	103.9	1:54.848	4-	In	In	6:13.287 P				
2-	10:27.178	72.3	29.387	85.8	<b>21.091</b>	<b>104.7</b>	11:17.656	5-	Out	77.9	29.455	86.5	21.277	103.9	4:09.491
3-	<b>57.478</b>	<b>81.0</b>	<b>27.815</b>	89.8	21.209	104.2	<b>1:46.502</b>	6-	57.717	79.7	28.670	<b>92.1</b>	21.173	104.2	1:47.560
<b>3</b>	<b>Tim BLANCHARD</b>				Jamun Racing Services										
1-	Out	77.0	28.476	91.1	20.993	104.7	2:13.241	6-	54.247	84.0	27.977	96.8	20.475	<b>107.7</b>	1:42.699
2-	10:05.973	82.6	28.751	86.0	20.731	106.0	10:55.455	7-	54.411	84.5	27.224	96.8	20.457	106.9	1:42.092
3-	55.108	84.6	27.129	91.2	20.600	107.2	1:42.837	8-	<b>53.416</b>	<b>86.3</b>	<b>26.936</b>	<b>98.3</b>	20.365	106.9	<b>1:40.717</b>
4-	54.188	83.9	27.035	96.8	<b>20.269</b>	106.9	1:41.492	9-	53.851	86.1	26.965	97.5	20.462	106.4	1:41.278
5-	4:18.208	82.6	28.894	63.8	21.498	107.2	5:08.600								
<b>4</b>	<b>Wayne BOYD</b>				Jamun Racing Services										
1-	Out	81.7	28.962	83.3	21.353	106.2	1:55.811	5-	54.151	84.3	27.350	92.1	20.621	108.1	1:42.122
2-	10:06.465	45.5	33.313	88.3	21.060	107.2	11:00.838	6-	53.612	<b>85.4</b>	<b>27.182</b>	90.6	20.916	108.4	1:41.710
3-	54.993	83.1	27.289	92.9	20.826	107.9	1:43.108	7-	<b>53.182</b>	<b>85.4</b>	27.202	92.8	<b>20.468</b>	108.2	<b>1:40.852</b>
4-	5:22.791	80.9	27.584	87.5	20.875	<b>108.6</b>	6:11.250	8-	53.436	83.9	27.451	<b>93.5</b>	20.569	<b>108.6</b>	1:41.456
<b>5</b>	<b>Victor CORREA</b>				Jamun Racing Services										
1-	Out	79.7	29.366	78.0	21.040	106.5	1:49.796	5-	53.946	85.8	<b>27.301</b>	95.6	20.583	<b>108.8</b>	1:41.830
2-	55.852	83.0					11:37.245	6-	53.897	83.9	27.364	<b>98.0</b>	20.564	<b>108.8</b>	1:41.825
3-							1:43.517	7-	54.117	84.0	28.322	76.2	21.271	107.5	1:43.710
4-	4:39.418	80.3	28.690	88.2	21.730	107.7	5:29.838	8-	<b>53.487</b>	<b>86.3</b>	27.450	97.3	<b>20.354</b>	<b>108.8</b>	<b>1:41.291</b>
<b>6</b>	<b>Marco SORENSEN</b>				Fluid Motorsport Development Ltd										
1-	Out	75.3	29.566	77.2	21.686	103.9	1:53.431	5-	<b>5:05.101</b>	79.0	28.248	<b>93.7</b>	21.160	104.7	5:54.509
2-	58.197	78.2	29.480	88.5	21.408	103.4	1:49.085	6-	57.345	81.2	29.157	92.3	21.330	105.7	1:47.832
3-	9:33.474	77.9	28.614	<b>93.7</b>	<b>20.977</b>	104.7	10:23.065	7-	56.494	81.4	28.690	92.3	21.279	105.7	1:46.463
4-	55.667	81.3	<b>28.161</b>	92.4	21.136	104.7	<b>1:44.964</b>	8-	56.016	<b>82.3</b>	28.718	89.7	21.387	<b>106.7</b>	1:46.121
<b>7</b>	<b>David BROWN</b>				Fluid Motorsport Development										
1-	79.0	29.424	85.6	23.310	104.9	4:17.752	3-	56.582	78.7	<b>28.661</b>	<b>93.3</b>	<b>21.069</b>	<b>107.0</b>	1:46.312	
2-	1:00.443	55.7	29.435	87.6	21.742	106.7	1:51.620	4-	<b>55.809</b>	<b>80.8</b>	28.693	92.4	21.078	106.2	<b>1:45.580</b>
<b>11</b>	<b>Adrian CAMPFIELD</b>				Kevin Mills Racing										
1-	Out	77.8	29.260	84.9	20.924	106.4	1:48.330	4-	55.405	81.0	27.499	95.6	<b>20.533</b>	<b>106.7</b>	1:43.437
2-	57.109	80.9	28.288	95.9	21.153	105.8	1:46.550	5-	55.211	81.1	<b>27.169</b>	<b>98.1</b>	20.884	105.8	<b>1:43.264</b>
3-	8:46.226	82.2	27.474	96.6	20.970	104.7	9:34.670	6-	4:55.159	<b>83.5</b>	35.147	59.5	21.624	106.2	5:51.930
<b>12</b>	<b>Glen WOOD</b>				Kevin Mills Racing										
1-	Out	76.0	28.944	81.0	21.297	109.8	1:49.205	6-	4:58.861	62.2	30.574	85.7	In		5:45.893 P
2-	59.586	75.7	32.857	76.3	21.549	112.0	1:53.992	7-	Out		27.943	97.8	20.864	108.9	2:19.895
3-	8:38.952	80.8	28.341	94.5	20.873	108.2	9:28.166	8-	54.481	83.9	27.491	95.7	20.517	<b>113.4</b>	1:42.489
4-	54.672	78.8	27.904	<b>98.4</b>	20.705	111.3	1:43.281	9-	54.656	<b>84.9</b>	<b>27.274</b>	98.1	<b>20.326</b>	109.1	1:42.256
5-	<b>54.245</b>	82.8	27.507	98.1	20.432	109.5	<b>1:42.184</b>								
<b>15</b>	<b>Philippe LAYAC</b>				JTR										
1-	Out	81.1	28.902	89.7	21.438	103.9	14:36.782	4-	57.346	82.1	<b>27.700</b>	90.0	21.331	105.7	1:46.377
2-	1:00.335	81.2	28.077	88.8	20.942	<b>107.4</b>	1:49.354	5-	<b>56.100</b>	80.7	28.988	80.1	21.589	104.9	1:46.677
3-	4:34.173	<b>82.6</b>	28.213	89.4	<b>20.913</b>	106.2	5:23.299	6-	56.328	80.6	28.254	<b>92.8</b>	21.656	107.0	<b>1:46.238</b>
<b>16</b>	<b>Alex JONES</b>				Kevin Mills Racing										
1-	Out	74.9	29.005	87.7	21.304	104.2	1:48.849	6-	4:55.504	80.2	28.786	86.9	21.675	105.4	5:45.965
2-	59.646	77.6	29.126	95.6	21.671	103.7	1:50.443	7-	54.862	<b>84.2</b>	27.304	94.8	20.940	104.9	1:43.106
3-	8:41.412	80.2	28.456	92.4	21.863	103.9	9:31.731	8-	<b>54.351</b>	82.2	27.697	<b>97.3</b>	20.980	<b>106.2</b>	<b>1:43.028</b>
4-	56.021	82.0	27.826	95.7	21.098	104.2	1:44.945	9-	57.359	78.9	27.905	97.0	<b>20.684</b>	105.0	1:45.948
5-	55.565	82.4	<b>27.297</b>	95.9	21.087	104.7	1:43.949								
<b>18</b>	<b>Francisco WEILER</b>				Red Devil Team Comtec										
1-	Out	76.4	30.862	88.4	23.219	100.6	2:00.602	5-	56.966	81.5	28.236	89.2	21.592	<b>104.5</b>	<b>1:46.794</b>
2-	10:21.575	75.7	28.714	87.6	25.932	91.9	11:16.221	6-	<b>56.345</b>	82.1	28.745	84.8	23.099	97.4	1:48.189
3-	59.976	81.4	28.562	93.9	<b>21.312</b>	103.4	1:49.850	7-	57.989	<b>82.2</b>	28.370	<b>95.2</b>	21.982	102.9	1:48.341

Rockingham International  
Circuit Length = 1.9400 miles  
Start: 11:21 End: 11:50

Weather / Track : Rain / Wet

# British Formula Ford Championship

## QUALIFYING - RACE 1 - SECTOR ANALYSIS

4 -	5:45.237	77.5	<b>28.186</b>	92.3	22.053	103.7	6:35.476								
<b>20</b>	<b>Matt DOBSON</b> Intermotorsport/SponsorAdiamond.com														
1 -	Out	76.3	29.385	79.3	22.004	103.6	1:52.952	5 -	5:44.456	76.8	28.783	87.4	21.609	105.2	6:34.848
2 -	1:00.010	76.3	30.078	85.6	22.371	105.4	1:52.459	6 -	58.434	74.6	28.773	87.2	21.408	<b>106.4</b>	1:48.615
3 -	8:59.275	<b>78.2</b>	28.833	<b>94.0</b>	21.167	104.5	9:49.275	7 -	<b>57.775</b>	77.4	29.489	89.4	21.342	105.7	1:48.606
4 -	57.779	77.4	<b>28.503</b>	91.1	<b>21.159</b>	105.2	<b>1:47.441</b>	8 -	57.811	78.1	28.638	84.8	21.732	105.0	1:48.181
<b>22</b>	<b>Peter DAGLISH</b>														
1 -	Out	71.2	30.361	74.6	22.275	102.9	1:53.887	5 -	6:12.363	78.6	28.382	91.2	<b>20.942</b>	<b>103.2</b>	7:01.687
2 -	59.144	77.3	29.105	84.5	21.495	100.5	1:49.744	6 -	56.693	81.3	28.244	91.4	21.051	102.5	1:45.988
3 -	8:54.117	70.8	30.008	73.7	22.100	99.0	9:46.225	7 -	<b>56.423</b>	81.7	<b>27.732</b>	93.6	20.960	101.1	<b>1:45.115</b>
4 -	59.366	77.1	29.416	79.9	21.735	101.1	1:50.517	8 -	56.455	<b>82.2</b>	38.118	82.5	In		1:50.805 P
<b>23</b>	<b>Chris MALIEPAARD</b> Getem Racing														
1 -	Out	78.7	29.006	87.7	21.430	103.7	1:49.974	5 -	54.854	83.1	<b>27.529</b>	96.4	20.902	106.7	1:43.285
2 -	10:54.005	82.7	27.671	<b>96.7</b>	21.135	107.4	11:42.811	6 -	<b>54.445</b>	83.2	27.680	95.6	<b>20.802</b>	106.7	<b>1:42.927</b>
3 -	54.741	<b>84.1</b>	27.642	96.3	20.877	<b>107.5</b>	1:43.260	7 -	54.496	83.4	27.924	96.3	20.849	106.2	1:43.269
4 -	5:49.760	81.1	27.535	94.0	21.076	106.0	6:38.371								
<b>24</b>	<b>Rogier DE WIT</b> JTR														
1 -	Out	78.0	28.856	80.7	22.008	104.5	1:50.338	5 -	55.802	81.4	<b>27.694</b>	<b>95.9</b>	21.151	106.5	1:44.647
2 -	10:27.362	81.0	28.614	91.7	21.401	105.5	11:17.377	6 -	55.567	80.2	28.284	95.5	<b>20.653</b>	<b>107.4</b>	<b>1:44.504</b>
3 -	55.963	81.0	27.925	92.1	21.259	105.4	1:45.147	7 -	56.214	82.1	28.372	90.0	21.377	105.7	1:45.963
4 -	<b>5:35.914</b>	79.7	28.069	92.3	21.210	106.9	6:25.193								
<b>33</b>	<b>Garry FINDLAY</b> Driver														
1 -	Out	73.5	28.626	73.7	21.302	104.2	2:00.315	5 -	55.676	80.0	28.092	94.9	<b>20.531</b>	106.5	1:44.299
2 -	10:29.651	55.2	33.389	81.8	21.377	105.4	11:24.417	6 -	<b>54.605</b>	82.0	27.859	91.1	20.946	106.5	<b>1:43.410</b>
3 -	56.530	<b>83.3</b>	<b>27.558</b>	92.3	20.880	106.4	1:44.968	7 -	55.477	80.0	28.015	<b>97.0</b>	21.064	105.5	1:44.556
4 -	5:36.332	63.8	28.021	89.5	21.672	<b>106.9</b>	6:26.025								
<b>44</b>	<b>Felix SCOTT</b> Wrensport														
1 -	Out	75.7	29.291	88.0	<b>21.427</b>	101.8	1:51.328	5 -	1:00.806	64.5	29.019	81.6	21.793	101.8	1:51.618
2 -	10:30.915	76.9	<b>28.623</b>	<b>93.9</b>	21.470	101.2	11:21.008	6 -	<b>56.532</b>	77.5	29.255	87.8	21.734	<b>104.9</b>	<b>1:47.521</b>
3 -	58.313	<b>79.4</b>	28.736	83.1	21.857	93.5	1:48.906	7 -	57.792	67.6	29.769	<b>93.9</b>	In		1:45.340 P
4 -	5:44.851	73.9	29.440	72.4	21.943	103.7	6:36.234								
<b>46</b>	<b>Jamie JARDINE</b> Acer Motorsport														
1 -	Out	73.0	31.035	68.5	22.485	100.8	1:55.413	5 -	5:38.285	76.0	28.311	87.3	22.198	103.4	6:28.794
2 -	1:00.825	74.1	32.530	76.3	22.321	95.6	1:55.676	6 -	57.990	75.4	28.275	87.6	21.885	<b>104.0</b>	1:48.150
3 -	8:41.083	72.9	30.586	79.7	22.896	100.3	9:34.565	7 -	57.389	77.8	<b>28.233</b>	<b>91.6</b>	<b>21.289</b>	<b>104.0</b>	<b>1:46.911</b>
4 -	59.104	75.2	28.954	87.8	22.112	102.8	1:50.170	8 -	<b>56.502</b>	<b>79.5</b>	29.692	75.1	22.865	103.1	1:49.059
<b>55</b>	<b>Daniel WALKER</b> Slidesports														
1 -	Out	77.7	29.410	86.1	21.786	100.2	1:51.745	5 -	5:38.789	75.9	<b>28.516</b>	89.6	21.797	101.8	6:29.102
2 -	1:00.030	74.4	29.280	85.9	22.052	101.2	1:51.362	6 -	<b>57.402</b>	79.3	30.519	79.1	22.114	102.5	1:50.035
3 -	8:54.978	73.7	29.949	77.9	22.167	99.6	9:47.094	7 -	58.381	78.0	28.704	<b>95.6</b>	<b>21.060</b>	<b>102.8</b>	<b>1:48.145</b>
4 -	1:00.278	74.1	29.281	92.4	21.654	102.1	1:51.213								
<b>58</b>	<b>Linton STUTELEY</b> Getem Racing/thebigcoldturkey.com														
1 -	Out	78.2	28.766	81.1	21.813	106.2	1:48.281	5 -	<b>54.315</b>	83.2	<b>27.688</b>	<b>97.0</b>	20.771	<b>106.7</b>	<b>1:42.774</b>
2 -	10:25.717	81.9	28.270	94.5	20.789	105.2	11:14.776	6 -	54.789	<b>83.4</b>	28.051	93.6	20.776	106.2	1:43.616
3 -	55.461	81.2	28.218	94.0	<b>20.689</b>	105.7	1:44.368	7 -	58.402	71.0	31.555	81.7	21.572	104.2	1:51.529
4 -	5:50.634	81.9	28.131	<b>97.0</b>	20.948	106.4	6:39.713								
<b>60</b>	<b>Henk VUIK JNR</b> Vuik Racing														
1 -	Out	73.6	29.334	75.0	22.056	98.8	1:51.133	5 -	<b>6:09.057</b>	80.4	27.856	90.9	21.371	103.6	6:58.284
2 -	1:00.089	75.7	29.397	92.9	<b>21.018</b>	103.7	1:50.504	6 -	56.684	79.5	28.667	82.4	24.849	87.6	1:50.200
3 -	8:39.446	78.6	28.334	92.9	21.473	101.7	9:29.253	7 -	56.341	<b>81.6</b>	28.534	88.8	21.027	<b>105.4</b>	<b>1:45.902</b>
4 -	58.036	80.8	<b>27.507</b>	<b>96.8</b>	21.246	105.0	1:46.789	8 -	57.519	76.6	33.053	53.3	22.835	104.0	1:53.407

Rockingham International  
Circuit Length = 1.9400 miles  
Start: 11:21 End: 11:50

Weather / Track : Rain / Wet

**British Formula Ford Championship**  
**QUALIFYING - RACE 1 - SECTOR ANALYSIS**

<b>61</b>	<b>Rogier JONGEJANS</b>				<b>Vuik Racing</b>										
1 -	Out	67.6	29.630	67.9	23.235	102.3	1:52.522	5 -	55.678	78.4	27.683	89.1	21.178	105.2	1:44.539
2 -	10:57.407	76.7	29.450	85.8	21.591	104.9	11:48.448	6 -	56.250	78.8	28.462	82.4	21.081	106.7	1:45.793
3 -	55.712	83.1	27.213	93.6	21.147	106.2	1:44.072	7 -	1:03.766	69.2	30.179	89.2	20.927	105.7	1:54.872
4 -	5:30.760	75.6	28.575	77.9	21.831	106.4	6:21.166								
<b>62</b>	<b>Liroy STUART</b>				<b>Vuik Racing</b>										
1 -	Out	79.5	45.585	68.5	22.655	92.8	2:12.158	5 -	58.596	81.7	43.874	73.5	21.056	104.4	2:03.526
2 -	10:26.693	75.9	28.889	83.1	20.892	104.9	11:16.474	6 -	56.293	79.8	28.627	86.5	20.430	106.0	1:45.350
3 -	57.255	79.5	28.424	82.2	21.065	105.5	1:46.744	7 -	55.374	80.9	27.974	91.1	20.656	104.9	1:44.004
4 -	5:38.788	72.0	29.922	75.2	22.168	104.4	6:30.878								
<b>98</b>	<b>Matt HAMILTON</b>				<b>JTR</b>										
1 -	Out	79.1	27.892	84.2	21.345	103.1	1:47.621	5 -	6:18.468	77.0	27.761	89.7	21.195	106.0	7:07.424
2 -	57.706	79.0	29.892	84.5	21.172	106.7	1:48.770	6 -	54.997	83.6	27.345	87.4	21.003	106.9	1:43.345
3 -	8:39.002	79.7	32.157	58.2	21.186	106.5	9:32.345	7 -	54.721	80.8	28.276	88.3	23.551	107.2	1:46.548
4 -	55.360	82.0	27.410	88.9	21.250	106.5	1:44.020	8 -	53.936	84.3	27.852	87.5	21.121	106.5	1:42.909
<b>99</b>	<b>Chrissy PALMER</b>				<b>Sterling Motorsport</b>										
1 -	56.434	82.7	27.420	94.1	21.162	106.7	1:45.016	4 -	7:48.017	82.8	27.743	96.4	21.014	107.7	8:36.774
2 -	10:00.864	82.3	27.412	95.9	20.973	106.9	10:49.249	5 -	55.108	83.5	27.780	95.1	21.085	106.2	1:43.973
3 -	55.106	85.3	27.598	96.4	20.956	106.7	1:43.660	6 -	54.383	85.3	27.630	96.8	20.647	107.5	1:42.660

# British Formula Ford Championship

## QUALIFYING - RACE 1 - SPEED TRAPS

SECTOR 1				SECTOR 2			FINISH LINE			
POS	NO	NAME	MPH	NO	NAME	MPH	NO	NAME	MPH	
1	3	Tim BLANCHARD	86.3	12	Glen WOOD	98.4	12	Glen WOOD	113.4	
2	5	Victor CORREA	86.3	3	Tim BLANCHARD	98.3	5	Victor CORREA	108.8	
3	4	Wayne BOYD	85.4	11	Adrian CAMPFIELD	98.1	4	Wayne BOYD	108.6	
4	99	Chrissy PALMER	85.3	5	Victor CORREA	98.0	3	Tim BLANCHARD	107.7	
5	12	Glen WOOD	84.9	16	Alex JONES	97.3	99	Chrissy PALMER	107.7	
6	98	Matt HAMILTON	84.3	33	Garry FINDLAY	97.0	23	Chris MALIEPAARD	107.5	
7	16	Alex JONES	84.2	58	Linton STUTELEY	97.0	15	Phillippe LAYAC	107.4	
8	23	Chris MALIEPAARD	84.1	60	Henk VUIK JNR	96.8	24	Rogier DE WIT	107.4	
9	11	Adrian CAMPFIELD	83.5	99	Chrissy PALMER	96.8	98	Matt HAMILTON	107.2	
10	58	Linton STUTELEY	83.4	23	Chris MALIEPAARD	96.7	7	David BROWN	107.0	
11	33	Garry FINDLAY	83.3	24	Rogier DE WIT	95.9	33	Garry FINDLAY	106.9	
12	61	Rogier JONGEJANS	83.1	55	Daniel WALKER	95.6	6	Marco SORENSEN	106.7	
13	15	Phillippe LAYAC	82.6	18	Francisco WEILER	95.2	11	Adrian CAMPFIELD	106.7	
14	24	Rogier DE WIT	82.6	20	Matt DOBSON	94.0	58	Linton STUTELEY	106.7	
15	6	Marco SORENSEN	82.3	61	Rogier JONGEJANS	94.0	61	Rogier JONGEJANS	106.7	
16	18	Francisco WEILER	82.2	44	Felix SCOTT	93.9	20	Matt DOBSON	106.4	
17	22	Peter DAGLISH	82.2	6	Marco SORENSEN	93.7	16	Alex JONES	106.2	
18	62	Leroy STUART	81.7	22	Peter DAGLISH	93.7	62	Leroy STUART	106.0	
19	60	Henk VUIK JNR	81.6	4	Wayne BOYD	93.5	60	Henk VUIK JNR	105.4	
20	2	James COLE	81.0	7	David BROWN	93.3	44	Felix SCOTT	104.9	
21	7	David BROWN	80.8	15	Phillippe LAYAC	92.8	2	James COLE	104.7	
22	46	Jamie JARDINE	79.5	2	James COLE	92.1	18	Francisco WEILER	104.5	
23	44	Felix SCOTT	79.4	46	Jamie JARDINE	91.6	46	Jamie JARDINE	104.0	
24	55	Daniel WALKER	79.4	62	Leroy STUART	91.1	22	Peter DAGLISH	103.2	
25	20	Matt DOBSON	78.2	98	Matt HAMILTON	89.7	55	Daniel WALKER	102.8	

# British Formula Ford Championship

## QUALIFYING - RACE 1 - BEST SECTOR TIMES

SECTOR 1			SECTOR 2			SECTOR 3			IDEAL / BEST COMPARISON						
POS	NO	NAME	TIME	NO	NAME	TIME	NO	NAME	TIME	POS	NO	NAME	IDEAL	BEST	DIFF
1	4	BOYD	53.182	3	BLANCHARD	26.936	3	BLANCHARD	20.269	1	3	BLANCHARD	1:40.621	1:40.717	0.096
2	3	BLANCHARD	53.416	11	CAMPFIELD	27.169	12	WOOD	20.326	2	4	BOYD	1:40.832	1:40.852	0.020
3	5	CORREA	53.487	4	BOYD	27.182	5	CORREA	20.354	3	5	CORREA	1:41.142	1:41.291	0.149
4	98	HAMILTON	53.936	98	HAMILTON	27.196	62	STUART	20.430	4	12	WOOD	1:41.845	1:42.184	0.339
5	12	WOOD	54.245	61	JONGEJANS	27.213	4	BOYD	20.468	5	98	HAMILTON	1:41.943	1:42.909	0.966
6	58	STUTELEY	54.315	12	WOOD	27.274	33	FINDLAY	20.531	6	11	CAMPFIELD	1:42.097	1:43.264	1.167
7	16	JONES	54.351	16	JONES	27.297	11	CAMPFIELD	20.533	7	16	JONES	1:42.332	1:43.028	0.696
8	99	PALMER	54.383	5	CORREA	27.301	99	PALMER	20.647	8	99	PALMER	1:42.442	1:42.660	0.218
9	11	CAMPFIELD	54.395	99	PALMER	27.412	24	DE WIT	20.653	9	58	STUTELEY	1:42.692	1:42.774	0.082
10	23	MALIEPAARD	54.445	60	VUIK JNR	27.507	16	JONES	20.684	10	33	FINDLAY	1:42.694	1:43.410	0.716
11	33	FINDLAY	54.605	23	MALIEPAARD	27.529	58	STUTELEY	20.689	11	23	MALIEPAARD	1:42.776	1:42.927	0.151
12	24	DE WIT	55.276	33	FINDLAY	27.558	23	MALIEPAARD	20.802	12	24	DE WIT	1:43.623	1:44.504	0.881
13	60	VUIK JNR	55.290	58	STUTELEY	27.688	98	HAMILTON	20.811	13	62	STUART	1:43.778	1:44.004	0.226
14	62	STUART	55.374	24	DE WIT	27.694	15	LAYAC	20.913	14	60	VUIK JNR	1:43.815	1:45.902	2.087
15	6	SORENSEN	55.597	15	LAYAC	27.700	61	JONGEJANS	20.927	15	61	JONGEJANS	1:43.818	1:44.072	0.254
16	61	JONGEJANS	55.678	22	DAGLISH	27.732	22	DAGLISH	20.942	16	15	LAYAC	1:44.713	1:46.238	1.525
17	7	BROWN	55.809	2	COLE	27.815	6	SORENSEN	20.977	17	6	SORENSEN	1:44.735	1:44.964	0.229
18	15	LAYAC	56.100	62	STUART	27.974	60	VUIK JNR	21.018	18	22	DAGLISH	1:45.097	1:45.115	0.018
19	18	WEILER	56.345	6	SORENSEN	28.161	55	WALKER	21.060	19	7	BROWN	1:45.539	1:45.580	0.041
20	22	DAGLISH	56.423	18	WEILER	28.186	7	BROWN	21.069	20	18	WEILER	1:45.843	1:46.794	0.951
21	46	JARDINE	56.502	46	JARDINE	28.233	2	COLE	21.091	21	46	JARDINE	1:46.024	1:46.911	0.887
22	44	SCOTT	56.532	20	DOBSON	28.503	20	DOBSON	21.159	22	2	COLE	1:46.384	1:46.502	0.118
23	55	WALKER	57.402	55	WALKER	28.516	46	JARDINE	21.289	23	44	SCOTT	1:46.582	1:47.521	0.939
24	2	COLE	57.478	44	SCOTT	28.623	18	WEILER	21.312	24	55	WALKER	1:46.978	1:48.145	1.167
25	20	DOBSON	57.775	7	BROWN	28.661	44	SCOTT	21.427	25	20	DOBSON	1:47.437	1:47.441	0.004
												Perfect Lap		1:40.387	

Weather / Track : Rain / Wet


www.tsl-timing.com

Rockingham International  
Circuit Length = 1.9400 miles  
Start: 11:21 End: 11:50

Printed - 11.52 Sunday, 25 May 2008

# British Formula Ford Championship

## RACE 1 - GRID

ROW 13	1:47.521 44 Felix SCOTT	1:48.145 55 Daniel WALKER
ROW 12	1:46.911 46 Jamie JARDINE	1:47.441 20 Matt DOBSON
ROW 11	1:46.502 2 James COLE	1:46.794 18 Francisco WEILER
ROW 10	1:45.902 60 Henk VUIK JNR	1:46.238 15 Philippe LAYAC
ROW 9	1:45.115 22 Peter DAGLISH	1:45.580 7 David BROWN
ROW 8	1:44.504 24 Rogier DE WIT	1:44.964 6 Marco SORENSEN
ROW 7	1:44.004 62 Liroy STUART	1:44.072 61 Rogier JONGEJANS
ROW 6	1:43.264 11 Adrian CAMPFIELD	1:43.410 33 Garry FINDLAY
ROW 5	1:42.927 23 Chris MALIEPAARD	1:43.028 16 Alex JONES
ROW 4	1:42.774 58 Linton STUTELEY	1:42.909 98 Matt HAMILTON
ROW 3	1:42.184 12 Glen WOOD	1:42.660 99 Chrissy PALMER
ROW 2	1:40.852 4 Wayne BOYD	1:41.291 5 Victor CORREA
ROW 1		1:40.717 3 Tim BLANCHARD
<b>Pole</b>		
		

Rockingham International  
Circuit Length = 1.9400 miles

Clerk of Course :

Timekeeper :

# British Formula Ford Championship

## RACE 3 - GRID

ROW 13	1:48.906 44 Felix SCOTT	1:50.035 55 Daniel WALKER
ROW 12	1:48.181 20 Matt DOBSON	1:48.189 18 Francisco WEILER
ROW 11	1:47.560 2 James COLE	1:48.150 46 Jamie JARDINE
ROW 10	1:46.377 15 Philippe LAYAC	1:46.789 60 Henk VUIK JNR
ROW 9	1:46.121 6 Marco SORENSEN	1:46.312 7 David BROWN
ROW 8	1:45.350 62 Liroy STUART	1:45.988 22 Peter DAGLISH
ROW 7	1:44.539 61 Rogier JONGEJANS	1:44.647 24 Rogier DE WIT
ROW 6	1:43.660 99 Chrissy PALMER	1:44.299 33 Garry FINDLAY
ROW 5	1:43.437 11 Adrian CAMPFIELD	1:43.616 58 Linton STUTELEY
ROW 4	1:43.260 23 Chris MALIEPAARD	1:43.345 98 Matt HAMILTON
ROW 3	1:42.256 12 Glen WOOD	1:43.106 16 Alex JONES
ROW 2	1:41.456 4 Wayne BOYD	1:41.825 5 Victor CORREA
ROW 1		1:41.278 3 Tim BLANCHARD

**Pole**

Rockingham International  
Circuit Length = 1.9400 miles

Clerk of Course :

Timekeeper :

# British Formula Ford Championship

## RACE 1 - CLASSIFICATION - AMENDED

POS	NO	CL	DRIVER / TEAM	CAR	LAPS	TIME	GAP	DIFF	MPH	BEST	ON
1	3	C	<b>Tim BLANCHARD (AUS)</b> Jamun Racing Services	Mygale SJ08	8	16:38.612			55.94	1:44.378	2
2	4	C	<b>Wayne BOYD (GBR)</b> Jamun Racing Services	Mygale SJ08	8	16:41.264	<b>2.652</b>	2.652	55.80	1:44.128	8
3	23	C	<b>Chris MALIEPAARD (NED)</b> Getem Racing	Mygale SJ07	8	16:44.937	<b>6.325</b>	3.673	55.59	1:46.670	8
4	24	C	<b>Rogier DE WIT (NED)</b> JTR	Mygale SJ08	8	16:45.954	<b>7.342</b>	1.017	55.54	1:46.813	8
5	98	C	<b>Matt HAMILTON (GBR)</b> JTR	Mygale SJ08	8	16:49.091	<b>10.479</b>	3.137	55.36	1:46.593	8
6	7	C	<b>David BROWN (GBR)</b> Fluid Motorsport Development	Van Diemen 08	8	16:54.695	<b>16.083</b>	5.604	55.06	1:49.466	2
7	33	S	<b>Garry FINDLAY (GBR)</b> Driver	Mygale SJ06	8	16:55.403	<b>16.791</b>	0.708	55.02	1:49.028	7
8	2	C	<b>James COLE (GBR)</b> Jamun Racing Services	Mygale SJ08	8	16:58.062	<b>19.450</b>	2.659	54.88	1:48.170	8
9	99	S	<b>Chrissy PALMER (GBR)</b> Sterling Motorsport	Ray GRS06	8	16:58.947	<b>20.335</b>	0.885	54.83	1:47.753	8
10	5	C	<b>Victor CORREA (BRA)</b> Jamun Racing Services	Mygale SJ08	8	16:59.633	<b>21.021</b>	0.686	54.79	1:47.860	7
11	11	C	<b>Adrian CAMPFIELD (GBR)</b> Kevin Mills Racing	Spectrum	8	17:00.528	<b>21.916</b>	0.895	54.74	1:47.578	7
12	15	C	<b>Philippe LAYAC (FRA)</b> JTR	Mygale SJ08	8	17:01.945	<b>23.333</b>	1.417	54.67	1:46.604	8
13	22	S	<b>Peter DAGLISH (GBR)</b>	Ray GRS06	8	17:04.455	<b>25.843</b>	2.510	54.53	1:49.727	8
14	18	C	<b>Francisco WEILER (BRA)</b> Red Devil Team Comtec	Comtec 08	8	17:15.011	<b>36.399</b>	10.556	53.98	1:51.094	7
15	60	G	<b>Henk VUIK JNR (NED)</b> Vuik Racing	Mygale SJ07	8	17:15.597	<b>36.985</b>	0.586	53.95	1:50.859	6
16	46	C	<b>Jamie JARDINE (GBR)</b> Acer Motorsport	Comtec 08	8	17:24.930	<b>46.318</b>	9.333	53.46	1:54.716	8
17	55	S	<b>Daniel WALKER (GBR)</b> Slidesports	Mygale SJ06	8	17:25.470	<b>46.858</b>	0.540	53.44	1:52.031	7
18	61	G	<b>Rogier JONGEJANS (NED)</b> Vuik Racing	Mygale SJ07	8	18:07.058	<b>1:28.446</b>	41.588	51.39	1:48.243	8
19	20	C	<b>Matt DOBSON</b> 4D Motorsport	Van Diemen 06	6	17:26.794	<b>2 laps</b>	2 laps	40.03	1:54.219	5
NOT CLASSIFIED											
DNC	44	S	<b>Felix SCOTT (GBR)</b> Wrensport	Spirit WL06	5	16:40.034	<b>3 laps</b>	1 lap	34.91	1:53.776	4
DNF	16	S	<b>Alex JONES (GBR)</b> Kevin Mills Racing	Spectrum 06	0						
DNF	12	C	<b>Glen WOOD (AUS)</b> Kevin Mills Racing	Spectrum	7	14:53.357	<b>1 lap</b>	0.000	54.72	1:45.495	7
DNF	58	C	<b>Linton STUTELEY (GBR)</b> Getem Racing/thebigcoldturkey.com	Mygale 06	2	9:19.169	<b>6 laps</b>	5 laps	24.97	1:56.234	1
DNF	6	C	<b>Marco SORENSEN (DEN)</b> Fluid Motorsport Development Ltd	Van Diemen 08	0						
DNF	62	G	<b>Leroy STUART (NED)</b> Vuik Racing	Mygale SJ07	7	15:07.439	<b>1 lap</b>	0.000	53.87	1:49.154	7
FASTEST LAP											
	4	C	<b>Wayne BOYD (GBR)</b> Jamun Racing Services	Mygale SJ08	8	1:44.128		67.07 mph		107.93 kph	
	99	S	<b>Chrissy PALMER (GBR)</b> Sterling Motorsport	Ray GRS06	8	1:47.753		64.81 mph		104.30 kph	

Weather / Track : Rain / Wet

These results are provisional until the conclusion of any judicial and technical matters.

Rockingham International  
Circuit Length = 1.9400 miles  
Start: 15:04 End: 15:23

Clerk of Course :	Timekeeper :
-------------------	--------------

**British Formula Ford Championship**  
**RACE 1 - CLASSIFICATION - AMENDED**

POS	NO	CL	DRIVER / TEAM	CAR	LAPS	TIME	GAP	DIFF	MPH	BEST	ON
61	G		Rogier JONGEJANS (NED) Vuik Racing	Mygale SJ07	8	1:48.243		64.52 mph		103.83 kph	

**Weather / Track : Rain / Wet**

**These results are provisional until the conclusion of any judicial and technical matters.**

Rockingham International  
Circuit Length = 1.9400 miles  
Start: 15:04 End: 15:23

Clerk of Course :		Timekeeper :
-------------------	--	--------------

# British Formula Ford Championship

## RACE 1 - SECTOR ANALYSIS

<b>2</b>	<b>James COLE</b>				Jamun Racing Services										
1-	74.2	29.285	69.8	22.985	102.8	2:07.777	5-	1:16.965	53.3	40.151	33.6	26.318	102.0	2:23.434	
2-	1:00.824	73.9	29.611	79.9	22.835	97.7	1:53.270	6-	59.183	74.6	28.927	88.8	22.300	102.0	1:50.410
3-	1:06.740	37.9	45.963	29.5	32.355	38.0	2:25.058	7-	58.002	77.7	28.615	89.7	22.302	102.8	1:48.919
4-	1:28.196	42.6	42.742	41.5	30.086	47.5	2:41.024	8-	57.399	79.3	28.188	89.0	22.583	103.4	1:48.170
<b>3</b>	<b>Tim BLANCHARD</b>				Jamun Racing Services										
1-	75.1	27.488	96.1	22.372	105.7	1:52.935	5-	1:18.305	47.8	41.335	36.7	24.824	106.5	2:24.464	
2-	55.202	81.7	27.561	94.8	21.615	103.6	1:44.378	6-	55.231	81.0	27.564	91.6	22.042	105.2	1:44.837
3-	1:20.078	43.1	44.047	38.4	33.768	53.0	2:37.893	7-	55.682	79.8	28.151	85.1	22.295	103.6	1:46.128
4-	1:28.512	42.2	41.309	57.0	31.796	54.9	2:41.617	8-	55.851	80.4	28.162	81.3	22.347	102.3	1:46.360
<b>4</b>	<b>Wayne BOYD</b>				Jamun Racing Services										
1-	83.2	27.209	93.7	21.783	105.0	1:49.592	5-	1:18.986	46.0	41.083	43.1	24.649	107.0	2:24.718	
2-	55.312	82.5	27.374	91.7	21.674	104.7	1:44.360	6-	1:00.282	77.9	27.789	94.4	22.274	104.0	1:50.345
3-	1:22.943	41.8	44.102	38.4	33.143	55.1	2:40.188	7-	56.560	74.5	27.883	94.7	21.950	106.7	1:46.393
4-	1:28.254	55.8	41.198	72.4	32.088	64.2	2:41.540	8-	55.054	81.3	27.127	94.4	21.947	106.9	1:44.128
<b>5</b>	<b>Victor CORREA</b>				Jamun Racing Services										
1-	81.4	28.143	88.2	22.948	104.0	2:12.507	5-	1:17.445	58.4	40.189	24.4	26.537	103.1	2:24.171	
2-	1:00.516	80.2	28.100	87.5	21.838	104.4	1:50.454	6-	58.634	77.9	29.974	78.3	22.152	103.9	1:50.760
3-	1:06.024	34.8	47.037	28.4	31.267	37.8	2:24.328	7-	56.895	80.1	28.578	82.7	22.387	106.4	1:47.860
4-	1:29.182	39.1	42.211	37.3	30.250	38.3	2:41.643	8-	56.992	79.1	28.873	88.8	22.045	106.2	1:47.910
<b>7</b>	<b>David BROWN</b>				Fluid Motorsport Development										
1-	74.7	29.078	89.4	22.395	104.2	2:03.268	5-	1:16.672	46.4	41.596	38.3	24.739	104.4	2:23.007	
2-	58.085	74.2	29.054	86.4	22.327	105.0	1:49.466	6-	58.183	75.8	28.889	92.1	22.635	105.5	1:49.707
3-	1:10.438	33.9	45.088	36.7	33.052	34.8	2:28.578	7-	58.283	75.1	28.726	93.7	22.500	105.5	1:49.509
4-	1:27.801	45.1	43.217	44.2	30.037	47.1	2:41.055	8-	57.125	77.4	28.716	87.7	24.264	104.4	1:50.105
<b>11</b>	<b>Adrian CAMPFIELD</b>				Kevin Mills Racing										
1-	73.3	28.702	81.6	22.274	100.3	1:59.599	5-	1:17.510	43.2	40.837	40.5	25.199	100.9	2:23.546	
2-	59.310	77.5	28.527	90.1	22.043	87.7	1:49.880	6-	59.245	74.6	29.020	88.8	22.436	103.4	1:50.701
3-	1:11.471	38.3	44.488	37.2	33.702	40.9	2:29.661	7-	56.939	79.2	28.221	93.2	22.418	104.4	1:47.578
4-	1:27.126	42.9	42.780	58.9	31.129	49.4	2:41.035	8-	56.219	78.9	27.925	90.7	34.384	88.1	1:58.528
<b>12</b>	<b>Glen WOOD</b>				Kevin Mills Racing										
1-	83.1	27.558	98.7	21.759	109.8	1:51.892	5-	1:17.763	43.2	40.927	39.2	25.187	107.9	2:23.877	
2-	55.861	84.9	28.289	89.6	22.175	98.7	1:46.325	6-	55.702	82.0	27.981	92.7	22.070	106.0	1:45.753
3-	1:20.371	36.6	44.016	38.2	34.244	47.6	2:38.631	7-	55.710	81.0	27.910	89.4	21.875	106.2	1:45.495
4-	1:27.704	37.3	41.508	62.2	32.172	46.1	2:41.384								
<b>15</b>	<b>Philippe LAYAC</b>				JTR										
1-	68.9	29.110	79.4	23.358	104.2	2:04.867	5-	1:18.493	43.3	39.175	26.8	28.952	91.4	2:26.620	
2-	1:12.910	76.0	28.465	83.7	22.274	100.9	2:03.649	6-	59.520	75.2	28.866	86.7	22.410	104.4	1:50.796
3-	1:03.844	33.4	46.523	24.4	31.405	46.3	2:21.772	7-	57.010	80.3	28.151	88.1	22.670	106.9	1:47.831
4-	1:28.490	37.1	43.047	52.9	28.269	38.2	2:39.806	8-	56.886	80.6	27.870	92.7	21.848	104.5	1:46.604
<b>18</b>	<b>Francisco WEILER</b>				Red Devil Team Comtec										
1-	75.8	29.427	81.8	23.308	100.6	2:11.335	5-	1:17.278	56.4	40.274	24.3	28.725	98.1	2:26.277	
2-	1:03.563	75.0	28.321	88.0	22.575	94.1	1:54.459	6-	1:00.311	70.7	29.988	79.6	23.001	100.6	1:53.300
3-	1:04.656	39.2	46.907	28.4	31.189	44.9	2:22.752	7-	59.277	74.7	29.481	92.7	22.336	100.3	1:51.094
4-	1:28.416	37.7	42.290	38.5	30.385	39.3	2:41.091	8-	1:00.394	71.7	30.122	86.6	24.187	96.8	1:54.703
<b>20</b>	<b>Matt DOBSON</b>				4D Motorsport										
1-	69.7	31.246	57.1	27.676	55.8	6:34.614	4-	1:04.130	71.9	29.521	88.8	23.173	101.7	1:56.824	
2-	1:27.291	40.4	44.590	41.1	27.625	59.8	2:39.506	5-	1:01.164	74.3	30.228	93.6	22.827	103.6	1:54.219
3-	1:18.191	60.2	39.473	32.2	28.692	98.5	2:26.356	6-	1:00.626	77.1	30.218	77.8	24.431	99.0	1:55.275
<b>22</b>	<b>Peter DAGLISH</b>														
1-	69.6	30.261	74.6	23.571	100.9	2:07.466	5-	1:17.246	51.9	40.224	33.5	26.815	98.7	2:24.285	
2-	1:00.537	73.1	29.612	77.9	22.909	100.0	1:53.058	6-	59.953	68.0	29.516	77.4	23.226	100.5	1:52.695

Rockingham International  
Circuit Length = 1.9400 miles  
Start: 15:04 End: 15:23

Weather / Track : Rain / Wet

# British Formula Ford Championship

## RACE 1 - SECTOR ANALYSIS

3-	1:06.769	39.8	44.981	33.4	32.900	33.4	2:24.650	7-	59.737	76.7	<b>28.876</b>	<b>85.6</b>	23.028	<b>103.6</b>	1:51.641
4-	1:28.553	40.4	42.460	43.0	29.920	45.5	2:40.933	8-	<b>58.088</b>	<b>77.9</b>	28.905	83.7	<b>22.734</b>	102.6	<b>1:49.727</b>
<b>23</b>	<b>Chris MALIEPAARD</b>			<b>Getem Racing</b>											
1-		<b>80.5</b>	28.245	90.3	23.935	96.4	1:56.999	5-	1:17.922	44.4	40.661	39.7	25.394	103.4	2:23.977
2-	58.504	80.2	29.382	87.7	22.778	93.9	1:50.664	6-	57.067	78.3	<b>27.848</b>	<b>94.9</b>	<b>22.525</b>	103.4	1:47.440
3-	1:12.010	39.2	44.291	38.9	34.025	39.8	2:30.326	7-	56.358	77.8	28.127	93.2	23.334	<b>104.0</b>	1:47.819
4-	1:27.492	41.4	41.950	55.0	31.600	45.2	2:41.042	8-	<b>55.751</b>	<b>80.5</b>	28.008	93.3	22.911	101.2	<b>1:46.670</b>
<b>24</b>	<b>Rogier DE WIT</b>			<b>JTR</b>											
1-		77.0	28.646	90.1	22.413	103.7	2:01.261	5-	1:17.287	47.2	41.115	39.4	24.824	104.0	2:23.226
2-	59.332	75.7	<b>28.124</b>	90.8	<b>21.692</b>	103.6	1:49.148	6-	57.859	<b>78.5</b>	28.195	92.6	22.100	105.5	1:48.154
3-	1:11.281	40.1	44.830	40.5	33.714	40.0	2:29.825	7-	56.734	77.0	28.128	<b>93.9</b>	22.078	<b>106.2</b>	1:46.940
4-	1:26.694	46.3	43.266	49.1	30.627	49.8	2:40.587	8-	<b>56.490</b>	78.2	28.193	93.5	22.130	105.7	<b>1:46.813</b>
<b>33</b>	<b>Garry FINDLAY</b>			<b>Driver</b>											
1-		74.9	28.890	79.2	22.495	<b>103.4</b>	2:00.656	5-	1:16.723	53.8	41.473	36.7	25.365	102.8	2:23.561
2-	59.793	72.2	30.249	78.2	23.197	102.1	1:53.239	6-	58.991	68.3	29.081	77.2	<b>22.432</b>	102.3	1:50.504
3-	1:09.818	37.4	45.142	36.1	32.710	38.2	2:27.670	7-	57.535	76.4	28.770	80.1	22.723	102.5	<b>1:49.028</b>
4-	1:28.083	45.2	43.298	38.8	30.029	45.0	2:41.410	8-	<b>57.088</b>	<b>77.7</b>	<b>28.379</b>	<b>87.3</b>	23.868	102.5	1:49.335
<b>44</b>	<b>Felix SCOTT</b>			<b>Wrensport</b>											
1-						94.1	8:38.903	4-	<b>1:00.585</b>	71.2	<b>29.891</b>	<b>89.6</b>	<b>23.300</b>	<b>99.3</b>	<b>1:53.776</b>
2-	1:14.519	63.6	32.897	69.7	26.843	84.2	2:14.259	5-	1:01.674	62.6	32.066	81.1	ln		1:54.060 P
3-	1:03.855	<b>71.7</b>	30.850	76.6	24.331	<b>99.3</b>	1:59.036								
<b>46</b>	<b>Jamie JARDINE</b>			<b>Acer Motorsport</b>											
1-		72.5	29.742	80.0	23.805	95.2	2:16.708	5-	1:17.830	60.7	39.388	34.4	29.847	94.9	2:27.065
2-	1:02.083	68.4	<b>29.430</b>	83.5	23.879	80.4	1:55.392	6-	1:02.239	<b>74.3</b>	29.446	79.5	23.889	94.8	1:55.574
3-	1:07.404	63.3	41.175	28.7	32.399	54.8	2:20.978	7-	1:01.730	72.5	29.745	<b>88.5</b>	<b>23.707</b>	<b>98.5</b>	1:55.182
4-	1:26.537	40.7	44.121	44.7	28.657	57.4	2:39.315	8-	<b>1:00.476</b>	72.9	30.343	83.1	23.897	96.3	<b>1:54.716</b>
<b>55</b>	<b>Daniel WALKER</b>			<b>Slidesports</b>											
1-		72.1	29.818	82.4	23.943	99.7	2:13.619	5-	1:17.766	56.0	39.894	25.5	28.449	99.7	2:26.109
2-	1:02.184	72.6	29.538	86.0	22.474	99.3	1:54.196	6-	1:13.011	71.3	29.497	92.6	22.550	99.7	2:05.058
3-	1:03.730	38.2	46.524	30.2	31.307	45.6	2:21.561	7-	1:00.248	74.4	<b>29.341</b>	<b>92.9</b>	<b>22.442</b>	<b>100.2</b>	<b>1:52.031</b>
4-	1:28.199	40.5	42.702	34.9	29.830	41.2	2:40.731	8-	<b>59.533</b>	<b>75.7</b>	29.856	89.4	22.776	99.4	1:52.165
<b>58</b>	<b>Linton STUTELEY</b>			<b>Getem Racing/thebigcoldturkey.com</b>											
1-		<b>75.1</b>	<b>28.515</b>	<b>92.1</b>	<b>23.677</b>	<b>90.1</b>	<b>1:56.234</b>	2-			ln		ln		7:22.935 P
<b>60</b>	<b>Henk VUIK JNR</b>			<b>Vuik Racing</b>											
1-		75.1	29.391	89.6	<b>22.178</b>	<b>102.1</b>	2:21.072	5-	1:18.036	53.5	39.612	34.4	28.409	99.0	2:26.057
2-	1:00.093	<b>77.4</b>	29.494	85.2	22.756	76.5	1:52.343	6-	58.945	76.6	<b>29.119</b>	84.5	22.795	101.8	<b>1:50.859</b>
3-	1:07.098	50.7	41.370	33.0	32.004	57.9	2:20.472	7-	<b>58.684</b>	69.3	29.958	81.0	22.368	101.7	1:51.010
4-	1:26.592	44.8	44.623	42.0	28.075	66.4	2:39.290	8-	59.874	69.5	30.076	<b>90.8</b>	24.544	91.9	1:54.494
<b>61</b>	<b>Rogier JONGEJANS</b>			<b>Vuik Racing</b>											
1-		66.7	29.709	81.8	22.902	102.5	2:05.903	5-	1:16.823	56.6	40.653	35.3	26.162	101.5	2:23.638
2-	59.771	77.5	28.613	89.8	<b>22.051</b>	101.7	1:50.435	6-	58.595	75.4	28.597	89.7	23.118	103.1	1:50.310
3-	1:10.102	37.1	44.720	36.7	33.250	34.8	2:28.072	7-	2:08.420	77.9	<b>28.516</b>	84.9	22.577	102.3	2:59.513
4-	1:27.905	44.5	42.769	40.3	30.270	50.8	2:40.944	8-	<b>57.143</b>	<b>79.4</b>	28.802	<b>94.7</b>	22.298	<b>104.4</b>	<b>1:48.243</b>
<b>62</b>	<b>Liroy STUART</b>			<b>Vuik Racing</b>											
1-		65.7	29.731	<b>81.7</b>	23.394	<b>103.6</b>	2:04.294	5-	1:16.651	52.8	41.079	38.9	25.808	97.4	2:23.538
2-	59.530	75.6	<b>28.556</b>	70.3	<b>22.502</b>	101.2	1:50.588	6-	58.684	75.4	29.098	78.0	22.657	102.9	1:50.439
3-	1:10.266	33.5	44.932	36.3	32.719	37.1	2:27.917	7-	57.272	67.9	28.863	81.1	23.019	102.8	<b>1:49.154</b>
4-	1:27.757	57.2	42.969	41.8	30.783	45.0	2:41.509								
<b>98</b>	<b>Matt HAMILTON</b>			<b>JTR</b>											
1-		76.0	28.241	84.1	22.325	103.7	1:55.753	5-	1:16.940	48.5	41.204	37.4	24.845	104.0	2:22.989
2-	1:06.817	77.1	28.057	90.1	<b>21.921</b>	104.0	1:56.795	6-	59.465	74.8	28.579	88.8	22.756	104.7	1:50.800
3-	1:09.906	37.1	45.160	36.8	33.215	38.5	2:28.281	7-	57.091	76.0	27.663	88.0	22.198	<b>105.8</b>	1:46.952

Rockingham International  
Circuit Length = 1.9400 miles  
Start: 15:04 End: 15:23

Weather / Track : Rain / Wet

**British Formula Ford Championship**  
**RACE 1 - SECTOR ANALYSIS**

4 -	1:27.586	44.0	42.753	51.0	30.589	47.3	2:40.928	8 -	56.402	80.4	27.519	92.7	22.672	104.5	<b>1:46.593</b>
<b>99</b>	<b>Chrissy PALMER</b>						<b>Sterling Motorsport</b>								
1 -	76.1	41.825	74.3	23.452	100.2	2:11.940	5 -	1:17.106	56.2	40.390	27.3	26.322	103.7	2:23.818	
2 -	57.725	78.7	29.123	79.8	23.167	100.6	1:50.015	6 -	59.247	78.0	28.905	85.9	23.085	102.0	1:51.237
3 -	1:06.030	45.4	47.660	27.8	31.399	42.4	2:25.089	7 -	<b>56.880</b>	<b>80.6</b>	28.347	88.4	22.757	102.1	1:47.984
4 -	1:28.575	39.7	42.613	40.1	29.923	43.2	2:41.111	8 -	56.985	80.5	<b>28.196</b>	<b>96.7</b>	<b>22.572</b>	<b>104.2</b>	<b>1:47.753</b>

# British Formula Ford Championship

## RACE 1 - SPEED TRAPS

SECTOR 1				SECTOR 2			FINISH LINE		
POS	NO	NAME	MPH	NO	NAME	MPH	NO	NAME	MPH
1	12	Glen WOOD	84.9	12	Glen WOOD	98.7	12	Glen WOOD	109.8
2	4	Wayne BOYD	83.2	99	Chrissy PALMER	96.7	4	Wayne BOYD	107.0
3	3	Tim BLANCHARD	81.7	3	Tim BLANCHARD	96.1	15	Philippe LAYAC	106.9
4	5	Victor CORREA	81.4	23	Chris MALIEPAARD	94.9	3	Tim BLANCHARD	106.5
5	15	Philippe LAYAC	80.6	4	Wayne BOYD	94.7	5	Victor CORREA	106.4
6	99	Chrissy PALMER	80.6	61	Rogier JONGEJANS	94.7	24	Rogier DE WIT	106.2
7	23	Chris MALIEPAARD	80.5	24	Rogier DE WIT	93.9	98	Matt HAMILTON	105.8
8	98	Matt HAMILTON	80.4	7	David BROWN	93.7	7	David BROWN	105.5
9	61	Rogier JONGEJANS	79.4	20	Matt DOBSON	93.6	11	Adrian CAMPFIELD	104.4
10	2	James COLE	79.3	11	Adrian CAMPFIELD	93.2	61	Rogier JONGEJANS	104.4
11	11	Adrian CAMPFIELD	79.2	55	Daniel WALKER	92.9	99	Chrissy PALMER	104.2
12	24	Rogier DE WIT	78.5	98	Matt HAMILTON	92.7	23	Chris MALIEPAARD	104.0
13	22	Peter DAGLISH	77.9	15	Philippe LAYAC	92.1	20	Matt DOBSON	103.6
14	33	Garry FINDLAY	77.7	18	Francisco WEILER	92.1	22	Peter DAGLISH	103.6
15	7	David BROWN	77.4	58	Linton STUTELEY	92.1	62	Liroy STUART	103.6
16	60	Henk VUIK JNR	77.4	60	Henk VUIK JNR	90.8	2	James COLE	103.4
17	20	Matt DOBSON	77.1	44	Felix SCOTT	89.6	33	Garry FINDLAY	103.4
18	62	Liroy STUART	77.1	2	James COLE	89.1	60	Henk VUIK JNR	102.1
19	18	Francisco WEILER	75.8	5	Victor CORREA	88.8	18	Francisco WEILER	100.6
20	55	Daniel WALKER	75.7	46	Jamie JARDINE	88.5	55	Daniel WALKER	100.2
21	58	Linton STUTELEY	75.1	33	Garry FINDLAY	87.3	44	Felix SCOTT	99.3
22	46	Jamie JARDINE	74.3	22	Peter DAGLISH	85.6	46	Jamie JARDINE	98.5
23	44	Felix SCOTT	71.7	62	Liroy STUART	81.7	58	Linton STUTELEY	90.1

Weather / Track : Rain / Wet

www.tsl-timing.com

Rockingham International  
Circuit Length = 1.9400 miles  
Start: 15:04 End: 15:23

Printed - 15.34 Sunday, 25 May 2008

# British Formula Ford Championship

## RACE 1 - BEST SECTOR TIMES

SECTOR 1			SECTOR 2			SECTOR 3			IDEAL / BEST COMPARISON						
POS	NO	NAME	TIME	NO	NAME	TIME	NO	NAME	TIME	POS	NO	NAME	IDEAL	BEST	DIFF
1	4	BOYD	55.054	4	BOYD	27.127	3	BLANCHARD	21.615	1	4	BOYD	1:43.855	1:44.128	0.273
2	3	BLANCHARD	55.202	3	BLANCHARD	27.488	4	BOYD	21.674	2	3	BLANCHARD	1:44.305	1:44.378	0.073
3	12	WOOD	55.702	98	HAMILTON	27.519	24	DE WIT	21.692	3	12	WOOD	1:45.019	1:45.495	0.476
4	23	MALIEPAARD	55.751	12	WOOD	27.558	12	WOOD	21.759	4	98	HAMILTON	1:45.842	1:46.593	0.751
5	11	CAMPFIELD	56.219	23	MALIEPAARD	27.848	5	CORREA	21.838	5	23	MALIEPAARD	1:46.124	1:46.670	0.546
6	98	HAMILTON	56.402	15	LAYAC	27.870	15	LAYAC	21.848	6	11	CAMPFIELD	1:46.187	1:47.578	1.391
7	24	DE WIT	56.490	11	CAMPFIELD	27.925	98	HAMILTON	21.921	7	24	DE WIT	1:46.306	1:46.813	0.507
8	62	STUART	56.583	5	CORREA	28.100	11	CAMPFIELD	22.043	8	15	LAYAC	1:46.604	1:46.604	0.000
9	99	PALMER	56.880	24	DE WIT	28.124	61	JONGEJANS	22.051	9	5	CORREA	1:46.833	1:47.860	1.027
10	15	LAYAC	56.886	2	COLE	28.188	60	VUIK JNR	22.178	10	62	STUART	1:47.641	1:49.154	1.513
11	5	CORREA	56.895	99	PALMER	28.196	2	COLE	22.300	11	99	PALMER	1:47.648	1:47.753	0.105
12	33	FINDLAY	57.088	18	WEILER	28.321	7	BROWN	22.327	12	61	JONGEJANS	1:47.710	1:48.243	0.533
13	7	BROWN	57.125	33	FINDLAY	28.379	18	WEILER	22.336	13	2	COLE	1:47.887	1:48.170	0.283
14	61	JONGEJANS	57.143	58	STUTELEY	28.515	33	FINDLAY	22.432	14	33	FINDLAY	1:47.899	1:49.028	1.129
15	2	COLE	57.399	61	JONGEJANS	28.516	55	WALKER	22.442	15	7	BROWN	1:48.168	1:49.466	1.298
16	22	DAGLISH	58.088	62	STUART	28.556	62	STUART	22.502	16	22	DAGLISH	1:49.698	1:49.727	0.029
17	60	VUIK JNR	58.684	7	BROWN	28.716	23	MALIEPAARD	22.525	17	18	WEILER	1:49.934	1:51.094	1.160
18	18	WEILER	59.277	22	DAGLISH	28.876	99	PALMER	22.572	18	60	VUIK JNR	1:49.981	1:50.859	0.878
19	55	WALKER	59.533	60	VUIK JNR	29.119	22	DAGLISH	22.734	19	55	WALKER	1:51.316	1:52.031	0.715
20	58	STUTELEY	1:00.287	55	WALKER	29.341	20	DOBSON	22.827	20	58	STUTELEY	1:52.479	1:56.234	3.755
21	46	JARDINE	1:00.476	46	JARDINE	29.430	44	SCOTT	23.300	21	20	DOBSON	1:52.974	1:54.219	1.245
22	44	SCOTT	1:00.585	20	DOBSON	29.521	58	STUTELEY	23.677	22	46	JARDINE	1:53.613	1:54.716	1.103
23	20	DOBSON	1:00.626	44	SCOTT	29.891	46	JARDINE	23.707	23	44	SCOTT	1:53.776	1:53.776	0.000
											Perfect Lap		1:43.796		

# British Formula Ford Championship

## RACE 1 - LAP CHART

Lap 1			Lap 2			Lap 3			Lap 4			Lap 5		
No	Behind	Laptime	No	Behind	Laptime	No	Behind	Laptime	No	Behind	Laptime	No	Behind	Laptime
4		1:49.592	4		1:44.360	4		2:40.188	4		2:41.540	4		2:24.718
12	2.300	1:51.892	3	3.361	1:44.378	3	1.066	2:37.893	3	1.143	2:41.617	3	0.889	2:24.464
3	3.343	1:52.935	12	4.265	1:46.325	12	2.708	2:38.631	12	2.552	2:41.384	12	1.711	2:23.877
98	6.161	1:55.753	23	13.711	1:50.664	23	3.849	2:30.326	23	3.351	2:41.042	23	2.610	2:23.977
58	6.642	1:56.234	11	15.527	1:49.880	11	5.000	2:29.661	11	4.495	2:41.035	11	3.323	2:23.546
23	7.407	1:56.999	24	16.457	1:49.148	24	6.094	2:29.825	24	5.141	2:40.587	24	3.649	2:23.226
11	10.007	1:59.599	98	18.596	1:56.795	98	6.689	2:28.281	98	6.077	2:40.928	98	4.348	2:22.989
33	11.064	2:00.656	7	18.782	1:49.466	7	7.172	2:28.578	7	6.687	2:41.055	7	4.976	2:23.007
24	11.669	2:01.261	33	19.943	1:53.239	33	7.425	2:27.670	33	7.295	2:41.410	33	6.138	2:23.561
7	13.676	2:03.268	62	20.930	1:50.588	62	8.659	2:27.917	62	8.628	2:41.509	62	7.448	2:23.538
62	14.702	2:04.294	61	22.386	1:50.435	61	10.270	2:28.072	61	9.674	2:40.944	61	8.594	2:23.638
15	15.275	2:04.867	22	26.572	1:53.058	22	11.034	2:24.650	22	10.427	2:40.933	22	9.994	2:24.285
61	16.311	2:05.903	2	27.095	1:53.270	2	11.965	2:25.058	2	11.449	2:41.024	2	10.165	2:23.434
22	17.874	2:07.466	99	28.003	1:50.015	99	12.904	2:25.089	99	12.475	2:41.111	99	11.575	2:23.818
2	18.185	2:07.777	5	29.009	1:50.454	5	13.149	2:24.328	5	13.252	2:41.643	5	12.705	2:24.171
18	21.743	2:11.335	18	31.842	1:54.459	18	14.406	2:22.752	18	13.957	2:41.091	18	15.516	2:26.277
99	22.348	2:11.940	55	33.863	1:54.196	55	15.236	2:21.561	15	14.414	2:39.806	55	15.818	2:26.109
5	22.915	2:12.507	15	34.564	2:03.649	15	16.148	2:21.772	55	14.427	2:40.731	15	16.316	2:26.620
55	24.027	2:13.619	46	38.148	1:55.392	46	18.938	2:20.978	46	16.713	2:39.315	60	18.836	2:26.057
46	27.116	2:16.708	60	39.463	1:52.343	60	19.747	2:20.472	60	17.497	2:39.290	46	19.060	2:27.065
60	31.480	2:21.072				20		2 LAPS 6:34.614	20		2 LAPS 2:39.506	20		2 LAPS 2:26.356
						44		2 LAPS 8:38.903	58		2 LAPS 7:22.935	44		2 LAPS 1:59.036
									44		2 LAPS 2:14.259			

# British Formula Ford Championship

## RACE 1 - LAP CHART

Lap 6			Lap 7			Lap 8		
No	Behind	Laptime	No	Behind	Laptime	No	Behind	Laptime
3		1:44.837	3		1:46.128	3		1:46.360
12	1.738	1:45.753	12	1.105	1:45.495	44	3 LAPS	1:54.060
23	4.324	1:47.440	4	4.884	1:46.393	4	2.652	1:44.128
4	4.619	1:50.345	23	6.015	1:47.819	23	6.325	1:46.670
24	6.077	1:48.154	24	6.889	1:46.940	24	7.342	1:46.813
11	8.298	1:50.701	11	9.748	1:47.578	98	10.479	1:46.593
7	8.957	1:49.707	98	10.246	1:46.952	7	16.083	1:50.105
98	9.422	1:50.800	7	12.338	1:49.509	33	16.791	1:49.335
33	10.916	1:50.504	33	13.816	1:49.028	2	19.450	1:48.170
62	12.161	1:50.439	62	15.187	1:49.154	99	20.335	1:47.753
61	13.178	1:50.310	2	17.640	1:48.919	5	21.021	1:47.910
2	14.849	1:50.410	99	18.942	1:47.984	11	21.916	1:58.528
22	16.963	1:52.695	5	19.471	1:47.860	15	23.333	1:46.604
99	17.086	1:51.237	22	22.476	1:51.641	22	25.843	1:49.727
5	17.739	1:50.760	15	23.089	1:47.831	18	36.399	1:54.703
15	21.386	1:50.796	18	28.056	1:51.094	60	36.985	1:54.494
18	23.090	1:53.300	60	28.851	1:51.010	46	46.318	1:54.716
60	23.969	1:50.859	46	37.962	1:55.182	55	46.858	1:52.165
46	28.908	1:55.574	20	2 LAPS	1:54.219	20	2 LAPS	1:55.275
20	2 LAPS	1:56.824	55	41.053	1:52.031	61	1:28.446	1:48.243
55	35.150	2:05.058	61	1:26.563	2:59.513			
44	2 LAPS	1:53.776 P						

# British Formula Ford Championship

## RACE 1 - POSITION CHART

No	Name	Laps Pos	1	2	3	4	5	6	7	8
			4	BOYD	1	4	4	4	4	4
12	WOOD	2	12	3	3	3	3	12	12	4
3	BLANCHARD	3	3	12	12	12	12	23	4	23
98	HAMILTON	4	98	23	23	23	23	4	23	24
58	STUTELEY	5	58	11	11	11	11	24	24	98
23	MALIEPAARD	6	23	24	24	24	24	11	11	7
11	CAMPFIELD	7	11	98	98	98	98	7	98	33
33	FINDLAY	8	33	7	7	7	7	98	7	2
24	DE WIT	9	24	33	33	33	33	33	33	99
7	BROWN	10	7	62	62	62	62	62	62	5
62	STUART	11	62	61	61	61	61	61	2	11
15	LAYAC	12	15	22	22	22	22	2	99	15
61	JONGEJANS	13	61	2	2	2	2	22	5	22
22	DAGLISH	14	22	99	99	99	99	99	22	18
2	COLE	15	2	5	5	5	5	5	15	60
18	WEILER	16	18	18	18	18	18	15	18	46
99	PALMER	17	99	55	55	15	55	18	60	55
5	CORREA	18	5	15	15	55	15	60	46	61
55	WALKER	19	55	46	46	46	60	46	55	
46	JARDINE	20	46	60	60	60	46	55	61	
60	VUIK JNR	21	60	20	20	20	20	20		
20	DOBSON	22	20	58	44	44	44			
44	SCOTT	23	44	44						

# British Formula Ford Championship

## RACE 3 - CLASSIFICATION

POS	NO	CL	DRIVER / TEAM	CAR	LAPS	TIME	GAP	DIFF	MPH	BEST	ON
1	23	C	<b>Chris MALIEPAARD (NED)</b> Getem Racing	Mygale SJ07	12	19:11.584			72.77	1:21.773	11
2	5	C	<b>Victor CORREA (BRA)</b> Jamun Racing Services	Mygale SJ08	12	19:13.234	1.650	1.650	72.67	1:21.989	2
3	3	C	<b>Tim BLANCHARD (AUS)</b> Jamun Racing Services	Mygale SJ08	12	19:13.905	2.321	0.671	72.63	1:21.392	9
4	24	C	<b>Rogier DE WIT (NED)</b> JTR	Mygale SJ08	12	19:15.029	3.445	1.124	72.56	1:21.811	10
5	98	C	<b>Matt HAMILTON (GBR)</b> JTR	Mygale SJ08	12	19:15.853	4.269	0.824	72.50	1:22.270	11
6	4	C	<b>Wayne BOYD (GBR)</b> Jamun Racing Services	Mygale SJ08	12	19:16.222	4.638	0.369	72.48	1:21.400	3
7	15	C	<b>Philippe LAYAC (FRA)</b> JTR	Mygale SJ08	12	19:17.548	5.964	1.326	72.40	1:22.285	11
8	16	S	<b>Alex JONES (GBR)</b> Kevin Mills Racing	Spectrum 06	12	19:19.773	8.189	2.225	72.26	1:23.044	9
9	2	C	<b>James COLE (GBR)</b> Jamun Racing Services	Mygale SJ08	12	19:20.858	9.274	1.085	72.19	1:22.960	10
10	62	G	<b>Liroy STUART (NED)</b> Vuik Racing	Mygale SJ07	12	19:21.574	9.990	0.716	72.15	1:23.207	9
11	99	S	<b>Chrissy PALMER (GBR)</b> Sterling Motorsport	Ray GRS06	12	19:21.964	10.380	0.390	72.12	1:22.618	9
12	58	C	<b>Linton STUTELEY (GBR)</b> Getem Racing/thebigcoldturkey.com	Mygale 06	12	19:24.484	12.900	2.520	71.97	1:22.408	9
13	60	G	<b>Henk VUIK JNR (NED)</b> Vuik Racing	Mygale SJ07	12	19:26.570	14.986	2.086	71.84	1:23.827	9
14	46	C	<b>Jamie JARDINE (GBR)</b> Acer Motorsport	Comtec 08	12	19:28.611	17.027	2.041	71.71	1:23.735	11
15	61	G	<b>Rogier JONGEJANS (NED)</b> Vuik Racing	Mygale SJ07	12	19:30.255	18.671	1.644	71.61	1:23.730	11
16	20	C	<b>Matt DOBSON</b> 4D Motorsport	Van Diemen 06	12	19:31.103	19.519	0.848	71.56	1:24.415	9
17	18	C	<b>Francisco WEILER (BRA)</b> Red Devil Team Comtec	Comtec 08	12	19:40.752	29.168	9.649	70.98	1:25.408	3
18	44	S	<b>Felix SCOTT (GBR)</b> Wrensport	Spirit WL06	12	19:42.730	31.146	1.978	70.86	1:23.668	9
19	33	S	<b>Garry FINDLAY (GBR)</b> Driver	Mygale SJ06	9	19:30.464	3 laps	3 laps	53.70	1:23.858	6

NOT CLASSIFIED

DNF	22	S	<b>Peter DAGLISH (GBR)</b>	Ray GRS06	0						
DNF	55	S	<b>Daniel WALKER (GBR)</b> Slidesports	Mygale SJ06	0						
DNF	11	C	<b>Adrian CAMPFIELD (GBR)</b> Kevin Mills Racing	Spectrum	3	4:16.797	9 laps	0.000	81.59	1:22.527	3
DNF	7	C	<b>David BROWN (GBR)</b> Fluid Motorsport Development	Van Diemen 08	3	4:21.134	9 laps	4.337	80.23	1:23.694	2
DNF	12	C	<b>Glen WOOD (AUS)</b> Kevin Mills Racing	Spectrum	1	1:29.103	11 laps	2 laps	78.38	1:29.103	1

FASTEST LAP

3	C	<b>Tim BLANCHARD (AUS)</b> Jamun Racing Services	Mygale SJ08	9	1:21.392	85.80 mph	138.09 kph
62	G	<b>Liroy STUART (NED)</b> Vuik Racing	Mygale SJ07	9	1:23.207	83.93 mph	135.08 kph
99	S	<b>Chrissy PALMER (GBR)</b> Sterling Motorsport	Ray GRS06	9	1:22.618	84.53 mph	136.04 kph

Weather / Track : Cloudy / Dry

These results are provisional until the conclusion of any judicial and technical matters.

Rockingham International  
Circuit Length = 1.9400 miles  
Start: 10:51 End: 00:00

Clerk of Course :	Timekeeper :
-------------------	--------------

# British Formula Ford Championship

## RACE 3 - SECTOR ANALYSIS

<b>2</b>	<b>James COLE</b> Jamun Racing Services														
1-				112.6	1:33.640	7-	1:00.568	54.9	31.464	50.8	18.131	112.0	1:50.163		
2-	44.178	<b>101.8</b>	22.778	102.9	17.316	<b>114.1</b>	1:24.272	8-	43.962	<b>101.8</b>	<b>22.460</b>	<b>105.2</b>	<b>16.898</b>	113.7	1:23.320
3-	43.640	100.9	23.281	101.8	17.489	112.6	1:24.410	9-	43.619	100.6	22.529	104.7	17.041	113.2	1:23.189
4-	1:01.454	55.0	34.466	46.5	24.273	59.0	2:00.193	10-	<b>43.248</b>	101.1	22.676	103.9	17.036	112.2	<b>1:22.960</b>
5-	1:08.648	62.7	33.854	45.7	22.398	55.6	2:04.900	11-	43.847	100.3	22.955	102.6	17.035	112.8	1:23.837
6-	1:09.581	61.0	32.931	47.2	24.283	52.8	2:06.795	12-	43.563	100.9	22.650	103.7	16.966	110.7	1:23.179
<b>3</b>	<b>Tim BLANCHARD</b> Jamun Racing Services														
1-					1:26.711	7-	1:01.738	60.2	31.482	62.8	19.073	112.4	1:52.293		
2-	42.892	102.5	22.239	104.0	<b>16.539</b>	113.2	1:21.670	8-	42.831	102.9	22.495	<b>104.5</b>	16.614	<b>113.7</b>	1:21.940
3-	42.923	102.1	22.304	104.2	16.604	112.4	1:21.831	9-	<b>42.655</b>	<b>103.2</b>	<b>22.196</b>	<b>104.5</b>	16.541	113.2	<b>1:21.392</b>
4-	1:06.300	65.0	33.009	64.5	25.448	68.6	2:04.757	10-	42.928	102.5	22.609	104.4	16.635	113.2	1:22.172
5-	1:09.237	50.4	31.597	61.9	24.626	69.1	2:05.460	11-	43.041	101.7	22.559	103.4	16.813	<b>113.7</b>	1:22.413
6-	1:10.067	69.9	31.943	65.6	25.467	64.7	2:07.477	12-	46.417	101.1	22.612	104.4	16.760	<b>113.7</b>	1:25.789
<b>4</b>	<b>Wayne BOYD</b> Jamun Racing Services														
1-				113.5	1:28.011	7-	1:01.102	64.5	31.608	61.6	18.907	113.5	1:51.617		
2-	42.902	100.8	22.216	104.7	16.797	113.7	1:21.915	8-	<b>42.530</b>	<b>103.1</b>	22.693	<b>105.5</b>	16.738	<b>114.7</b>	1:21.961
3-	42.701	<b>103.1</b>	<b>22.137</b>	104.5	<b>16.562</b>	113.9	<b>1:21.400</b>	9-	42.925	<b>103.1</b>	22.321	104.9	16.567	113.5	1:21.813
4-	1:07.281	69.9	33.188	49.9	24.631	58.8	2:05.100	10-	42.632	102.6	22.522	105.4	16.785	111.8	1:21.939
5-	1:09.456	63.3	32.024	57.9	23.882	59.8	2:05.362	11-	42.865	102.3	22.327	104.5	16.822	<b>114.7</b>	1:22.014
6-	1:10.053	81.1	32.123	55.7	25.052	59.1	2:07.228	12-	48.224	101.4	22.479	105.4	17.159	112.6	1:27.862
<b>5</b>	<b>Victor CORREA</b> Jamun Racing Services														
1-				114.5	1:28.465	7-	1:00.907	64.7	31.615	59.1	18.884	114.3	1:51.406		
2-	42.910	102.6	22.489	105.2	16.590	115.3	<b>1:21.989</b>	8-	43.011	102.9	22.465	<b>105.5</b>	<b>16.566</b>	<b>115.5</b>	1:22.042
3-	<b>42.766</b>	<b>103.6</b>	22.553	103.7	16.923	113.7	1:22.242	9-	42.943	102.8	22.433	104.5	16.818	114.3	1:22.194
4-	1:06.388	69.1	33.288	51.0	24.645	56.7	2:04.321	10-	42.812	102.3	<b>22.412</b>	104.5	16.995	114.1	1:22.219
5-	1:09.475	62.5	32.389	57.2	23.617	59.1	2:05.481	11-	43.475	102.0	22.860	100.0	16.787	113.4	1:23.122
6-	1:10.176	70.1	31.733	55.1	25.090	57.3	2:06.999	12-	43.337	102.0	22.647	104.2	16.770	113.0	1:22.754
<b>7</b>	<b>David BROWN</b> Fluid Motorsport Development														
1-				111.8	1:32.538	3-	44.621	<b>100.0</b>	23.402	102.9	<b>16.879</b>	111.7	1:24.902		
2-	<b>43.929</b>	99.9	<b>22.529</b>	104.9	17.236	<b>112.8</b>	<b>1:23.694</b>								
<b>11</b>	<b>Adrian CAMPFIELD</b> Kevin Mills Racing														
1-				112.6	1:30.381	3-	<b>43.330</b>	<b>102.6</b>	22.522	106.2	16.675	<b>114.7</b>	<b>1:22.527</b>		
2-	44.834	100.8	<b>22.470</b>	<b>106.7</b>	<b>16.585</b>	113.4	1:23.889								
<b>12</b>	<b>Glen WOOD</b> Kevin Mills Racing														
1-				<b>112.2</b>	<b>1:29.103</b>										
<b>15</b>	<b>Philippe LAYAC</b> JTR														
1-				<b>114.3</b>	1:33.229	7-	1:01.003	53.4	31.150	61.0	18.102	111.8	1:50.255		
2-	44.287	101.5	22.722	104.4	17.147	113.7	1:24.156	8-	44.065	100.3	<b>22.421</b>	104.7	17.035	113.4	1:23.521
3-	43.662	<b>103.4</b>	23.404	104.5	17.097	114.1	1:24.163	9-	43.529	101.2	22.536	104.0	16.847	112.4	1:22.912
4-	1:01.470	61.7	34.259	42.9	24.251	55.9	1:59.980	10-	43.509	100.5	22.448	104.7	16.679	<b>114.3</b>	1:22.636
5-	1:09.209	56.0	33.283	48.0	22.582	61.8	2:05.074	11-	<b>43.207</b>	101.8	22.444	104.9	<b>16.634</b>	113.7	<b>1:22.285</b>
6-	1:09.634	61.8	32.768	49.5	24.178	57.1	2:06.580	12-	43.550	100.0	22.541	104.2	16.666	112.0	1:22.757
<b>16</b>	<b>Alex JONES</b> Kevin Mills Racing														
1-				112.8	1:29.691	7-	1:01.258	55.0	31.070	52.0	17.929	<b>113.0</b>	1:50.257		
2-	43.865	100.5	<b>22.470</b>	104.0	16.813	112.2	1:23.148	8-	44.106	100.6	22.646	104.5	16.760	112.4	1:23.512
3-	44.271	<b>101.8</b>	22.590	104.5	16.969	111.5	1:23.830	9-	<b>43.693</b>	100.9	22.605	<b>104.9</b>	<b>16.746</b>	111.7	<b>1:23.044</b>
4-	1:05.172	65.3	33.746	50.4	24.670	53.5	2:03.588	10-	43.932	101.5	22.695	103.6	16.758	110.9	1:23.385
5-	1:09.074	60.2	32.858	60.8	23.141	59.5	2:05.073	11-	43.987	98.7	22.652	104.4	16.846	112.4	1:23.485
6-	1:09.705	61.1	32.417	48.1	24.513	55.2	2:06.635	12-	44.261	98.4	22.774	104.5	17.090	110.0	1:24.125
<b>18</b>	<b>Francisco WEILER</b> Red Devil Team Comtec														
1-				107.7	1:38.414	7-	58.202	63.7	30.717	51.7	19.551	108.3	1:48.470		
2-	46.028	97.1	23.081	<b>103.6</b>	<b>17.134</b>	109.8	1:26.243	8-	45.860	<b>99.3</b>	22.908	102.8	17.641	109.7	1:26.409

Rockingham International  
Circuit Length = 1.9400 miles  
Start: 10:51 End: 00:00

Weather / Track : Cloudy / Dry

# British Formula Ford Championship

## RACE 3 - SECTOR ANALYSIS

3 -	45.281	98.8	<b>22.851</b>	102.9	17.276	<b>110.0</b>	<b>1:25.408</b>	9 -	<b>45.272</b>	98.0	23.151	102.3	17.502	109.0	1:25.925
4 -	59.362	62.0	35.162	38.6	23.506	63.1	1:58.030	10 -	45.339	97.4	23.269	100.3	17.395	109.7	1:26.003
5 -	1:08.303	66.0	34.055	49.6	24.003	60.9	2:06.361	11 -	45.275	99.0	23.338	100.6	17.387	107.6	1:26.000
6 -	1:06.565	60.6	33.897	36.8	25.530	47.0	2:05.992	12 -	46.039	92.1	23.592	100.9	17.866	107.7	1:27.497
<b>20</b>	<b>Matt DOBSON</b>							<b>4D Motorsport</b>							
1 -				111.8			1:34.836	7 -	58.752	65.1	30.963	46.4	18.982	111.8	1:48.697
2 -	44.868	<b>100.9</b>	23.128	102.3	17.025	<b>112.6</b>	1:25.021	8 -	44.689	98.8	<b>22.710</b>	<b>103.2</b>	17.068	112.2	1:24.467
3 -	44.487	99.4	22.962	102.9	17.176	111.7	1:24.625	9 -	<b>44.093</b>	100.6	23.309	102.8	17.013	112.2	<b>1:24.415</b>
4 -	1:03.412	69.0	34.857	41.3	23.926	53.3	2:02.195	10 -	44.280	100.5	23.123	102.5	17.058	112.4	1:24.461
5 -	1:09.193	59.7	33.718	46.2	23.495	65.1	2:06.406	11 -	44.667	100.8	23.043	102.6	<b>17.009</b>	112.2	1:24.719
6 -	1:07.390	58.1	33.493	41.9	25.300	41.7	2:06.183	12 -	45.043	99.3	22.915	103.1	17.120	110.9	1:25.078
<b>23</b>	<b>Chris MALIEPAARD</b>							<b>Getem Racing</b>							
1 -				113.4			1:28.819	7 -	1:01.323	64.7	31.308	59.6	18.804	112.8	1:51.435
2 -	43.218	103.1	22.176	106.4	16.801	113.5	1:22.195	8 -	42.945	<b>103.4</b>	22.229	<b>106.7</b>	<b>16.775</b>	113.7	1:21.949
3 -	42.887	102.1	22.237	105.4	16.806	113.2	1:21.930	9 -	42.828	102.8	22.229	105.5	17.081	<b>113.9</b>	1:22.138
4 -	1:07.243	71.9	32.969	51.6	24.537	56.8	2:04.749	10 -	<b>42.680</b>	102.0	22.258	105.7	17.166	113.4	1:22.104
5 -	1:09.296	64.3	33.049	53.7	23.247	55.1	2:05.592	11 -	42.833	101.7	<b>22.159</b>	105.4	16.781	113.0	<b>1:21.773</b>
6 -	1:10.332	63.4	31.621	62.0	24.692	56.5	2:06.645	12 -	42.959	101.7	22.288	104.5	17.008	110.6	1:22.255
<b>24</b>	<b>Rogier DE WIT</b>							<b>JTR</b>							
1 -				<b>115.1</b>			1:30.584	7 -	1:01.304	59.3	31.188	54.5	18.348	114.7	1:50.840
2 -	43.977	102.5	22.161	<b>107.2</b>	16.756	<b>115.1</b>	1:22.894	8 -	43.096	<b>102.8</b>	22.268	106.7	17.759	112.4	1:23.123
3 -	43.278	102.3	22.211	106.4	16.971	114.7	1:22.460	9 -	43.517	100.9	22.343	105.7	16.793	113.4	1:22.653
4 -	1:05.243	64.8	33.101	45.0	24.940	58.5	2:03.284	10 -	<b>42.964</b>	102.5	<b>22.140</b>	105.8	16.707	113.7	<b>1:21.811</b>
5 -	1:08.863	66.6	33.080	50.3	23.589	55.4	2:05.532	11 -	43.522	101.5	22.482	105.4	<b>16.617</b>	114.1	1:22.621
6 -	1:09.800	68.1	32.225	47.9	24.352	59.4	2:06.377	12 -	43.452	100.8	22.443	105.8	16.955	113.2	1:22.850
<b>33</b>	<b>Garry FINDLAY</b>							<b>Driver</b>							
1 -	Out	58.7	35.289	33.9	23.549	44.0	6:29.100	6 -	<b>43.498</b>	<b>102.1</b>	23.331	103.7	17.029	113.4	<b>1:23.858</b>
2 -	1:07.672	69.0	34.340	52.2	24.985	51.4	2:06.997	7 -	45.026	101.5	22.847	<b>104.9</b>	16.965	<b>113.5</b>	1:24.838
3 -	1:05.577	63.0	33.732	35.6	25.468	47.7	2:04.777	8 -	44.310	100.6	23.188	104.2	17.039	112.8	1:24.537
4 -	58.208	67.7	30.820	57.3	19.146	112.8	1:48.174	9 -	44.175	100.8	22.952	103.7	16.978	113.2	1:24.105
5 -	44.528	100.2	<b>22.630</b>	103.7	<b>16.920</b>	112.6	1:24.078								
<b>44</b>	<b>Felix SCOTT</b>							<b>Wrensport</b>							
1 -				110.0			1:35.290	7 -	58.658	64.7	30.737	50.9	19.014	111.7	1:48.409
2 -	44.810	100.0	23.130	102.3	17.146	110.6	1:25.086	8 -	45.247	99.4	23.394	101.7	17.246	111.5	1:25.887
3 -	44.262	99.9	22.873	104.7	17.361	110.2	1:24.496	9 -	<b>43.879</b>	101.5	22.889	102.9	<b>16.900</b>	111.1	<b>1:23.668</b>
4 -	1:03.515	71.1	34.822	43.2	23.953	55.1	2:02.290	10 -	44.738	<b>101.8</b>	<b>22.628</b>	<b>105.0</b>	17.094	<b>111.8</b>	1:24.460
5 -	1:08.949	62.3	34.023	49.2	23.640	64.4	2:06.612	11 -	44.294	100.3	23.090	102.8	17.704	109.1	1:25.088
6 -	1:07.027	59.8	33.558	39.3	25.447	45.2	2:06.032	12 -	54.927	96.6	23.450	101.4	17.035	110.6	1:35.412
<b>46</b>	<b>Jamie JARDINE</b>							<b>Acer Motorsport</b>							
1 -				<b>112.6</b>			1:34.407	7 -	58.582	61.6	31.074	44.6	18.772	111.3	1:48.428
2 -	45.032	99.1	22.881	<b>104.5</b>	17.261	111.3	1:25.174	8 -	44.734	<b>99.6</b>	22.778	103.9	16.969	111.7	1:24.481
3 -	44.581	98.4	22.733	103.9	17.034	111.8	1:24.348	9 -	44.183	99.3	22.751	103.7	16.969	110.9	1:23.903
4 -	1:03.222	69.8	34.444	43.2	24.540	55.3	2:02.206	10 -	44.813	98.0	22.861	103.6	<b>16.937</b>	111.8	1:24.611
5 -	1:08.964	64.7	33.653	44.5	23.964	64.2	2:06.581	11 -	<b>44.012</b>	99.0	<b>22.726</b>	103.7	16.997	111.7	<b>1:23.735</b>
6 -	1:06.858	57.7	33.641	39.7	25.542	43.0	2:06.041	12 -	44.081	98.8	22.913	103.4	17.702	110.2	1:24.696
<b>58</b>	<b>Linton STUTELEY</b>							<b>Getem Racing/thebigcoldturkey.com</b>							
1 -				114.1			1:29.396	7 -	57.449	69.5	30.951	56.0	19.162	<b>114.3</b>	1:47.562
2 -	53.492	97.7	22.650	104.0	16.795	112.4	1:32.937	8 -	44.393	99.9	22.844	105.4	17.089	113.2	1:24.326
3 -	43.513	<b>102.9</b>	<b>22.425</b>	104.7	16.867	103.0	1:22.805	9 -	<b>43.084</b>	102.5	22.644	105.5	<b>16.680</b>	113.2	<b>1:22.408</b>
4 -	1:03.798	66.2	34.850	42.0	In		1:54.773 P	10 -	43.376	102.1	22.454	104.4	16.978	112.8	1:22.808
5 -	Out	97.4	27.341	48.2	25.370	46.2	2:17.193	11 -	43.433	100.5	22.581	104.9	16.808	112.2	1:22.822
6 -	1:05.441	58.8	34.075	34.4	25.202	41.8	2:04.718	12 -	43.353	98.7	22.613	104.2	16.770	112.2	1:22.736
<b>60</b>	<b>Henk VUIK JNR</b>							<b>Vuik Racing</b>							
1 -				113.2			1:33.822	7 -	58.646	57.5	31.063	46.6	18.181	112.4	1:47.890
2 -	44.369	<b>100.5</b>	<b>22.766</b>	<b>105.4</b>	17.366	112.8	1:24.501	8 -	44.240	<b>100.5</b>	22.834	104.4	<b>16.819</b>	112.6	1:23.893
3 -	44.459	100.3	22.915	104.9	17.230	112.0	1:24.604	9 -	44.102	100.3	22.838	104.9	16.887	<b>113.4</b>	<b>1:23.827</b>

Rockingham International  
Circuit Length = 1.9400 miles  
Start: 10:51 End: 00:00

Weather / Track : Cloudy / Dry

**British Formula Ford Championship**  
**RACE 3 - SECTOR ANALYSIS**

4 -	1:03.587	67.1	34.004	43.9	24.594	58.5	2:02.185	10 -	<b>43.794</b>	99.6	22.960	103.4	17.114	111.5	1:23.868
5 -	1:08.976	54.8	33.629	42.7	22.875	71.9	2:05.480	11 -	44.430	99.1	23.299	105.0	17.100	112.2	1:24.829
6 -	1:08.287	53.9	33.304	39.4	25.818	42.9	2:07.409	12 -	44.027	97.7	22.928	103.1	17.307	111.1	1:24.262
<b>61</b>	<b>Rogier JONGEJANS</b>			<b>Vuik Racing</b>											
1 -						111.5	1:33.051	7 -	58.459	57.8	31.193	45.5	18.220	111.3	1:47.872
2 -	44.376	100.5	23.002	104.4	17.407	108.4	1:24.785	8 -	44.416	100.5	<b>22.501</b>	<b>104.5</b>	<b>16.931</b>	111.5	1:23.848
3 -	44.792	99.6	22.612	104.0	17.315	107.6	1:24.719	9 -	44.188	100.5	22.730	103.6	17.001	110.6	1:23.919
4 -	1:03.456	66.6	33.994	46.6	24.679	59.0	2:02.129	10 -	48.502	<b>100.6</b>	22.789	104.0	17.083	<b>111.8</b>	1:28.374
5 -	1:08.740	52.7	33.875	41.3	22.258	67.4	2:04.873	11 -	<b>43.946</b>	100.3	22.766	104.0	17.018	110.6	<b>1:23.730</b>
6 -	1:08.907	53.2	33.232	39.7	25.969	43.3	2:08.108	12 -	44.926	100.3	22.772	103.4	17.149	110.9	1:24.847
<b>62</b>	<b>Leroy STUART</b>			<b>Vuik Racing</b>											
1 -						110.9	1:32.052	7 -	1:00.933	58.2	31.099	56.5	18.810	109.5	1:50.842
2 -	43.937	101.4	22.915	101.7	17.018	112.0	1:23.870	8 -	44.440	101.7	22.626	103.7	<b>16.789</b>	112.2	1:23.855
3 -	44.186	<b>102.1</b>	22.683	102.1	16.856	111.1	1:23.725	9 -	43.756	101.5	<b>22.565</b>	103.6	16.886	111.5	<b>1:23.207</b>
4 -	1:02.767	64.3	34.398	44.0	24.309	57.0	2:01.474	10 -	43.842	101.7	22.734	<b>104.9</b>	16.929	112.2	1:23.505
5 -	1:09.038	57.0	33.336	48.4	22.790	55.7	2:05.164	11 -	43.943	102.0	22.677	103.4	17.205	<b>112.6</b>	1:23.825
6 -	1:09.410	61.2	32.943	47.2	24.029	59.2	2:06.382	12 -	<b>43.572</b>	101.8	23.101	104.2	17.000	111.8	1:23.673
<b>98</b>	<b>Matt HAMILTON</b>			<b>JTR</b>											
1 -						113.9	1:30.084	7 -	1:01.420	61.2	31.277	55.2	18.125	114.5	1:50.822
2 -	43.913	102.9	22.399	<b>105.4</b>	16.747	<b>114.7</b>	1:23.059	8 -	43.278	102.6	22.458	104.9	17.815	112.0	1:23.551
3 -	<b>43.059</b>	<b>103.4</b>	22.538	103.2	16.756	113.4	1:22.353	9 -	43.916	102.1	22.501	104.9	16.811	112.6	1:23.228
4 -	1:05.110	65.3	33.255	46.0	24.499	60.3	2:02.864	10 -	43.308	102.1	<b>22.358</b>	104.4	<b>16.675</b>	113.4	1:22.341
5 -	1:09.305	61.6	32.974	52.6	23.238	57.2	2:05.517	11 -	43.103	103.1	22.442	104.5	16.725	113.7	<b>1:22.270</b>
6 -	1:10.247	66.1	32.132	46.8	24.402	57.4	2:06.781	12 -	43.543	101.4	22.492	104.7	16.948	113.0	1:22.983
<b>99</b>	<b>Chrissy PALMER</b>			<b>Sterling Motorsport</b>											
1 -						112.2	1:31.343	7 -	58.551	51.3	31.256	47.9	18.510	109.3	1:48.317
2 -	44.245	100.5	22.772	104.9	16.933	112.6	1:23.950	8 -	43.864	101.7	22.543	104.5	<b>16.859</b>	113.0	1:23.266
3 -	45.411	100.2	24.045	103.4	17.225	113.2	1:26.681	9 -	<b>43.234</b>	101.8	<b>22.481</b>	105.2	16.903	<b>113.7</b>	<b>1:22.618</b>
4 -	1:02.250	56.1	34.751	47.4	24.416	58.0	2:01.417	10 -	43.527	101.5	22.721	<b>105.4</b>	17.011	113.0	1:23.259
5 -	1:08.614	56.3	33.867	48.2	22.512	52.2	2:04.993	11 -	44.001	<b>102.1</b>	22.684	102.1	17.212	112.6	1:23.897
6 -	1:09.250	55.3	33.317	42.2	25.966	42.9	2:08.533	12 -	43.839	100.6	22.802	104.4	17.049	113.0	1:23.690

# British Formula Ford Championship

## RACE 3 - SPEED TRAPS

SECTOR 1				SECTOR 2			FINISH LINE		
POS	NO	NAME	MPH	NO	NAME	MPH	NO	NAME	MPH
1	12	Glen WOOD	104.2	24	Rogier DE WIT	107.2	5	Victor CORREA	115.5
2	5	Victor CORREA	103.6	11	Adrian CAMPFIELD	106.7	24	Rogier DE WIT	115.1
3	15	Philippe LAYAC	103.4	23	Chris MALIEPAARD	106.7	4	Wayne BOYD	114.7
4	23	Chris MALIEPAARD	103.4	58	Linton STUTELEY	106.4	11	Adrian CAMPFIELD	114.7
5	98	Matt HAMILTON	103.4	15	Philippe LAYAC	105.7	98	Matt HAMILTON	114.7
6	3	Tim BLANCHARD	103.2	4	Wayne BOYD	105.5	15	Philippe LAYAC	114.3
7	4	Wayne BOYD	103.1	5	Victor CORREA	105.5	58	Linton STUTELEY	114.3
8	58	Linton STUTELEY	102.9	7	David BROWN	105.5	2	James COLE	114.1
9	24	Rogier DE WIT	102.8	60	Henk VUIK JNR	105.4	23	Chris MALIEPAARD	113.9
10	11	Adrian CAMPFIELD	102.6	98	Matt HAMILTON	105.4	3	Tim BLANCHARD	113.7
11	33	Garry FINDLAY	102.1	99	Chrissy PALMER	105.4	99	Chrissy PALMER	113.7
12	62	Leroy STUART	102.1	2	James COLE	105.2	33	Garry FINDLAY	113.5
13	99	Chrissy PALMER	102.1	44	Felix SCOTT	105.0	60	Henk VUIK JNR	113.4
14	2	James COLE	101.8	16	Alex JONES	104.9	16	Alex JONES	113.0
15	16	Alex JONES	101.8	33	Garry FINDLAY	104.9	7	David BROWN	112.8
16	44	Felix SCOTT	101.8	62	Leroy STUART	104.9	20	Matt DOBSON	112.6
17	20	Matt DOBSON	100.9	3	Tim BLANCHARD	104.5	46	Jamie JARDINE	112.6
18	61	Rogier JONGEJANS	100.6	46	Jamie JARDINE	104.5	62	Leroy STUART	112.6
19	60	Henk VUIK JNR	100.5	61	Rogier JONGEJANS	104.5	12	Glen WOOD	112.2
20	7	David BROWN	100.0	12	Glen WOOD	104.2	44	Felix SCOTT	111.8
21	46	Jamie JARDINE	99.6	18	Francisco WEILER	103.6	61	Rogier JONGEJANS	111.8
22	18	Francisco WEILER	99.3	20	Matt DOBSON	103.2	18	Francisco WEILER	110.0

Weather / Track : Cloudy / Dry

www.tsl-timing.com

Rockingham International  
Circuit Length = 1.9400 miles  
Start: 10:51 End: 00:00

Printed - 11.13 Monday, 26 May 2008

# British Formula Ford Championship

## RACE 3 - BEST SECTOR TIMES

SECTOR 1			SECTOR 2			SECTOR 3			IDEAL / BEST COMPARISON						
POS	NO	NAME	TIME	NO	NAME	TIME	NO	NAME	TIME	POS	NO	NAME	IDEAL	BEST	DIFF
1	4	BOYD	42.530	4	BOYD	22.137	3	BLANCHARD	16.539	1	4	BOYD	1:21.229	1:21.400	0.171
2	3	BLANCHARD	42.655	24	DE WIT	22.140	4	BOYD	16.562	2	3	BLANCHARD	1:21.390	1:21.392	0.002
3	23	MALIEPAARD	42.680	23	MALIEPAARD	22.159	5	CORREA	16.566	3	23	MALIEPAARD	1:21.614	1:21.773	0.159
4	5	CORREA	42.766	3	BLANCHARD	22.196	11	CAMPFIELD	16.585	4	24	DE WIT	1:21.721	1:21.811	0.090
5	24	DE WIT	42.964	98	HAMILTON	22.358	24	DE WIT	16.617	5	5	CORREA	1:21.744	1:21.989	0.245
6	98	HAMILTON	43.059	5	CORREA	22.412	15	LAYAC	16.634	6	98	HAMILTON	1:22.092	1:22.270	0.178
7	58	STUTELEY	43.084	15	LAYAC	22.421	98	HAMILTON	16.675	7	58	STUTELEY	1:22.189	1:22.408	0.219
8	15	LAYAC	43.207	58	STUTELEY	22.425	58	STUTELEY	16.680	8	15	LAYAC	1:22.262	1:22.285	0.023
9	99	PALMER	43.234	2	COLE	22.460	16	JONES	16.746	9	11	CAMPFIELD	1:22.385	1:22.527	0.142
10	2	COLE	43.248	11	CAMPFIELD	22.470	23	MALIEPAARD	16.775	10	99	PALMER	1:22.574	1:22.618	0.044
11	11	CAMPFIELD	43.330	16	JONES	22.470	62	STUART	16.789	11	2	COLE	1:22.606	1:22.960	0.354
12	33	FINDLAY	43.498	99	PALMER	22.481	60	VUIK JNR	16.819	12	16	JONES	1:22.909	1:23.044	0.135
13	62	STUART	43.572	61	JONGEJANS	22.501	99	PALMER	16.859	13	62	STUART	1:22.926	1:23.207	0.281
14	16	JONES	43.693	7	BROWN	22.529	7	BROWN	16.879	14	33	FINDLAY	1:23.048	1:23.858	0.810
15	60	VUIK JNR	43.794	62	STUART	22.565	2	COLE	16.898	15	7	BROWN	1:23.337	1:23.694	0.357
16	44	SCOTT	43.879	44	SCOTT	22.628	44	SCOTT	16.900	16	61	JONGEJANS	1:23.378	1:23.730	0.352
17	7	BROWN	43.929	33	FINDLAY	22.630	33	FINDLAY	16.920	17	60	VUIK JNR	1:23.379	1:23.827	0.448
18	61	JONGEJANS	43.946	20	DOBSON	22.710	61	JONGEJANS	16.931	18	44	SCOTT	1:23.407	1:23.668	0.261
19	46	JARDINE	44.012	46	JARDINE	22.726	46	JARDINE	16.937	19	46	JARDINE	1:23.675	1:23.735	0.060
20	20	DOBSON	44.093	60	VUIK JNR	22.766	20	DOBSON	17.009	20	20	DOBSON	1:23.812	1:24.415	0.603
21	18	WEILER	45.272	18	WEILER	22.851	18	WEILER	17.134	21	18	WEILER	1:25.257	1:25.408	0.151
22	12	WOOD	47.360	12	WOOD	23.030	12	WOOD	17.305	22	12	WOOD	1:27.695	1:29.103	1.408
											Perfect Lap		1:21.206		

# British Formula Ford Championship

## RACE 3 - LAP CHART

Lap 1			Lap 2			Lap 3			Lap 4			Lap 5		
No	Behind	Laptime	No	Behind	Laptime	No	Behind	Laptime	No	Behind	Laptime	No	Behind	Laptime
3		1:26.711	3		1:21.670	3		1:21.831	3		2:04.757	3		2:05.460
4	1.300	1:28.011	4	1.545	1:21.915	4	1.114	1:21.400	4	1.457	2:05.100	4	1.359	2:05.362
5	1.754	1:28.465	5	2.073	1:21.989	5	2.484	1:22.242	5	2.048	2:04.321	5	2.069	2:05.481
23	2.108	1:28.819	23	2.633	1:22.195	23	2.732	1:21.930	23	2.724	2:04.749	23	2.856	2:05.592
12	2.392	1:29.103	16	4.458	1:23.148	98	5.284	1:22.353	98	3.391	2:02.864	98	3.448	2:05.517
58	2.685	1:29.396	98	4.762	1:23.059	24	5.726	1:22.460	24	4.253	2:03.284	24	4.325	2:05.532
16	2.980	1:29.691	24	5.097	1:22.894	16	6.457	1:23.830	58	4.942	1:54.773	16	4.901	2:05.073
98	3.373	1:30.084	11	5.889	1:23.889	11	6.585	1:22.527	16	5.288	2:03.588	62	5.856	2:05.164
11	3.670	1:30.381	99	6.912	1:23.950	62	9.435	1:23.725	62	6.152	2:01.474	15	6.173	2:05.074
24	3.873	1:30.584	62	7.541	1:23.870	7	10.922	1:24.902	15	6.559	1:59.980	2	6.986	2:04.900
99	4.632	1:31.343	7	7.851	1:23.694	15	11.336	1:24.163	2	7.546	2:00.193	99	7.955	2:04.993
62	5.341	1:32.052	15	9.004	1:24.156	99	11.762	1:26.681	99	8.422	2:01.417	61	9.128	2:04.873
7	5.827	1:32.538	61	9.455	1:24.785	2	12.110	1:24.410	61	9.715	2:02.129	60	10.163	2:05.480
61	6.340	1:33.051	2	9.531	1:24.272	61	12.343	1:24.719	60	10.143	2:02.185	46	12.287	2:06.581
15	6.518	1:33.229	60	9.942	1:24.501	60	12.715	1:24.604	46	11.166	2:02.206	20	12.654	2:06.406
2	6.929	1:33.640	46	11.200	1:25.174	46	13.717	1:24.348	20	11.708	2:02.195	44	13.345	2:06.612
60	7.111	1:33.822	20	11.476	1:25.021	20	14.270	1:24.625	44	12.193	2:02.290	18	14.027	2:06.361
46	7.696	1:34.407	44	11.995	1:25.086	44	14.660	1:24.496	18	13.126	1:58.030	33	3 LAPS	2:06.997
20	8.125	1:34.836	58	13.952	1:32.937	58	14.926	1:22.805	33	3 LAPS	6:29.100	58	16.675	2:17.193 P
44	8.579	1:35.290	18	16.276	1:26.243	18	19.853	1:25.408						
18	11.703	1:38.414												

# British Formula Ford Championship

## RACE 3 - LAP CHART

Lap 6			Lap 7			Lap 8			Lap 9			Lap 10		
No	Behind	Laptime	No	Behind	Laptime	No	Behind	Laptime	No	Behind	Laptime	No	Behind	Laptime
3		2:07.477	3		1:52.293	3		1:21.940	3		1:21.392	3		1:22.172
4	1.110	2:07.228	4	0.434	1:51.617	4	0.455	1:21.961	4	0.876	1:21.813	4	0.643	1:21.939
5	1.591	2:06.999	5	0.704	1:51.406	5	0.806	1:22.042	5	1.608	1:22.194	5	1.655	1:22.219
23	2.024	2:06.645	23	1.166	1:51.435	23	1.175	1:21.949	23	1.921	1:22.138	23	1.853	1:22.104
98	2.752	2:06.781	98	1.281	1:50.822	98	2.892	1:23.551	24	4.216	1:22.653	24	3.855	1:21.811
24	3.225	2:06.377	24	1.772	1:50.840	24	2.955	1:23.123	98	4.728	1:23.228	98	4.897	1:22.341
16	4.059	2:06.635	16	2.023	1:50.257	16	3.595	1:23.512	16	5.247	1:23.044	16	6.460	1:23.385
62	4.761	2:06.382	15	3.238	1:50.255	15	4.819	1:23.521	15	6.339	1:22.912	15	6.803	1:22.636
15	5.276	2:06.580	62	3.310	1:50.842	62	5.225	1:23.855	62	7.040	1:23.207	2	8.139	1:22.960
2	6.304	2:06.795	2	4.174	1:50.163	2	5.554	1:23.320	2	7.351	1:23.189	62	8.373	1:23.505
99	9.011	2:08.533	99	5.035	1:48.317	99	6.361	1:23.266	99	7.587	1:22.618	99	8.674	1:23.259
61	9.759	2:08.108	61	5.338	1:47.872	61	7.246	1:23.848	61	9.773	1:23.919	60	11.776	1:23.868
60	10.095	2:07.409	60	5.692	1:47.890	60	7.645	1:23.893	60	10.080	1:23.827	58	13.223	1:22.808
46	10.851	2:06.041	46	6.986	1:48.428	46	9.527	1:24.481	46	12.038	1:23.903	46	14.477	1:24.611
20	11.360	2:06.183	20	7.764	1:48.697	20	10.291	1:24.467	58	12.587	1:22.408	20	15.603	1:24.461
44	11.900	2:06.032	44	8.016	1:48.409	33	3 LAPS	1:24.078	20	13.314	1:24.415	61	15.975	1:28.374
18	12.542	2:05.992	18	8.719	1:48.470	58	11.571	1:24.326	33	3 LAPS	1:23.858	33	3 LAPS	1:24.838
33	3 LAPS	2:04.777	33	3 LAPS	1:48.174	44	11.963	1:25.887	44	14.239	1:23.668	44	16.527	1:24.460
58	13.916	2:04.718	58	9.185	1:47.562	18	13.188	1:26.409	18	17.721	1:25.925	18	21.552	1:26.003

# British Formula Ford Championship

## RACE 3 - LAP CHART

Lap 11			Lap 12		
No	Behind	Laptime	No	Behind	Laptime
3		1:22.413	23		1:22.255
4	0.244	1:22.014	5	1.650	1:22.754
23	1.213	1:21.773	3	2.321	1:25.789
5	2.364	1:23.122	24	3.445	1:22.850
24	4.063	1:22.621	98	4.269	1:22.983
98	4.754	1:22.270	4	4.638	1:27.862
15	6.675	1:22.285	15	5.964	1:22.757
16	7.532	1:23.485	16	8.189	1:24.125
2	9.563	1:23.837	2	9.274	1:23.179
62	9.785	1:23.825	62	9.990	1:23.673
99	10.158	1:23.897	99	10.380	1:23.690
58	13.632	1:22.822	58	12.900	1:22.736
60	14.192	1:24.829	60	14.986	1:24.262
46	15.799	1:23.735	46	17.027	1:24.696
61	17.292	1:23.730	61	18.671	1:24.847
20	17.909	1:24.719	33	3 LAPS	1:24.105
33	3 LAPS	1:24.537	20	19.519	1:25.078
44	19.202	1:25.088	18	29.168	1:27.497
18	25.139	1:26.000	44	31.146	1:35.412


# British Formula Ford Championship

## RACE 3 - POSITION CHART

No	Name	Laps Pos	Laps												
			1	2	3	4	5	6	7	8	9	10	11	12	
3	BLANCHARD	1	3	3	3	3	3	3	3	3	3	3	3	3	23
4	BOYD	2	4	4	4	4	4	4	4	4	4	4	4	4	5
5	CORREA	3	5	5	5	5	5	5	5	5	5	5	5	23	3
23	MALIEPAARD	4	23	23	23	23	23	23	23	23	23	23	23	5	24
12	WOOD	5	12	16	98	98	98	98	98	98	98	24	24	24	98
58	STUTELEY	6	58	98	24	24	24	24	24	24	24	98	98	98	4
16	JONES	7	16	24	16	58	16	16	16	16	16	16	16	15	15
98	HAMILTON	8	98	11	11	16	62	62	15	15	15	15	15	16	16
11	CAMPFIELD	9	11	99	62	62	15	15	62	62	62	2	2	2	2
24	DE WIT	10	24	62	7	15	2	2	2	2	2	2	62	62	62
99	PALMER	11	99	7	15	2	99	99	99	99	99	99	99	99	99
62	STUART	12	62	15	99	99	61	61	61	61	61	60	58	58	58
7	BROWN	13	7	61	2	61	60	60	60	60	60	58	60	60	60
61	JONGEJANS	14	61	2	61	60	46	46	46	46	46	46	46	46	46
15	LAYAC	15	15	60	60	46	20	20	20	20	58	20	61	61	61
2	COLE	16	2	46	46	20	44	44	44	58	20	61	20	20	20
60	VUIK JNR	17	60	20	20	44	18	18	18	44	44	44	44	18	18
46	JARDINE	18	46	44	44	18	58	58	58	18	18	18	18	44	44
20	DOBSON	19	20	58	58	33	33	33	33	33	33	33	33	33	33
44	SCOTT	20	44	18	18										
18	WEILER	21	18	33	33										
33	FINDLAY	22	33												

# British Formula Ford Championship

## RACE 8 - GRID

ROW 13		6 Marco SORENSEN
ROW 12	55 Daniel WALKER	22 Peter DAGLISH
ROW 11	12 Glen WOOD	18 Francisco WEILER
ROW 10	20 Matt DOBSON	33 Garry FINDLAY
ROW 9	60 Henk VUIK JNR	46 Jamie JARDINE
ROW 8	61 Rogier JONGEJANS	7 David BROWN
ROW 7	44 Felix SCOTT	62 Liroy STUART
ROW 6	16 Alex JONES	2 James COLE
ROW 5	99 Chrissy PALMER	11 Adrian CAMPFIELD
ROW 4	58 Linton STUTELEY	15 Philippe LAYAC
ROW 3	98 Matt HAMILTON	5 Victor CORREA
ROW 2	24 Rogier DE WIT	23 Chris MALIEPAARD
ROW 1	4 Wayne BOYD	3 Tim BLANCHARD
<b>Pole</b>		
		

Rockingham International  
Circuit Length = 1.9400 miles

Clerk of Course :

Timekeeper :

# British Formula Ford Championship

## RACE 8 - CLASSIFICATION

POS	NO	CL	DRIVER / TEAM	CAR	LAPS	TIME	GAP	DIFF	MPH	BEST	ON
1	4	C	<b>Wayne BOYD (GBR)</b> Jamun Racing Services	Mygale SJ08	11	19:30.762			65.62	1:38.911	10
2	3	C	<b>Tim BLANCHARD (AUS)</b> Jamun Racing Services	Mygale SJ08	11	19:31.687	<b>0.925</b>	0.925	65.56	1:39.041	10
3	5	C	<b>Victor CORREA (BRA)</b> Jamun Racing Services	Mygale SJ08	11	19:41.934	<b>11.172</b>	10.247	65.00	1:40.375	7
4	24	C	<b>Rogier DE WIT (NED)</b> JTR	Mygale SJ08	11	19:44.094	<b>13.332</b>	2.160	64.88	1:40.306	8
5	23	C	<b>Chris MALIEPAARD (NED)</b> Getem Racing	Mygale SJ07	11	19:51.280	<b>20.518</b>	7.186	64.49	1:41.810	10
6	99	S	<b>Chrissy PALMER (GBR)</b> Sterling Motorsport	Ray GRS06	11	19:52.635	<b>21.873</b>	1.355	64.41	1:41.542	7
7	2	C	<b>James COLE (GBR)</b> Jamun Racing Services	Mygale SJ08	11	19:54.576	<b>23.814</b>	1.941	64.31	1:41.399	9
8	15	C	<b>Philippe LAYAC (FRA)</b> JTR	Mygale SJ08	11	19:59.293	<b>28.531</b>	4.717	64.05	1:41.309	7
9	58	C	<b>Linton STUTELEY (GBR)</b> Getem Racing/thebigcoldturkey.com	Mygale 06	11	20:03.424	<b>32.662</b>	4.131	63.83	1:42.100	9
10	61	G	<b>Rogier JONGEJANS (NED)</b> Vuik Racing	Mygale SJ07	11	20:03.632	<b>32.870</b>	0.208	63.82	1:41.734	9
11	98	C	<b>Matt HAMILTON (GBR)</b> JTR	Mygale SJ08	11	20:04.755	<b>33.993</b>	1.123	63.76	1:40.924	10
12	6	C	<b>Marco SORENSEN (DEN)</b> Fluid Motorsport Development Ltd	Van Diemen 08	11	20:06.773	<b>36.011</b>	2.018	63.66	1:42.009	10
13	60	G	<b>Henk VUIK JNR (NED)</b> Vuik Racing	Mygale SJ07	11	20:07.631	<b>36.869</b>	0.858	63.61	1:41.376	11
14	11	C	<b>Adrian CAMPFIELD (GBR)</b> Kevin Mills Racing	Spectrum	11	20:19.304	<b>48.542</b>	11.673	63.00	1:42.556	7
15	18	C	<b>Francisco WEILER (BRA)</b> Red Devil Team Comtec	Comtec 08	11	20:19.780	<b>49.018</b>	0.476	62.98	1:43.142	8
16	46	C	<b>Jamie JARDINE (GBR)</b> Acer Motorsport	Comtec 08	11	20:19.884	<b>49.122</b>	0.104	62.97	1:42.404	10
17	44	S	<b>Felix SCOTT (GBR)</b> Wrensport	Spirit WL06	11	20:24.845	<b>54.083</b>	4.961	62.72	1:43.185	10
18	20	C	<b>Matt DOBSON</b> 4D Motorsport	Van Diemen 06	11	20:28.138	<b>57.376</b>	3.293	62.55	1:44.819	8
19	22	S	<b>Peter DAGLISH (GBR)</b>	Ray GRS06	11	20:39.752	<b>1:08.990</b>	11.614	61.96	1:45.242	9
20	55	S	<b>Daniel WALKER (GBR)</b> Slidesports	Mygale SJ06	8	20:58.818	<b>3 laps</b>	3 laps	44.38	1:44.748	4

NOT CLASSIFIED

DNF	16	S	<b>Alex JONES (GBR)</b> Kevin Mills Racing	Spectrum 06	4	8:01.656	<b>7 laps</b>	4 laps	58.00	1:44.760	4
DNF	33	S	<b>Garry FINDLAY (GBR)</b> Driver	Mygale SJ06	0						
DNF	12	C	<b>Glen WOOD (AUS)</b> Kevin Mills Racing	Spectrum	0						

FASTEST LAP

4	C	<b>Wayne BOYD (GBR)</b> Jamun Racing Services	Mygale SJ08	10	1:38.911	70.61 mph	113.63 kph
99	S	<b>Chrissy PALMER (GBR)</b> Sterling Motorsport	Ray GRS06	7	1:41.542	68.78 mph	110.69 kph
60	G	<b>Henk VUIK JNR (NED)</b> Vuik Racing	Mygale SJ07	11	1:41.376	68.89 mph	110.87 kph

Weather / Track : Rain / Wet

These results are provisional until the conclusion of any judicial and technical matters.

Rockingham International  
Circuit Length = 1.9400 miles  
Start: 15:08 End: 15:29

Clerk of Course :	Timekeeper :
-------------------	--------------

# British Formula Ford Championship

## RACE 8 - SECTOR ANALYSIS

<b>2</b>	<b>James COLE</b>										<b>Jamun Racing Services</b>									
1 -	79.2	28.542	81.4	20.826	99.5	1:54.603	7 -	54.724	82.7	27.326	92.9	20.297	<b>108.1</b>	1:42.347						
2 -	1:11.486	38.9	36.817	52.6	28.418	53.5	2:16.721	8 -	54.453	82.1	26.984	95.3	<b>20.287</b>	107.7	1:41.724					
3 -	1:09.535	61.4	35.621	44.3	22.178	106.2	2:07.334	9 -	54.037	82.7	27.030	94.5	20.332	107.9	<b>1:41.399</b>					
4 -	54.954	82.2	27.531	87.8	20.740	105.7	1:43.225	10 -	54.367	83.2	<b>26.843</b>	94.5	20.323	107.4	1:41.533					
5 -	54.371	<b>84.5</b>	27.046	94.3	20.347	106.7	1:41.764	11 -	<b>53.875</b>	82.1	27.097	<b>95.9</b>	20.498	104.4	1:41.470					
6 -	54.743	82.6	27.217	91.3	20.496	107.4	1:42.456													
<b>3</b>	<b>Tim BLANCHARD</b>										<b>Jamun Racing Services</b>									
1 -	84.8	26.858	95.9	20.306	107.6	1:45.831	7 -	52.687	<b>86.5</b>	26.743	98.7	20.134	108.8	1:39.564						
2 -	1:13.013	55.1	36.431	51.7	27.598	60.4	2:17.042	8 -	52.678	85.6	26.879	98.3	20.133	109.1	1:39.690					
3 -	1:11.434	59.7	37.466	46.2	22.484	108.8	2:11.384	9 -	52.775	85.5	26.773	98.5	<b>19.972</b>	<b>109.5</b>	1:39.520					
4 -	53.382	85.4	26.870	97.5	20.215	109.0	1:40.467	10 -	<b>52.403</b>	85.3	<b>26.644</b>	99.1	19.994	109.1	<b>1:39.041</b>					
5 -	53.279	85.1	26.784	97.4	20.117	109.3	1:40.180	11 -	52.517	85.8	26.709	98.3	20.036	<b>109.5</b>	1:39.262					
6 -	52.861	85.7	26.645	<b>99.6</b>	20.200	108.8	1:39.706													
<b>4</b>	<b>Wayne BOYD</b>										<b>Jamun Racing Services</b>									
1 -	84.9	26.954	95.7	20.345	108.3	1:45.210	7 -	52.357	<b>87.3</b>	26.783	99.0	20.093	109.0	1:39.233						
2 -	1:12.888	56.4	36.534	51.9	26.584	79.0	2:16.006	8 -	52.614	85.6	26.840	98.4	<b>20.083</b>	109.7	1:39.537					
3 -	1:12.596	59.0	37.525	48.3	22.684	108.3	2:12.805	9 -	52.311	86.7	26.797	98.7	20.203	<b>110.0</b>	1:39.311					
4 -	52.518	85.6	27.189	98.4	20.308	109.0	1:40.015	10 -	<b>52.250</b>	85.6	<b>26.578</b>	99.4	20.083	109.3	<b>1:38.911</b>					
5 -	53.269	84.0	26.841	98.8	20.237	109.3	1:40.347	11 -	52.563	85.2	26.684	99.3	20.396	105.9	1:39.643					
6 -	52.762	84.2	26.727	<b>99.6</b>	20.255	109.0	1:39.744													
<b>5</b>	<b>Victor CORREA</b>										<b>Jamun Racing Services</b>									
1 -	84.3	27.295	97.5	20.436	107.2	1:51.594	7 -	53.090	85.1	27.107	97.8	20.178	108.8	<b>1:40.375</b>						
2 -	1:10.331	49.9	37.002	47.8	27.796	52.6	2:15.129	8 -	53.287	84.9	27.246	97.8	20.326	<b>109.3</b>	1:40.859					
3 -	1:10.102	53.9	37.237	43.3	21.837	108.1	2:09.176	9 -	53.210	86.0	27.137	98.1	20.107	108.8	1:40.454					
4 -	53.662	<b>86.9</b>	<b>26.812</b>	98.1	20.784	108.6	1:41.258	10 -	53.120	86.1	27.259	97.8	<b>20.042</b>	109.0	1:40.421					
5 -	53.215	85.9	27.175	99.0	20.263	107.7	1:40.653	11 -	53.543	86.1	27.397	98.1	20.231	108.3	1:41.171					
6 -	<b>53.046</b>	84.1	27.243	<b>99.9</b>	20.555	108.3	1:40.844													
<b>6</b>	<b>Marco SORENSEN</b>										<b>Fluid Motorsport Development Ltd</b>									
1 -	83.5	27.746	95.1	<b>20.505</b>	105.9	1:58.065	7 -	54.251		28.080	93.3	20.849	106.2	1:43.180						
2 -	1:10.735	44.2	37.253	48.3	28.294	43.5	2:16.282	8 -	54.351	<b>85.2</b>	27.774	96.0	20.693	106.9	1:42.818					
3 -	1:09.891	52.4	34.586	55.4	22.052	104.6	2:06.529	9 -	53.953	83.0	27.829	94.8	20.536	<b>107.2</b>	1:42.318					
4 -	54.983	84.3	28.119	95.5	20.730	104.2	1:43.832	10 -	<b>53.781</b>	84.7	<b>27.660</b>	<b>97.0</b>	20.568	106.4	<b>1:42.009</b>					
5 -	54.810	82.2	27.805	95.1	20.941	104.9	1:43.556	11 -	54.794	80.5	28.019	90.0	21.290	99.6	1:44.103					
6 -	55.210	84.4	28.127	87.8	20.744	<b>107.2</b>	1:44.081													
<b>11</b>	<b>Adrian CAMPFIELD</b>										<b>Kevin Mills Racing</b>									
1 -	82.7	28.236	96.4	20.772	107.0	2:08.392	7 -	<b>54.400</b>	<b>84.3</b>	<b>27.632</b>	<b>98.3</b>	20.524	106.2	<b>1:42.556</b>						
2 -	1:05.674	33.1	37.514	52.9	28.494	48.2	2:11.682	8 -	55.325	82.7	27.867	96.1	20.862	107.0	1:44.054					
3 -	1:07.889	47.5	34.647	63.4	21.687	106.4	2:04.223	9 -	55.239	83.2	28.158	92.3	20.855	106.5	1:44.252					
4 -	56.412	80.7	28.018	93.6	21.052	107.2	1:45.482	10 -	54.939	83.0	27.938	93.7	21.195	104.1	1:44.072					
5 -	54.496	80.8	28.110	98.0	<b>20.445</b>	<b>107.4</b>	1:43.051	11 -	56.426	81.9	29.310	90.8	22.180	70.0	1:47.916					
6 -	55.113	81.0	28.006	97.1	20.505	107.0	1:43.624													
<b>15</b>	<b>Philippe LAYAC</b>										<b>JTR</b>									
1 -	83.7	<b>26.892</b>	97.3	20.714	109.1	1:48.307	7 -	<b>53.501</b>	84.5	27.080	90.0	20.728	108.6	<b>1:41.309</b>						
2 -	1:12.167	53.5	36.420	47.9	27.655	59.3	2:16.242	8 -	54.437	83.2	27.150	93.3	20.823	109.7	1:42.410					
3 -	1:11.472	52.7	36.804	50.0	22.169	109.0	2:10.445	9 -	54.096	84.6	27.477	98.1	20.909	<b>110.2</b>	1:42.482					
4 -	54.173	<b>85.7</b>	27.565	89.6	20.866	107.2	1:42.604	10 -	53.763	82.3	27.159	<b>100.3</b>	20.973	<b>110.2</b>	1:41.895					
5 -	54.361	84.1	27.436	98.5	<b>20.312</b>	109.3	1:42.109	11 -	55.180	83.0	28.035	94.8	26.807	106.0	1:50.022					
6 -	53.793	83.2	27.006	92.3	20.669	108.8	1:41.468													
<b>16</b>	<b>Alex JONES</b>										<b>Kevin Mills Racing</b>									
1 -	81.9	<b>27.655</b>	<b>98.4</b>	<b>20.941</b>	95.6	1:52.865	3 -	1:10.465	56.8	36.369	46.0	22.258	107.0	2:09.092						
2 -	1:10.300	46.8	36.801	47.9	27.838	57.4	2:14.939	4 -	<b>55.223</b>	<b>83.8</b>	28.510	88.9	21.027	<b>107.6</b>	<b>1:44.760</b>					
<b>18</b>	<b>Francisco WEILER</b>										<b>Red Devil Team Comtec</b>									
1 -	81.5	27.804	94.5	21.060	89.9	2:01.817	7 -	57.533	76.3	28.816	96.8	20.986	104.1	1:47.335						
2 -	1:08.034	42.7	37.233	46.7	28.041	45.1	2:13.308	8 -	<b>54.750</b>	82.0	27.581	<b>97.4</b>	<b>20.811</b>	<b>105.2</b>	<b>1:43.142</b>					

Rockingham International  
Circuit Length = 1.9400 miles  
Start: 15:08 End: 15:29

Weather / Track : Rain / Wet

# British Formula Ford Championship

## RACE 8 - SECTOR ANALYSIS

3 -	1:09.548	51.7	34.790	53.6	22.267	103.3	2:06.605	9 -	55.420	82.0	27.680	95.2	20.945	103.3	1:44.045	
4 -	55.586	<b>83.9</b>	27.703	93.6	21.291	104.6	1:44.580	10 -	55.532	81.6	<b>27.362</b>	95.9	21.042	103.1	1:43.936	
5 -	55.612	83.3	27.535	97.1	21.327	103.4	1:44.474	11 -	55.648	79.5	28.064	95.5	21.742	97.7	1:45.454	
6 -	55.835	82.2	27.693	97.3	21.556	104.2	1:45.084									
<b>20</b>	<b>Matt DOBSON</b>							<b>4D Motorsport</b>								
1 -	78.0	28.007	91.6	21.212	102.6	2:03.240	7 -	56.347	79.5	28.050	93.7	20.989	104.9	1:45.386		
2 -	1:07.977	38.7	37.658	44.1	27.623	45.8	2:13.258	8 -	<b>55.630</b>	79.1	<b>27.986</b>	88.9	21.203	105.5	<b>1:44.819</b>	
3 -	1:09.545	51.7	34.364	58.2	22.799	104.4	2:06.708	9 -	56.846	80.0	28.028	94.3	<b>20.982</b>	105.7	1:45.856	
4 -	56.855	80.3	28.218	92.6	21.036	<b>106.0</b>	1:46.109	10 -	55.810	80.6	28.219	93.2	21.086	105.0	1:45.115	
5 -	57.267	80.0	28.408	90.0	21.095	105.9	1:46.770	11 -	55.924	<b>80.9</b>	28.183	<b>94.9</b>	21.017	105.7	1:45.124	
6 -	56.257	79.7	28.162	93.5	21.334	104.7	1:45.753									
<b>22</b>	<b>Peter DAGLISH</b>															
1 -	80.7	28.069	<b>94.1</b>	<b>20.843</b>	95.4	2:03.729	7 -	57.146	77.0	28.916	92.4	21.469	103.6	1:47.531		
2 -	1:08.155	42.3	37.659	41.8	28.029	42.5	2:13.843	8 -	55.747	82.1	28.317	91.3	21.386	102.6	1:45.450	
3 -	1:09.194	51.4	34.262	63.8	22.790	104.6	2:06.246	9 -	<b>55.736</b>	<b>83.7</b>	28.268	88.4	21.238	103.6	<b>1:45.242</b>	
4 -	58.905	71.1	28.909	90.0	21.759	<b>104.7</b>	1:49.573	10 -	58.459	83.5	28.250	91.8	21.364	103.3	1:48.073	
5 -	57.302	82.6	<b>28.044</b>	93.9	21.221	103.4	1:46.567	11 -	56.760	82.2	28.572	91.4	21.555	97.4	1:46.887	
6 -	56.907	81.6	28.154	91.7	21.550	103.0	1:46.611									
<b>23</b>	<b>Chris MALIEPAARD</b>							<b>Getem Racing</b>								
1 -	<b>84.3</b>	27.263	94.4	<b>20.657</b>	106.2	1:47.679	7 -	54.692	83.7	27.345	95.2	20.920	106.5	1:42.957		
2 -	1:11.965	55.6	36.727	48.7	27.528	55.9	2:16.220	8 -	54.360	83.4	27.195	92.9	20.924	106.0	1:42.479	
3 -	1:11.347	60.2	36.935	47.5	22.461	<b>108.6</b>	2:10.743	9 -	54.237	<b>84.3</b>	27.562	96.3	20.863	108.3	1:42.662	
4 -	54.151	<b>84.3</b>	<b>27.085</b>	<b>97.8</b>	20.965	107.6	1:42.201	10 -	<b>53.735</b>	83.9	27.338	96.0	20.737	107.6	<b>1:41.810</b>	
5 -						107.2	1:38.898 D	11 -	53.963	83.4	27.471	95.1	20.958	105.9	1:42.392	
6 -	54.916	83.7	27.132	97.0	21.191	107.7	1:43.239									
<b>24</b>	<b>Rogier DE WIT</b>							<b>JTR</b>								
1 -	81.1	27.349	98.8	20.730	98.2	1:52.938	7 -	53.956	82.6	28.194	97.3	20.404	107.4	1:42.554		
2 -	1:10.707	44.7	36.671	48.6	28.056	57.1	2:15.434	8 -	<b>53.195</b>	83.7	26.926	97.8	20.185	109.1	<b>1:40.306</b>	
3 -	1:10.152	56.0	36.417	44.6	22.256	108.4	2:08.825	9 -	53.847	85.1	26.893	<b>99.9</b>	<b>20.066</b>	109.0	1:40.806	
4 -	53.870	82.3	<b>26.848</b>	97.5	20.491	109.3	1:41.209	10 -	53.412	85.1	27.024	98.8	20.072	109.1	1:40.508	
5 -	53.350	83.3	27.096	99.3	20.140	110.0	1:40.586	11 -	53.358	<b>85.6</b>	27.095	99.0	20.104	108.3	1:40.557	
6 -	53.289	82.6	26.977	97.8	20.105	<b>110.2</b>	1:40.371									
<b>44</b>	<b>Felix SCOTT</b>							<b>Wrensport</b>								
1 -	79.4	28.103	96.4	21.075	91.5	2:05.639	7 -	56.759	81.4	<b>27.876</b>	93.7	20.942	105.0	1:45.577		
2 -	1:07.072	41.1	37.578	37.7	28.025	44.7	2:12.675	8 -	55.604	79.7	27.973	96.7	20.672	104.4	1:44.249	
3 -	1:09.141	45.7	34.517	65.5	22.085	104.7	2:05.743	9 -	55.247	79.7	28.119	<b>97.0</b>	20.703	104.9	1:44.069	
4 -	58.522	70.2	28.094	96.0	21.298	104.7	1:47.914	10 -	<b>54.543</b>	<b>81.5</b>	27.964	94.4	20.678	104.7	<b>1:43.185</b>	
5 -	56.074	78.7	27.945	96.7	21.974	103.3	1:45.993	11 -	55.730	74.1	28.370	96.7	<b>20.558</b>	<b>105.2</b>	1:44.658	
6 -	55.919	78.4	28.080	95.7	21.144	104.2	1:45.143									
<b>46</b>	<b>Jamie JARDINE</b>							<b>Acer Motorsport</b>								
1 -	77.6	28.816	84.8	In		2:22.848 P	7 -	54.758	82.6	27.763	94.1	21.172	105.4	1:43.693		
2 -	Out	77.4	28.930	85.2	22.252	95.9	2:18.270	8 -	55.736	80.9	27.344	96.6	20.934	105.0	1:44.014	
3 -	59.935	78.3	28.400	90.9	21.187	104.1	1:49.522	9 -	54.846	82.5	27.275	<b>98.3</b>	<b>20.540</b>	106.4	1:42.661	
4 -	55.743	77.8	27.509	97.5	20.645	104.7	1:43.897	10 -	54.891	80.6	26.960	98.1	20.553	<b>106.7</b>	<b>1:42.404</b>	
5 -	56.760	81.3	27.904	84.1	21.200	106.2	1:45.864	11 -	<b>54.331</b>	81.9	27.225	94.4	21.658	106.5	1:43.214	
6 -	55.315	<b>83.5</b>	<b>26.957</b>	90.6	21.225	106.0	1:43.497									
<b>55</b>	<b>Daniel WALKER</b>							<b>Slidesports</b>								
1 -	78.9	28.344	95.6	20.710	92.5	2:02.384	5 -	55.792	<b>81.7</b>	<b>28.074</b>	<b>98.1</b>	In		5:27.658 P		
2 -	1:08.048	41.2	37.707	45.9	27.534	44.8	2:13.289	6 -	Out		29.438	89.1	21.221	103.1	3:52.471	
3 -	1:09.537	49.4	34.559	52.5	22.530	103.3	2:06.626	7 -	<b>55.294</b>	80.0	28.546	96.0	21.360	101.4	1:45.200	
4 -	55.781		28.384	95.2	<b>20.583</b>	<b>104.6</b>	<b>1:44.748</b>	8 -	56.508	78.8	28.615	92.9	21.319	102.2	1:46.442	
<b>58</b>	<b>Linton STUTELEY</b>							<b>Getem Racing/thebigcoldturkey.com</b>								
1 -	79.9	27.765	98.4	20.829	97.6	1:56.934	7 -	54.267	81.6	27.814	97.1	20.426	107.4	1:42.507		
2 -	1:10.630	41.2	36.950	44.4	28.921	42.9	2:16.501	8 -	54.058	79.9	27.869	98.8	20.407	<b>107.6</b>	1:42.334	
3 -	1:09.058	55.0	35.310	46.3	22.154	105.9	2:06.522	9 -	<b>54.050</b>	<b>82.7</b>	27.652	99.0	<b>20.398</b>	107.4	<b>1:42.100</b>	
4 -	55.021	82.1	<b>27.524</b>	<b>99.3</b>	20.555	107.0	1:43.100	10 -	54.382	80.5	27.725	98.7	20.577	107.0	1:42.684	

Rockingham International  
Circuit Length = 1.9400 miles  
Start: 15:08 End: 15:29

Weather / Track : Rain / Wet

# British Formula Ford Championship

## RACE 8 - SECTOR ANALYSIS

5 -	55.176	81.9	27.890	97.8	20.789	107.2	1:43.855	11 -	54.228	80.5	27.715	97.3	20.969	106.7	1:42.912
6 -	55.667	80.2	27.811	98.3	20.497	<b>107.6</b>	1:43.975								
<b>60</b>	<b>Henk VUIK JNR</b>			<b>Vuik Racing</b>											
1 -		<b>83.5</b>	27.327	94.9	20.607	104.4	1:55.673	7 -	56.343	77.4	27.442	91.4	20.572	107.0	1:44.357
2 -	1:11.137	40.8	36.868	45.3	28.467	49.5	2:16.472	8 -	54.006	82.8	27.229	97.7	20.755	<b>107.9</b>	1:41.990
3 -	1:09.530	55.4	35.371	46.3	22.005	106.9	2:06.906	9 -	53.779	81.1	27.352	<b>97.8</b>	20.303	106.7	1:41.434
4 -	1:01.911	78.8	28.224	86.5	21.249	106.2	1:51.384	10 -	53.890	82.6	27.218	97.0	<b>20.289</b>	106.2	1:41.397
5 -	54.698	80.0	27.791	93.5	20.784	107.0	1:43.273	11 -	<b>53.622</b>	80.3	<b>27.190</b>	91.9	20.564	102.0	<b>1:41.376</b>
6 -	54.967	81.5	27.734	88.9	20.668	107.2	1:43.369								
<b>61</b>	<b>Rogier JONGEJANS</b>			<b>Vuik Racing</b>											
1 -		81.0	<b>27.189</b>	<b>99.7</b>	20.878	101.9	1:53.496	7 -	54.814	78.0	27.512	96.7	20.450	107.2	1:42.776
2 -	1:11.110	42.8	36.518	47.2	28.468	54.3	2:16.096	8 -	54.612	82.0	27.347	99.4	20.214	107.4	1:42.173
3 -	1:09.830	54.8	36.015	45.0	22.189	<b>107.9</b>	2:08.034	9 -	<b>53.992</b>	<b>83.8</b>	27.330	98.0	20.412	107.6	<b>1:41.734</b>
4 -	55.170	81.6	27.341	99.4	23.119	107.0	1:45.630	10 -	54.552	81.7	27.916	97.8	<b>20.168</b>	107.7	1:42.636
5 -	55.229	81.1	27.769	96.1	20.783	106.4	1:43.781	11 -	54.648	79.4	27.376	94.7	20.946	105.9	1:42.970
6 -	56.211	82.7	27.542	95.6	20.553	107.4	1:44.306								
<b>98</b>	<b>Matt HAMILTON</b>			<b>JTR</b>											
1 -		81.0	27.464	89.8	20.706	105.5	1:53.870	7 -	53.479	83.3	27.210	96.3	20.587	109.0	1:41.276
2 -	1:11.247	44.1	37.086	47.8	28.088	50.0	2:16.421	8 -	<b>53.331</b>	83.4	27.334	94.5	20.601	108.8	1:41.266
3 -	1:09.730	56.9	36.046	46.2	21.892	109.1	2:07.668	9 -	53.997	83.1	27.316	95.9	<b>20.457</b>	<b>109.8</b>	1:41.770
4 -	55.054	80.3	27.311	96.1	20.503	108.4	1:42.868	10 -	53.388	<b>84.4</b>	<b>27.016</b>	<b>97.8</b>	20.520	109.5	<b>1:40.924</b>
5 -	53.928	84.2	27.423	90.7	20.962	108.4	1:42.313	11 -	54.497	84.0	27.492	92.9	32.553	108.3	1:54.542
6 -	53.656	84.3	27.490	90.2	20.691	108.6	1:41.837								
<b>99</b>	<b>Chrissy PALMER</b>			<b>Sterling Motorsport</b>											
1 -		85.4	27.081	97.5	20.746	104.7	1:50.836	7 -	<b>53.664</b>	84.4	27.262	96.3	20.616	107.2	<b>1:41.542</b>
2 -	1:10.620	46.1	36.113	50.8	27.975	66.3	2:14.708	8 -	53.878	85.2	27.140	97.3	<b>20.594</b>	107.4	1:41.612
3 -	1:10.942	53.7	36.921	49.3	21.953	107.2	2:09.816	9 -	53.780	84.2	27.280	96.0	20.875	107.0	1:41.935
4 -	55.961	83.5	<b>27.058</b>	97.8	20.706	108.1	1:43.725	10 -	53.781	81.4	27.214	<b>98.8</b>	20.822	105.4	1:41.817
5 -	53.696	<b>86.0</b>	27.413	96.1	20.706	107.6	1:41.815	11 -	54.711	83.3	27.733	97.3	20.752	<b>108.8</b>	1:43.196
6 -	53.702	85.3	27.228	98.3	20.703	107.9	1:41.633								

# British Formula Ford Championship

## RACE 8 - SPEED TRAPS

SECTOR 1				SECTOR 2			FINISH LINE			
POS	NO	NAME	MPH	NO	NAME	MPH	NO	NAME	MPH	
1	4	Wayne BOYD	87.3	15	Phillippe LAYAC	100.3	15	Phillippe LAYAC	110.2	
2	5	Victor CORREA	86.9	5	Victor CORREA	99.9	24	Rogier DE WIT	110.2	
3	3	Tim BLANCHARD	86.5	24	Rogier DE WIT	99.9	4	Wayne BOYD	110.0	
4	99	Chrissy PALMER	86.0	61	Rogier JONGEJANS	99.7	98	Matt HAMILTON	109.8	
5	15	Phillippe LAYAC	85.7	3	Tim BLANCHARD	99.6	3	Tim BLANCHARD	109.5	
6	24	Rogier DE WIT	85.6	4	Wayne BOYD	99.6	5	Victor CORREA	109.3	
7	6	Marco SORENSEN	85.2	58	Linton STUTELEY	99.3	99	Chrissy PALMER	108.8	
8	2	James COLE	84.5	99	Chrissy PALMER	98.8	23	Chris MALIEPAARD	108.6	
9	98	Matt HAMILTON	84.4	16	Alex JONES	98.4	2	James COLE	108.1	
10	11	Adrian CAMPFIELD	84.3	11	Adrian CAMPFIELD	98.3	60	Henk VUIK JNR	107.9	
11	23	Chris MALIEPAARD	84.3	46	Jamie JARDINE	98.3	61	Rogier JONGEJANS	107.9	
12	18	Francisco WEILER	83.9	55	Daniel WALKER	98.1	16	Alex JONES	107.6	
13	16	Alex JONES	83.8	23	Chris MALIEPAARD	97.8	58	Linton STUTELEY	107.6	
14	61	Rogier JONGEJANS	83.8	60	Henk VUIK JNR	97.8	11	Adrian CAMPFIELD	107.4	
15	22	Peter DAGLISH	83.7	98	Matt HAMILTON	97.8	6	Marco SORENSEN	107.2	
16	46	Jamie JARDINE	83.5	18	Francisco WEILER	97.4	46	Jamie JARDINE	106.7	
17	60	Henk VUIK JNR	83.5	6	Marco SORENSEN	97.0	20	Matt DOBSON	106.0	
18	58	Linton STUTELEY	82.7	44	Felix SCOTT	97.0	18	Francisco WEILER	105.2	
19	55	Daniel WALKER	81.7	2	James COLE	95.9	44	Felix SCOTT	105.2	
20	44	Felix SCOTT	81.5	20	Matt DOBSON	94.9	22	Peter DAGLISH	104.7	
21	20	Matt DOBSON	80.9	22	Peter DAGLISH	94.1	55	Daniel WALKER	104.6	

Weather / Track : Rain / Wet

www.tsl-timing.com

Rockingham International  
Circuit Length = 1.9400 miles  
Start: 15:08 End: 15:29

Printed - 15.31 Monday, 26 May 2008

# British Formula Ford Championship

## RACE 8 - BEST SECTOR TIMES

SECTOR 1			SECTOR 2			SECTOR 3			IDEAL / BEST COMPARISON						
POS	NO	NAME	TIME	NO	NAME	TIME	NO	NAME	TIME	POS	NO	NAME	IDEAL	BEST	DIFF
1	4	BOYD	52.250	4	BOYD	26.578	3	BLANCHARD	19.972	1	4	BOYD	1:38.911	1:38.911	0.000
2	3	BLANCHARD	52.403	3	BLANCHARD	26.644	5	CORREA	20.042	2	3	BLANCHARD	1:39.019	1:39.041	0.022
3	5	CORREA	53.046	5	CORREA	26.812	24	DE WIT	20.066	3	5	CORREA	1:39.900	1:40.375	0.475
4	24	DE WIT	53.195	2	COLE	26.843	4	BOYD	20.083	4	24	DE WIT	1:40.109	1:40.306	0.197
5	98	HAMILTON	53.331	24	DE WIT	26.848	61	JONGEJANS	20.168	5	15	LAYAC	1:40.705	1:41.309	0.604
6	15	LAYAC	53.501	15	LAYAC	26.892	2	COLE	20.287	6	98	HAMILTON	1:40.804	1:40.924	0.120
7	60	VUIK JNR	53.622	46	JARDINE	26.957	60	VUIK JNR	20.289	7	2	COLE	1:41.005	1:41.399	0.394
8	99	PALMER	53.664	98	HAMILTON	27.016	15	LAYAC	20.312	8	60	VUIK JNR	1:41.101	1:41.376	0.275
9	23	MALIEPAARD	53.735	99	PALMER	27.058	58	STUTELEY	20.398	9	99	PALMER	1:41.316	1:41.542	0.226
10	6	SORENSEN	53.781	23	MALIEPAARD	27.085	11	CAMPFIELD	20.445	10	61	JONGEJANS	1:41.349	1:41.734	0.385
11	2	COLE	53.875	61	JONGEJANS	27.189	98	HAMILTON	20.457	11	23	MALIEPAARD	1:41.477	1:41.810	0.333
12	61	JONGEJANS	53.992	60	VUIK JNR	27.190	6	SORENSEN	20.505	12	46	JARDINE	1:41.828	1:42.404	0.576
13	58	STUTELEY	54.050	18	WEILER	27.362	46	JARDINE	20.540	13	6	SORENSEN	1:41.946	1:42.009	0.063
14	46	JARDINE	54.331	58	STUTELEY	27.524	44	SCOTT	20.558	14	58	STUTELEY	1:41.972	1:42.100	0.128
15	11	CAMPFIELD	54.400	11	CAMPFIELD	27.632	55	WALKER	20.583	15	11	CAMPFIELD	1:42.477	1:42.556	0.079
16	44	SCOTT	54.543	16	JONES	27.655	99	PALMER	20.594	16	18	WEILER	1:42.923	1:43.142	0.219
17	18	WEILER	54.750	6	SORENSEN	27.660	23	MALIEPAARD	20.657	17	44	SCOTT	1:42.977	1:43.185	0.208
18	16	JONES	55.223	44	SCOTT	27.876	18	WEILER	20.811	18	16	JONES	1:43.819	1:44.760	0.941
19	55	WALKER	55.294	20	DOBSON	27.986	22	DAGLISH	20.843	19	55	WALKER	1:43.951	1:44.748	0.797
20	20	DOBSON	55.630	22	DAGLISH	28.044	16	JONES	20.941	20	20	DOBSON	1:44.598	1:44.819	0.221
21	22	DAGLISH	55.736	55	WALKER	28.074	20	DOBSON	20.982	21	22	DAGLISH	1:44.623	1:45.242	0.619
											Perfect Lap		1:38.800		

# British Formula Ford Championship

## RACE 8 - LAP CHART

Lap 1			Lap 2			Lap 3			Lap 4			Lap 5		
No	Behind	Laptime	No	Behind	Laptime	No	Behind	Laptime	No	Behind	Laptime	No	Behind	Laptime
4		1:45.210	4		2:16.006	4		2:12.805	4		1:40.015	4		1:40.347
3	0.621	1:45.831	3	1.657	2:17.042	3	0.236	2:11.384	3	0.688	1:40.467	3	0.521	1:40.180
23	2.469	1:47.679	23	2.683	2:16.220	23	0.621	2:10.743	23	2.807	1:42.201	23	1.358	1:38.898
15	3.097	1:48.307	15	3.333	2:16.242	15	0.973	2:10.445	5	3.121	1:41.258	5	3.427	1:40.653
99	5.626	1:50.836	99	4.328	2:14.708	99	1.339	2:09.816	15	3.562	1:42.604	24	4.609	1:40.586
5	6.384	1:51.594	5	5.507	2:15.129	5	1.878	2:09.176	24	4.370	1:41.209	15	5.324	1:42.109
16	7.655	1:52.865	16	6.588	2:14.939	16	2.875	2:09.092	99	5.049	1:43.725	99	6.517	1:41.815
24	7.728	1:52.938	24	7.156	2:15.434	24	3.176	2:08.825	98	6.791	1:42.868	98	8.757	1:42.313
61	8.286	1:53.496	61	8.376	2:16.096	61	3.605	2:08.034	16	7.620	1:44.760	2	9.264	1:41.764
98	8.660	1:53.870	98	9.075	2:16.421	98	3.938	2:07.668	2	7.847	1:43.225	58	12.529	1:43.855
2	9.393	1:54.603	2	10.108	2:16.721	2	4.637	2:07.334	58	9.021	1:43.100	61	12.654	1:43.781
60	10.463	1:55.673	60	10.929	2:16.472	60	5.030	2:06.906	61	9.220	1:45.630	6	13.881	1:43.556
58	11.724	1:56.934	58	12.219	2:16.501	58	5.936	2:06.522	6	10.672	1:43.832	18	16.401	1:44.474
6	12.855	1:58.065	6	13.131	2:16.282	6	6.855	2:06.529	18	12.274	1:44.580	11	18.447	1:43.051
18	16.607	2:01.817	18	13.909	2:13.308	18	7.709	2:06.605	55	13.011	1:44.748	60	19.325	1:43.273
55	17.174	2:02.384	55	14.457	2:13.289	55	8.278	2:06.626	20	15.279	1:46.109	20	21.702	1:46.770
20	18.030	2:03.240	20	15.282	2:13.258	20	9.185	2:06.708	11	15.743	1:45.482	44	23.581	1:45.993
22	18.519	2:03.729	22	16.356	2:13.843	22	9.797	2:06.246	60	16.399	1:51.384	22	25.575	1:46.567
44	20.429	2:05.639	44	17.098	2:12.675	44	10.036	2:05.743	44	17.935	1:47.914	46	26.018	1:45.864
11	23.182	2:08.392	11	18.858	2:11.682	11	10.276	2:04.223	22	19.355	1:49.573			
46	37.638	2:22.848	46	39.902	2:18.270 P	46	16.619	1:49.522	46	20.501	1:43.897			

# British Formula Ford Championship

## RACE 8 - LAP CHART

Lap 6			Lap 7			Lap 8			Lap 9			Lap 10		
No	Behind	Laptime	No	Behind	Laptime	No	Behind	Laptime	No	Behind	Laptime	No	Behind	Laptime
4		1:39.744	4		1:39.233	4		1:39.537	4		1:39.311	4		1:38.911
3	0.483	1:39.706	3	0.814	1:39.564	3	0.967	1:39.690	3	1.176	1:39.520	3	1.306	1:39.041
5	4.527	1:40.844	5	5.669	1:40.375	5	6.991	1:40.859	5	8.134	1:40.454	5	9.644	1:40.421
23	4.853	1:43.239	24	8.557	1:42.554	24	9.326	1:40.306	24	10.821	1:40.806	24	12.418	1:40.508
24	5.236	1:40.371	23	8.577	1:42.957	23	11.519	1:42.479	23	14.870	1:42.662	23	17.769	1:41.810
15	7.048	1:41.468	15	9.124	1:41.309	15	11.997	1:42.410	15	15.168	1:42.482	15	18.152	1:41.895
99	8.406	1:41.633	99	10.715	1:41.542	99	12.790	1:41.612	99	15.414	1:41.935	99	18.320	1:41.817
98	10.850	1:41.837	98	12.893	1:41.276	98	14.622	1:41.266	98	17.081	1:41.770	98	19.094	1:40.924
2	11.976	1:42.456	2	15.090	1:42.347	2	17.277	1:41.724	2	19.365	1:41.399	2	21.987	1:41.533
58	16.760	1:43.975	58	20.034	1:42.507	58	22.831	1:42.334	58	25.620	1:42.100	58	29.393	1:42.684
61	17.216	1:44.306	61	20.759	1:42.776	61	23.395	1:42.173	61	25.818	1:41.734	61	29.543	1:42.636
6	18.218	1:44.081	6	22.165	1:43.180	6	25.446	1:42.818	6	28.453	1:42.318	6	31.551	1:42.009
18	21.741	1:45.084	11	25.650	1:42.556	11	30.167	1:44.054	60	32.650	1:41.434	60	35.136	1:41.397
11	22.327	1:43.624	60	28.074	1:44.357	60	30.527	1:41.990	11	35.108	1:44.252	11	40.269	1:44.072
60	22.950	1:43.369	18	29.843	1:47.335	18	33.448	1:43.142	18	38.182	1:44.045	18	43.207	1:43.936
20	27.711	1:45.753	20	33.864	1:45.386	46	38.708	1:44.014	46	42.058	1:42.661	46	45.551	1:42.404
44	28.980	1:45.143	46	34.231	1:43.693	20	39.146	1:44.819	44	44.794	1:44.069	44	49.068	1:43.185
46	29.771	1:43.497	44	35.324	1:45.577	44	40.036	1:44.249	20	45.691	1:45.856	20	51.895	1:45.115
22	32.442	1:46.611	22	40.740	1:47.531	22	46.653	1:45.450	22	52.584	1:45.242	22	1:01.746	1:48.073
			55	2 LAPS	5:27.658				55	3 LAPS	3:52.471	55	3 LAPS	1:45.200

# British Formula Ford Championship

## RACE 8 - LAP CHART

Lap 11		
No	Behind	Laptime
4		1:39.643
3	0.925	1:39.262
5	11.172	1:41.171
24	13.332	1:40.557
23	20.518	1:42.392
99	21.873	1:43.196
2	23.814	1:41.470
15	28.531	1:50.022
58	32.662	1:42.912
61	32.870	1:42.970
98	33.993	1:54.542
6	36.011	1:44.103
60	36.869	1:41.376
11	48.542	1:47.916
18	49.018	1:45.454
46	49.122	1:43.214
44	54.083	1:44.658
20	57.376	1:45.124
22	1:08.990	1:46.887
55	3 LAPS	1:46.442

# British Formula Ford Championship

## RACE 8 - POSITION CHART

No	Name	Laps Pos	Laps												
			1	2	3	4	5	6	7	8	9	10	11		
4	BOYD	1	4	4	4	4	4	4	4	4	4	4	4	4	4
3	BLANCHARD	2	3	3	3	3	3	3	3	3	3	3	3	3	3
23	MALIEPAARD	3	23	23	23	23	23	5	5	5	5	5	5	5	5
15	LAYAC	4	15	15	15	5	5	23	24	24	24	24	24	24	24
99	PALMER	5	99	99	99	15	24	24	23	23	23	23	23	23	23
5	CORREA	6	5	5	5	24	15	15	15	15	15	15	15	15	99
16	JONES	7	16	16	16	99	99	99	99	99	99	99	99	99	2
24	DE WIT	8	24	24	24	98	98	98	98	98	98	98	98	98	15
61	JONGEJANS	9	61	61	61	16	2	2	2	2	2	2	2	2	58
98	HAMILTON	10	98	98	98	2	58	58	58	58	58	58	58	58	61
2	COLE	11	2	2	2	58	61	61	61	61	61	61	61	61	98
60	VUIK JNR	12	60	60	60	61	6	6	6	6	6	6	6	6	6
58	STUTELEY	13	58	58	58	6	18	18	11	11	60	60	60	60	60
6	SORENSEN	14	6	6	6	18	11	11	60	60	11	11	11	11	11
18	WEILER	15	18	18	18	55	60	60	18	18	18	18	18	18	18
55	WALKER	16	55	55	55	20	20	20	20	46	46	46	46	46	46
20	DOBSON	17	20	20	20	11	44	44	46	20	44	44	44	44	44
22	DAGLISH	18	22	22	22	60	22	46	44	44	20	20	20	20	20
44	SCOTT	19	44	44	44	44	46	22	22	22	22	22	22	22	22
11	CAMPFIELD	20	11	11	11	22	55	55	55	55					
46	JARDINE	21	46	46	46	46									