

UK FORMULA FORD BRANDS HATCH Qualifying

Classification

Pos	Driver	Team		Time	Lap	Total	Gap First	Gap Prev	Kph
1	69 Nick Tandy	JTR	CC	1:30.546	9	10	-	-	147.2
2	4 Callum MacLeod	Jamun Racing Services	CC	1:30.685	6	11	+0.139	+0.139	147.0
3	2 Jay Bridger	Jamun Racing Services	CC	1:31.167	7	12	+0.621	+0.482	146.2
4	58 Linton Stuteley	Getem Racing/thebigcoldturkey.com	CC	1:31.173	7	12	+0.627	+0.006	146.2
5	56 Steve Roberts	ACER Motorsport	CC	1:31.304	5	12	+0.758	+0.131	146.0
6	10 James Nash	Kevin Mills Racing	CC	1:31.352	6	11	+0.806	+0.048	145.9
7	30 Richard Tannahill	Kevin Mills Racing	CC	1:31.400	5	11	+0.854	+0.048	145.9
8	15 Jesse Krohn	Alan Docking Racing	CC	1:31.590	5	12	+1.044	+0.190	145.5
9	5 Takashi Nagase	Fluid Motorsport Development Ltd	CC	1:31.613	6	10	+1.067	+0.023	145.5
10	42 Adrian Campfield	Celre Racing	CC	1:31.811	10	11	+1.265	+0.198	145.2
11	6 Marc Murray	Fluid Motorsport Development Ltd	CC	1:31.969	7	12	+1.423	+0.158	144.9
12	21 Peter Dempsey	Raysport	GC	1:32.029	12	12	+1.483	+0.060	144.9
13	88 Lee Mumford	Marque Cars	CC	1:32.150	8	12	+1.604	+0.121	144.7
14	11 David Brown	Kevin Mills Racing	CC	1:32.268	11	11	+1.722	+0.118	144.5
15	45 James Stephen	Kartstart	CC	1:32.523	12	12	+1.977	+0.255	144.1
16	3 Sarah Playfair	Jamun Racing Services	CC	1:32.706	5	12	+2.160	+0.183	143.8
17	46 Jamie Jardine	ACER Motorsport	CC	1:32.805	12	12	+2.259	+0.099	143.6
18	87 Roger Orgee	Marque Cars	CC	1:33.600	12	12	+3.054	+0.795	142.4
19	7 Marcus Weller	Fluid Motorsport Development	GC	1:33.614	8	11	+3.068	+0.014	142.4
20	76 Freddie Hunt	JTR	CC	1:33.792	11	11	+3.246	+0.178	142.1
21	68 Daniel Murray	Daniel Murray	CC	1:34.053	2	5	+3.507	+0.261	141.7
22	96 Jason Down	Getem Racing	CC	1:34.522	7	10	+3.976	+0.469	141.0
23	44 Craig Bell	Myerscough College	GC	1:34.536	8	8	+3.990	+0.014	141.0
24	59 Chris Acton	Avenues Race Engineering	SC	1:35.226	9	10	+4.680	+0.690	140.0
25	99 Sean Gaffney	Remita Racing	SC	1:35.583	7	8	+5.037	+0.357	139.5
26	18 Philippe Layac	Avenues Race Engineering	CC	1:36.173	5	6	+5.627	+0.590	138.6
27	20 Matt Dobson	Team Sponsor A diamond.com	GC	1:36.350	10	11	+5.804	+0.177	138.4
28	9 Matthew Payne	Myerscough College	SC	1:38.783	9	10	+8.237	+2.433	135.0

Not classified:

33 Garry Findlay

Garry Findlay

CC

Stewards:


Date:

Time:

Chief Timekeeper:

Date:

Time:



UK FORMULA FORD BRANDS HATCH Qualifying Analysis

2 - Jay Bridger

Jamun Racing Services

Lap	Lap Time	S1	S2	S3
1	1:51.819	47.271	42.150	22.398
2	1:31.882	28.536	41.301	22.045
3	3:18.555 B	30.166		
4	1:58.470	43.096	52.750	22.624
5	1:31.688	28.438	41.273	21.977
6	1:35.309	29.319	42.429	23.561
7	1:31.167	28.189	41.153	21.825
8	1:49.288	31.987	54.941	22.360
9	1:34.734	29.612	43.038	22.084
10	1:31.656	28.248	41.345	22.063
11	1:42.018	28.180	48.376	25.462
12	1:31.949	28.274	41.626	22.049

3 - Sarah Playfair

Jamun Racing Services

Lap	Lap Time	S1	S2	S3
1	2:03.307	52.291	47.571	23.445
2	1:33.821	28.818	42.543	22.460
3	3:21.925 B	33.189		
4	1:40.566	34.472	43.675	22.419
5	1:32.706	28.514	41.992	22.200
6	1:33.321	28.353	42.123	22.845
7	1:33.063	28.838	42.032	22.193
8	1:32.797	28.620	41.984	22.193
9	1:34.865	29.038	43.346	22.481
10	1:33.235	28.773	42.234	22.228
11	1:37.355	30.667	43.913	22.775
12	1:33.169	28.615	42.253	22.301

4 - Callum MacLeod

Jamun Racing Services

Lap	Lap Time	S1	S2	S3
1	1:40.771	37.056	41.890	21.825
2	1:34.158	29.820	42.351	21.987
3	5:02.120 B	29.891	50.251	3:41.978
4	1:35.394	32.331	41.229	21.834
5	1:31.784	27.839	41.845	22.100
6	1:30.685	27.971	41.053	21.661
7	1:30.885	27.834	41.275	21.776
8	1:30.810	28.087	40.914	21.809
9	1:30.711	27.824	41.025	21.862
10	1:32.099	28.238	41.795	22.066
11	1:31.093	28.208	41.080	21.805

5 - Takashi Nagase

Fluid Motorsport Development Ltd

Lap	Lap Time	S1	S2	S3
1	3:16.242	2:10.846	43.183	22.213
2	3:36.214 B	29.618	50.263	2:16.333
3	2:10.525	44.830	1:02.931	22.764
4	1:32.548	28.494	41.922	22.132
5	1:31.905	28.430	41.407	22.068
6	1:31.613	28.241	41.332	22.040
7	1:32.171	28.515	41.617	22.039

8	1:47.398	33.917	50.570	22.911
9	1:32.156	28.261	41.715	22.180
10	1:32.676	28.257	41.967	22.452

6 - Marc Murray

Fluid Motorsport Development Ltd

Lap	Lap Time	S1	S2	S3
1	1:56.437	49.999	43.777	22.661
2	1:33.535	28.349	42.711	22.475
3	3:31.562 B	29.754		
4	1:39.461	32.446	44.384	22.631
5	1:33.151	28.564	42.104	22.483
6	1:32.697	28.348	42.240	22.109
7	1:31.969	28.379	41.655	21.935
8	1:32.390	28.052	42.157	22.181
9	1:33.011	28.427	42.442	22.142
10	1:32.247	28.199	41.881	22.167
11	1:32.700	28.133	42.106	22.461
12	1:32.391	28.220	42.049	22.122

7 - Marcus Weller

Fluid Motorsport Development

Lap	Lap Time	S1	S2	S3
1	2:35.931	1:27.847	44.643	23.441
2	4:24.542 B	29.704	43.300	3:11.538
3	1:41.395	33.904	44.326	23.165
4	1:35.054	29.052	43.288	22.714
5	1:34.241	28.999	42.643	22.599
6	1:34.223	28.649	42.864	22.710
7	1:34.309	28.697	42.963	22.649
8	1:33.614	28.722	42.297	22.595
9	1:34.946	28.819	43.267	22.860
10	1:34.086	28.998	42.437	22.651
11	1:34.571	28.762	43.001	22.808

9 - Matthew Payne

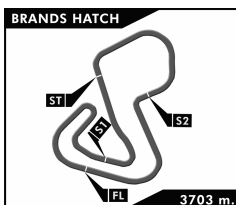
Myerscough College

Lap	Lap Time	S1	S2	S3
1	2:25.086	1:11.996	48.620	24.470
2	5:31.493 B	30.466	46.808	4:14.219
3	1:48.426	36.358	47.395	24.673
4	1:41.372	30.621	46.512	24.239
5	1:40.306	30.497	45.605	24.204
6	1:43.757	30.913	47.146	25.698
7	1:39.454	30.067	45.958	23.429
8	1:40.057	30.668	45.634	23.755
9	1:38.783	30.432	44.890	23.461
10	1:40.347	30.826	45.302	24.219

10 - James Nash

Kevin Mills Racing

Lap	Lap Time	S1	S2	S3
1	1:41.958	38.199	41.715	22.044
2	1:31.528	28.106	41.399	22.023
3	4:32.268 B	30.136	48.547	3:13.585
4	1:34.087	30.672	41.403	22.012
5	1:31.405	27.979	41.380	22.046
6	1:31.352	28.167	41.263	21.922



UK FORMULA FORD BRANDS HATCH Qualifying Analysis

7	1:31.543	28.072	41.610	21.861
8	1:31.627	28.406	41.214	22.007
9	1:32.506	28.280	42.039	22.187
10	1:31.468	28.090	41.288	22.090
11	1:31.484	28.300	41.220	21.964

11 - David Brown

Kevin Mills Racing

Lap	Lap Time	S1	S2	S3
1	1:46.261	40.882	42.858	22.521
2	1:33.082	28.595	42.250	22.237
3	4:25.179 B	29.981	52.774	3:02.424
4	1:36.451	32.420	41.896	22.135
5	1:32.836	28.305	42.260	22.271
6	1:32.571	28.439	41.899	22.233
7	1:32.441	28.225	41.871	22.345
8	1:35.470	30.074	43.059	22.337
9	1:32.960	28.245	42.207	22.508
10	1:34.468	28.980	43.058	22.430
11	1:32.268	28.378	41.757	22.133

15 - Jesse Krohn

Alan Docking Racing

Lap	Lap Time	S1	S2	S3
1	2:13.356	1:08.531	42.429	22.396
2	1:33.448	28.730	42.017	22.701
3	3:22.031 B	36.098		
4	1:36.592	32.290	42.118	22.184
5	1:31.590	28.274	41.324	21.992
6	1:32.412	28.330	41.997	22.085
7	1:32.277	28.484	41.607	22.186
8	1:33.056	28.609	42.270	22.177
9	1:32.516	28.329	42.090	22.097
10	1:32.852	28.347	41.968	22.537
11	1:32.144	28.473	41.592	22.079
12	1:32.054	28.419	41.574	22.061

18 - Philippe Layac

Avenues Race Engineering

Lap	Lap Time	S1	S2	S3
1	12:15.552	...	47.074	23.348
2	1:38.320	29.817	45.277	23.226
3	1:37.741	30.114	44.346	23.281
4	1:36.846	29.624	44.388	22.834
5	1:36.173	29.626	43.611	22.936
6	1:36.397	29.741	43.794	22.862

20 - Matt Dobson

Team Sponsor A diamond.com

Lap	Lap Time	S1	S2	S3
1	2:32.258	1:23.646	44.826	23.786
2	4:06.579 B	30.136	44.667	2:51.776
3	1:41.940	34.168	44.348	23.424
4	1:37.416	29.297	44.334	23.785
5	1:37.702	29.262	45.132	23.308
6	1:37.459	30.565	43.810	23.084
7	1:36.833	29.568	43.431	23.834
8	1:37.103	29.335	44.601	23.167

9	1:37.785	29.265	44.826	23.694
10	1:36.350	29.533	43.858	22.959
11	1:37.385	29.464	44.843	23.078

21 - Peter Dempsey

Raysport

Lap	Lap Time	S1	S2	S3
1	1:50.710	45.999	42.341	22.370
2	1:32.486	28.497	41.534	22.455
3	3:30.420 B	29.038	54.177	2:07.205
4	1:38.265	33.483	42.430	22.352
5	1:32.290	28.424	41.544	22.322
6	1:32.088	28.260	41.258	22.570
7	1:32.158	28.493	41.541	22.124
8	1:32.516	28.654	41.570	22.292
9	1:32.249	28.474	41.529	22.246
10	1:32.461	28.427	41.458	22.576
11	1:32.167	28.413	41.495	22.259
12	1:32.029	28.384	41.428	22.217

30 - Richard Tannahill

Kevin Mills Racing

Lap	Lap Time	S1	S2	S3
1	1:48.860	41.869	44.343	22.648
2	1:32.384	28.452	41.837	22.095
3	4:28.128 B	29.414	53.341	3:05.373
4	1:36.504	32.273	42.110	22.121
5	1:31.400	28.090	41.264	22.046
6	1:31.709	27.960	41.746	22.003
7	1:32.223	28.378	41.579	22.266
8	1:32.256	28.314	41.832	22.110
9	1:33.630	28.247	42.801	22.582
10	1:32.457	28.162	41.954	22.341
11	1:32.661	28.491	42.080	22.090

33 - Garry Findlay


Garry Findlay

Lap	Lap Time	S1	S2	S3
1	2:29.539	1:22.130	44.763	22.646

42 - Adrian Campfield

Celre Racing

Lap	Lap Time	S1	S2	S3
1	2:28.567	1:21.585	44.168	22.814
2	2:07.802 B	28.875	43.505	55.422
3	3:39.456	2:34.548	42.518	22.390
4	1:33.441	28.543	42.623	22.275
5	1:32.930	28.557	42.297	22.076
6	1:31.980	28.402	41.469	22.109
7	1:32.378	28.245	42.220	21.913
8	1:32.157	28.317	41.613	22.227
9	1:31.980	28.435	41.489	22.056
10	1:31.811	28.346	41.321	22.144
11	1:32.323	28.630	41.695	21.998



UK FORMULA FORD BRANDS HATCH Qualifying Analysis

44 - Craig Bell

Myerscough College

Lap	Lap Time	S1	S2	S3
1	2:28.582	1:20.057	45.066	23.459
2	4:38.163 B	29.882	44.328	3:23.953
3	1:41.687	34.823	43.779	23.085
4	1:35.258	29.505	42.952	22.801
5	1:34.658	29.125	42.727	22.806
6	1:35.335	29.177	42.912	23.246
7	1:35.584	29.304	43.113	23.167
8	1:34.536	29.156	42.721	22.659

45 - James Stephen

Kartstart

Lap	Lap Time	S1	S2	S3
1	1:58.286	51.092	44.119	23.075
2	1:35.049	29.903	42.536	22.610
3	3:12.517 B	32.402		
4	1:40.879	34.678	43.259	22.942
5	1:32.704	28.247	41.985	22.472
6	1:34.002	28.720	42.748	22.534
7	1:35.690	29.190	43.985	22.515
8	1:32.736	28.452	41.850	22.434
9	1:34.405	29.544	42.529	22.332
10	1:36.812	28.869	43.411	24.532
11	1:36.438	29.050	44.436	22.952
12	1:32.523	28.345	41.848	22.330

46 - Jamie Jardine

ACER Motorsport

Lap	Lap Time	S1	S2	S3
1	2:06.714	57.647	45.147	23.920
2	1:34.623	29.571	42.318	22.734
3	3:22.206 B	34.887		
4	1:38.482	33.045	43.208	22.229
5	1:34.054	29.205	42.438	22.411
6	1:34.176	28.833	43.081	22.262
7	1:32.991	28.796	41.856	22.339
8	1:33.444	28.947	42.076	22.421
9	1:34.138	28.959	42.768	22.411
10	1:34.041	29.012	41.974	23.055
11	1:33.091	29.032	41.919	22.140
12	1:32.805	28.952	41.840	22.013

56 - Steve Roberts

ACER Motorsport

Lap	Lap Time	S1	S2	S3
1	2:19.040	1:14.125	42.456	22.459
2	1:31.779	28.315	41.346	22.118
3	3:03.979 B	33.877		
4	1:38.526	33.322	42.615	22.589
5	1:31.304	28.060	41.192	22.052
6	1:37.878	28.181	47.189	22.508
7	1:31.559	28.326	41.263	21.970
8	1:35.009	28.300	42.451	24.258
9	1:31.686	28.237	41.453	21.996
10	1:31.901	28.050	41.334	22.517

11	1:42.043	31.003	47.004	24.036
12	1:31.454	28.121	41.388	21.945

58 - Linton Stuteley

Getem Racing/thebigcoldturkey.com

Lap	Lap Time	S1	S2	S3
1	2:17.230	1:12.049	42.843	22.338
2	1:31.772	28.331	41.492	21.949
3	3:35.039 B	34.642		
4	1:37.380	32.606	42.642	22.132
5	1:31.554	28.227	41.413	21.914
6	1:32.001	28.906	41.306	21.789
7	1:31.173	27.991	41.278	21.904
8	1:31.397	27.959	41.484	21.954
9	1:33.786	29.292	42.514	21.980
10	1:37.405	28.857	45.865	22.683
11	1:31.816	28.160	41.659	21.997
12	1:33.316	29.493	41.740	22.083

59 - Chris Acton

Avenues Race Engineering

Lap	Lap Time	S1	S2	S3
1	2:45.584	1:33.413	48.201	23.970
2	4:03.004 B	31.229	51.234	2:40.541
3	1:45.914	35.762	46.300	23.852
4	1:37.476	29.915	44.319	23.242
5	1:41.493	30.578	47.785	23.130
6	1:35.978	29.340	43.477	23.161
7	1:36.347	29.514	43.659	23.174
8	1:57.539	41.683	52.141	23.715
9	1:35.226	29.274	42.923	23.029
10	1:38.207	29.229	45.410	23.568

68 - Daniel Murray


Daniel Murray

Lap	Lap Time	S1	S2	S3
1	1:58.333	51.825	43.765	22.743
2	1:34.053	29.451	42.312	22.290
3	3:12.434 B	32.235		
4	1:39.867	34.977	42.233	22.657
5	1:40.722	28.391	45.937	26.394

69 - Nick Tandy

JTR

Lap	Lap Time	S1	S2	S3
1	2:06.279	57.106	44.996	24.177
2	1:31.259	28.252	41.107	21.900
3	3:12.129 B	34.971		
4	1:36.744	32.030	42.058	22.656
5	1:31.108	27.943	40.986	22.179
6	1:30.746	27.777	41.146	21.823
7	1:31.102	28.116	41.084	21.902
8	1:31.007	27.873	41.202	21.932
9	1:30.546	27.927	40.843	21.776
10	1:30.585	27.822	40.841	21.922



UK FORMULA FORD BRANDS HATCH Qualifying Analysis

76 - Freddie Hunt

JTR

Lap	Lap Time	S1	S2	S3
1	2:31.735	1:21.489	46.507	23.739
2	4:09.441 B	31.634	44.495	2:53.312
3	1:39.807	33.195	43.640	22.972
4	1:37.507	29.889	43.812	23.806
5	1:46.782	29.744	52.636	24.402
6	1:37.358	31.400	42.808	23.150
7	1:33.921	29.076	42.282	22.563
8	1:33.853	29.213	42.286	22.354
9	1:39.983	34.712	42.861	22.410
10	1:36.010	29.929	42.658	23.423
11	1:33.792	29.053	42.486	22.253

87 - Roger Orgee

Marque Cars

Lap	Lap Time	S1	S2	S3
1	1:59.154	52.973	43.543	22.638
2	1:36.110	29.222	43.719	23.169
3	3:12.128 B	32.702		
4	1:39.543	33.641	43.209	22.693
5	1:34.612	28.597	43.250	22.765
6	1:34.962	28.921	43.308	22.733
7	1:34.269	29.226	42.585	22.458
8	1:34.750	28.986	43.096	22.668
9	1:33.608	28.742	42.295	22.571
10	1:33.650	28.750	42.049	22.851
11	1:34.566	29.271	42.811	22.484
12	1:33.600	28.937	42.059	22.604

88 - Lee Mumford

Marque Cars

Lap	Lap Time	S1	S2	S3
1	2:06.474	58.510	43.904	24.060
2	1:32.985	28.740	41.761	22.484
3	3:11.384 B	33.880		
4	1:36.612	32.103	42.347	22.162
5	1:36.758	28.469	45.219	23.070
6	1:32.972	29.123	41.727	22.122
7	1:32.609	28.669	42.013	21.927
8	1:32.150	28.334	41.730	22.086
9	1:33.967	28.868	42.907	22.192
10	1:32.978	28.681	42.072	22.225
11	1:32.352	28.677	41.604	22.071
12	1:58.716 B	28.593	42.647	47.476

96 - Jason Down

Getem Racing

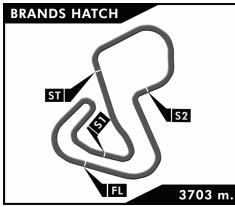
Lap	Lap Time	S1	S2	S3
1	2:41.830			
2	4:30.154 B	32.787	45.211	3:12.156
3	1:51.596	40.648	46.766	24.182
4	1:35.368			22.898
5	1:35.166	28.934	43.426	22.806
6	1:34.772	29.051	43.007	22.714
7	1:34.522	28.910	42.906	22.706

8	1:36.598	29.397	44.480	22.721
9	1:34.896	28.877	43.065	22.954
10	1:58.945 B	29.073	43.092	46.780

99 - Sean Gaffney

Remita Racing

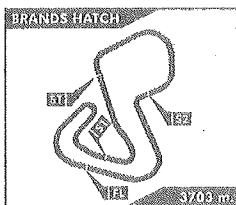
Lap	Lap Time	S1	S2	S3
1	2:42.050	1:33.837	44.744	23.469
2	4:15.057 B	30.977	44.394	2:59.686
3	1:46.181	38.500	44.868	22.813
4	1:37.730	30.705	43.943	23.082
5	1:36.451	29.946	43.452	23.053
6	1:36.342	30.225	43.505	22.612
7	1:35.583	29.446	43.365	22.772
8	1:36.146	30.292	43.141	22.713



UK FORMULA FORD BRANDS HATCH Qualifying

Fastest Laps Sequence

Practice Time	Driver	Time	Kph	Driver's Lap
3:13.486	10 James Nash	1:31.528	145.6	2
3:37.538	69 Nick Tandy	1:31.259	146.1	2
9:57.519	69 Nick Tandy	1:31.108	146.3	5
11:28.265	69 Nick Tandy	1:30.746	146.9	6
12:54.912	4 Callum MacLeod	1:30.685	147.0	6
16:00.920	69 Nick Tandy	1:30.546	147.2	9



UK FORMULA FORD BRANDS HATCH Race 1 AMENDED

Classification Bulletin No. 37

Issued 16-45

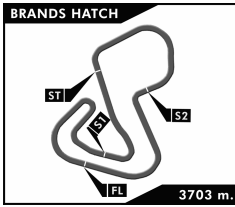
Pos	Driver	Team	Laps	Total Time	Gap	Kph	Best Lap	
							Lap	Time Kph
1	69 Nick Tandy	JTR	CC	7	10:45.782	-	144.5	3 1:31.129 146.3
2	4 Callum MacLeod	Jamun Racing Services	CC	7	10:49.899	+4.117	143.6	4 1:30.865 146.7
3	58 Linton Stuteley	Getem Racing/thebigcoldturkey.com	CC	7	10:51.751	+5.969	143.2	3 1:31.588 145.6
4	2 Jay Bridger	Jamun Racing Services	CC	7	10:51.876	+6.094	143.1	4 1:31.392 145.9
5	21 Peter Dempsey	Raysport	GC	7	10:53.689	+7.907	142.8	4 1:31.686 145.4
6	30 Richard Tannahill	Kevin Mills Racing	CC	7	10:54.142	+8.360	142.7	5 1:31.880 145.1
7	10 James Nash	Kevin Mills Racing	CC	7	10:54.363	+8.581	142.6	5 1:31.632 145.5
8	56 Steve Roberts	ACER Motorsport	CC	7	10:54.916	+9.134	142.5	7 1:32.075 144.8
9	42 Adrian Campfield	Celre Racing	CC	7	10:55.639	+9.857	142.3	7 1:31.901 145.1
10	15 Jesse Krohn	Alan Docking Racing	CC	7	10:58.247	+12.465	141.8	4 1:32.343 144.4
11	11 David Brown	Kevin Mills Racing	CC	7	10:58.510	+12.728	141.7	2 1:32.218 144.6
12	6 Marc Murray	Fluid Motorsport Development Ltd	CC	7	11:01.589	+15.807	141.0	3 1:32.117 144.7
13	88 Lee Mumford	Marque Cars	CC	7	11:02.064	+16.282	140.9	5 1:32.689 143.8
14	68 Daniel Murray	Daniel Murray	CC	7	11:02.509	+16.727	140.9	7 1:32.296 144.4
15	3 Sarah Playfair	Jamun Racing Services	CC	7	11:02.800	+17.018	140.8	7 1:32.261 144.5
16	46 Jamie Jardine	ACER Motorsport	CC	7	11:06.827	+21.045	139.9	3 1:32.880 143.5
17	87 Roger Orgee	Marque Cars	CC	7	11:09.915	+24.133	139.3	3 1:33.765 142.2
18	7 Marcus Weller	Fluid Motorsport Development	GC	7	11:10.109	+24.327	139.3	3 1:33.577 142.5
19	33 Garry Findlay	Garry Findlay	CC	7	11:10.231	+24.449	139.2	5 1:32.864 143.6
20	44 Craig Bell	Myerscough College	GC	7	11:22.192	+36.410	136.8	3 1:35.550 139.5
21	99 Sean Gaffney	Remita Racing	SC	7	11:30.014	+44.232	135.2	2 1:35.938 139.0
22	18 Philippe Layac	Avenues Race Engineering	CC	7	11:30.053	+44.271	135.2	6 1:35.454 139.7
23	59 Chris Acton	Avenues Race Engineering	SC	7	11:30.552	+44.770	135.1	2 1:36.139 138.7
24	20 Matt Dobson	Team Sponsor A diamond.com	GC	7	11:39.440	+53.658	133.4	6 1:37.246 137.1
25	9 Matthew Payne	Myerscough College	SC	7	11:40.652	+54.870	133.2	7 1:37.157 137.2
Not classified:								
76	Freddie Hunt	JTR	CC	7	11:43.956			4 1:33.543 142.5
96	Jason Down	Getem Racing	CC	5	8:09.533			2 1:34.814 140.6
45	James Stephen	Kartstart	CC	3	4:49.385			2 1:32.686 143.9
5	Takashi Nagase	Fluid Motorsport Development Ltd	CC	3	4:49.572			2 1:32.616 143.9

Provisional Final

Stewards: <i>B. Bell</i>	Chief Timekeeper: <i>[Signature]</i>
Date: <i>28/4/07</i> Time: <i>18:38</i>	Date: Time:

Fastest Lap: Callum MacLeod Time: 1:30.865 (lap 4)

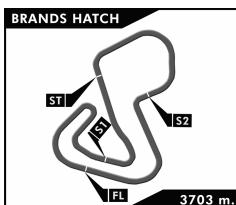
28/04/2007 Page 1 / 1



UK FORMULA FORD BRANDS HATCH Race 1

Fastest Laps Sequence

Practice Time	Driver	Time	Kph	Driver's Lap
3:08.279	69 Nick Tandy	1:31.547	145.6	2
4:39.408	69 Nick Tandy	1:31.129	146.3	3
6:14.935	4 Callum MacLeod	1:30.865	146.7	4



UK FORMULA FORD

BRANDS HATCH

Race 1

Analysis

2 - Jay Bridger

Jamun Racing Services

Lap	Lap Time	S1	S2	S3
1	1:39.298	34.590	42.189	22.519
2	1:32.415	28.715	41.769	21.931
3	1:32.724	28.274	42.606	21.844
4	1:31.392	28.221	41.196	21.975
5	1:31.760	28.288	41.439	22.033
6	1:32.264	28.745	41.559	21.960
7	1:32.023	28.539	41.452	22.032

3 - Sarah Playfair

Jamun Racing Services

Lap	Lap Time	S1	S2	S3
1	1:45.130	38.510	43.527	23.093
2	1:34.232	29.046	42.788	22.398
3	1:32.479	28.702	41.699	22.078
4	1:33.385	28.610	42.544	22.231
5	1:32.744	28.673	41.924	22.147
6	1:32.569	28.417	41.944	22.208
7	1:32.261	28.495	41.798	21.968

4 - Callum MacLeod

Jamun Racing Services

Lap	Lap Time	S1	S2	S3
1	1:39.955	35.160	42.413	22.382
2	1:32.209	28.465	41.564	22.180
3	1:31.906	28.042	41.950	21.914
4	1:30.865	28.003	41.028	21.834
5	1:31.734	28.175	41.672	21.887
6	1:31.286	28.049	41.312	21.925
7	1:31.944	28.073	41.765	22.106

5 - Takashi Nagase

Fluid Motorsport Development Ltd

Lap	Lap Time	S1	S2	S3
1	1:43.614	37.599	43.661	22.354
2	1:32.616	28.516	42.043	22.057
3	1:33.342	28.522	42.646	22.174

6 - Marc Murray

Fluid Motorsport Development Ltd

Lap	Lap Time	S1	S2	S3
1	1:44.653	36.792	44.891	22.970
2	1:33.536	28.990	42.353	22.193
3	1:32.117	28.193	41.813	22.111
4	1:34.031	28.885	43.023	22.123
5	1:32.483	28.282	42.065	22.136
6	1:32.418	28.252	41.952	22.214
7	1:32.351	28.187	41.920	22.244

7 - Marcus Weller

Fluid Motorsport Development

Lap	Lap Time	S1	S2	S3
1	1:45.548	39.114	43.320	23.114
2	1:33.918	28.835	42.947	22.136
3	1:33.577	29.007	42.329	22.241

4	1:34.320	29.307	42.646	22.367
5	1:34.248	28.906	42.891	22.451
6	1:34.647	28.844	43.089	22.714
7	1:33.851	28.895	42.539	22.417

9 - Matthew Payne

Myerscough College

Lap	Lap Time	S1	S2	S3
1	1:50.538	40.893	45.663	23.982
2	1:39.392	29.782	45.778	23.832
3	1:38.916	30.424	44.905	23.587
4	1:38.609	29.670	45.367	23.572
5	1:38.429	29.575	44.846	24.008
6	1:37.611	29.570	44.656	23.385
7	1:37.157	29.948	43.899	23.310

10 - James Nash

Kevin Mills Racing

Lap	Lap Time	S1	S2	S3
1	1:40.326	35.390	42.353	22.583
2	1:32.202	28.910	41.502	21.790
3	1:32.667	28.258	42.040	22.369
4	1:32.411	28.656	41.859	21.896
5	1:31.632	28.346	41.435	21.851
6	1:33.257	29.288	41.941	22.028
7	1:31.868	28.450	41.418	22.000

11 - David Brown

Kevin Mills Racing

Lap	Lap Time	S1	S2	S3
1	1:42.520	37.467	42.999	22.054
2	1:32.218	28.469	41.737	22.012
3	1:33.571	28.646	42.914	22.011
4	1:32.607	28.496	41.983	22.128
5	1:32.736	28.522	42.051	22.163
6	1:32.354	28.468	41.925	21.961
7	1:32.504	28.539	41.920	22.045

15 - Jesse Krohn

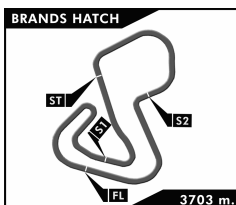
Alan Docking Racing

Lap	Lap Time	S1	S2	S3
1	1:41.078	36.638	42.300	22.140
2	1:33.032	29.155	41.771	22.106
3	1:33.829	28.783	42.966	22.080
4	1:32.343	28.657	41.659	22.027
5	1:32.413	28.619	41.572	22.222
6	1:32.930	28.954	41.801	22.175
7	1:32.622	28.678	41.741	22.203

18 - Philippe Layac

Avenues Race Engineering

Lap	Lap Time	S1	S2	S3
1	1:50.721	42.598	44.751	23.372
2	1:37.410	29.767	43.982	23.661
3	1:37.703	29.695	43.731	24.277
4	1:36.483	29.610	43.865	23.008
5	1:36.164	29.706	43.348	23.110



UK FORMULA FORD

BRANDS HATCH

Race 1

Analysis

6	1:35.454	29.384	43.140	22.930
7	1:36.118	29.472	43.850	22.796

20 - Matt Dobson

Team Sponsor A diamond.com

Lap	Lap Time	S1	S2	S3
1	1:51.259	41.599	45.501	24.159
2	1:38.785	30.412	44.721	23.652
3	1:37.955	30.046	44.470	23.439
4	1:38.252	30.001	44.887	23.364
5	1:38.679	29.986	44.712	23.981
6	1:37.246	29.626	44.306	23.314
7	1:37.264	29.785	44.184	23.295

21 - Peter Dempsey

Raysport

Lap	Lap Time	S1	S2	S3
1	1:40.661	36.195	42.167	22.299
2	1:32.311	28.790	41.533	21.988
3	1:32.177	28.413	41.642	22.122
4	1:31.686	28.395	41.235	22.056
5	1:32.335	28.538	41.420	22.377
6	1:32.651	29.065	41.483	22.103
7	1:31.868	28.422	41.218	22.228

30 - Richard Tannahill

Kevin Mills Racing

Lap	Lap Time	S1	S2	S3
1	1:40.475	35.919	42.191	22.365
2	1:32.782	29.082	41.650	22.050
3	1:32.030	28.365	41.704	21.961
4	1:32.470	28.927	41.724	21.819
5	1:31.880	28.357	41.639	21.884
6	1:32.481	28.862	41.720	21.899
7	1:32.024	28.420	41.533	22.071

33 - Garry Findlay

Garry Findlay

Lap	Lap Time	S1	S2	S3
1	1:49.321	41.713	45.146	22.462
2	1:33.602	28.916	42.435	22.251
3	1:33.061	28.643	42.164	22.254
4	1:34.286	29.195	42.814	22.277
5	1:32.864	28.500	42.103	22.261
6	1:33.193	28.330	42.265	22.598
7	1:33.904	29.019	42.657	22.228

42 - Adrian Campfield

Celre Racing

Lap	Lap Time	S1	S2	S3
1	1:41.359	36.068	43.089	22.202
2	1:33.214	28.959	42.170	22.085
3	1:32.734	28.576	41.729	22.429
4	1:32.134	28.427	41.648	22.059
5	1:31.967	28.471	41.465	22.031
6	1:32.330	28.658	41.499	22.173
7	1:31.901	28.427	41.414	22.060

44 - Craig Bell

Myerscough College

Lap	Lap Time	S1	S2	S3
1	1:47.284	40.081	43.406	23.797
2	1:35.753	29.602	43.226	22.925
3	1:35.550	29.389	43.259	22.902
4	1:35.828	29.455	43.450	22.923
5	1:35.887	29.572	43.439	22.876
6	1:35.611	29.394	42.810	23.407
7	1:36.279	29.811	43.381	23.087

45 - James Stephen

Kartstart

Lap	Lap Time	S1	S2	S3
1	1:43.275	37.914	43.043	22.318
2	1:32.686	28.574	41.999	22.113
3	1:33.424	28.555	42.475	22.394

46 - Jamie Jardine

ACER Motorsport

Lap	Lap Time	S1	S2	S3
1	1:44.253	38.122	43.426	22.705
2	1:34.292	29.085	43.065	22.142
3	1:32.880	28.873	41.865	22.142
4	1:33.699	28.914	42.512	22.273
5	1:33.904	29.115	42.199	22.590
6	1:34.196	29.243	42.604	22.349
7	1:33.603	29.022	42.099	22.482

56 - Steve Roberts

ACER Motorsport

Lap	Lap Time	S1	S2	S3
1	1:40.776	35.971	42.666	22.139
2	1:32.622	28.919	41.860	21.843
3	1:32.145	28.723	41.456	21.966
4	1:32.445	28.825	41.799	21.821
5	1:32.170	28.430	41.666	22.074
6	1:32.683	28.780	41.729	22.174
7	1:32.075	28.581	41.417	22.077

58 - Linton Stuteley

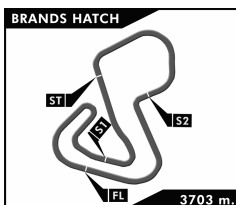
Getem Racing/thebigcoldturkey.com

Lap	Lap Time	S1	S2	S3
1	1:39.275	34.719	42.239	22.317
2	1:32.051	28.370	41.535	22.146
3	1:31.588	28.176	41.428	21.984
4	1:31.747	28.373	41.353	22.021
5	1:32.827	28.221	42.504	22.102
6	1:32.199	28.630	41.535	22.034
7	1:32.064	28.417	41.441	22.206

59 - Chris Acton

Avenues Race Engineering

Lap	Lap Time	S1	S2	S3
1	1:48.139	40.607	44.494	23.038
2	1:36.139	29.680	43.485	22.974
3	1:37.126	30.098	43.706	23.322



UK FORMULA FORD

BRANDS HATCH

Race 1

Analysis

4	1:36.989	30.227	43.780	22.982
5	1:37.517	29.833	44.106	23.578
6	1:37.023	30.060	44.007	22.956
7	1:37.619	30.112	44.487	23.020

68 - Daniel Murray

Daniel Murray

Lap	Lap Time	S1	S2	S3
1	1:44.967	38.864	43.198	22.905
2	1:33.648	28.949	42.603	22.096
3	1:32.570	28.615	41.581	22.374
4	1:33.660	28.735	42.605	22.320
5	1:32.817	28.489	42.183	22.145
6	1:32.551	28.454	41.935	22.162
7	1:32.296	28.452	41.607	22.237

69 - Nick Tandy

JTR

Lap	Lap Time	S1	S2	S3
1	1:36.732	33.097	41.571	22.064
2	1:31.547	28.242	41.300	22.005
3	1:31.129	28.000	41.153	21.976
4	1:31.273	28.161	41.163	21.949
5	1:31.432	28.126	41.329	21.977
6	1:31.795	28.230	41.566	21.999
7	1:31.874	28.276	41.484	22.114

76 - Freddie Hunt

JTR

Lap	Lap Time	S1	S2	S3
1	1:45.707	39.330	43.407	22.970
2	1:35.212	30.087	42.701	22.424
3	1:34.114	29.288	42.420	22.406
4	1:33.543	28.933	42.126	22.484
5	2:06.131	28.936	46.711	50.484
6	1:34.692	29.238	42.774	22.680
7	1:34.557	29.048	42.793	22.716

87 - Roger Orgee

Marque Cars

Lap	Lap Time	S1	S2	S3
1	1:44.909	38.415	43.488	23.006
2	1:34.304	29.136	42.661	22.507
3	1:33.765	28.707	42.546	22.512
4	1:34.236	29.224	42.588	22.424
5	1:34.860	29.209	43.321	22.330
6	1:33.829	28.621	42.550	22.658
7	1:34.012	28.761	42.504	22.747

88 - Lee Mumford

Marque Cars

Lap	Lap Time	S1	S2	S3
1	1:42.327	37.304	42.945	22.078
2	1:32.710	28.972	41.863	21.875
3	1:34.418	28.839	43.393	22.186
4	1:32.917	29.018	41.697	22.202
5	1:32.689	28.414	42.219	22.056

6	1:33.145	28.712	42.240	22.193
7	1:33.858	28.621	42.040	23.197

96 - Jason Down


Getem Racing

Lap	Lap Time	S1	S2	S3
1	1:46.007	39.777	43.195	23.035
2	1:34.814	29.213	42.881	22.720
3	1:35.049	29.782		
4	1:35.590			
5	1:38.073			24.878

99 - Sean Gaffney

Remita Racing

Lap	Lap Time	S1	S2	S3
1	1:48.391	41.442	44.073	22.876
2	1:35.938	29.911	43.194	22.833
3	1:36.920	29.881	43.571	23.468
4	1:37.022	30.263	43.665	23.094
5	1:37.480	29.779	43.983	23.718
6	1:37.000	30.077	43.879	23.044
7	1:37.263	30.064	44.072	23.127



UK FORMULA FORD BRANDS HATCH Race 2

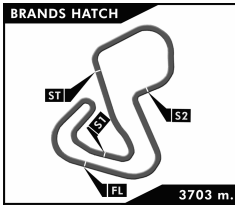
Classification

Pos	Driver	Team	Laps	Total Time	Gap	Kph	Best Lap			
							Lap	Time	Kph	
1	4 Callum MacLeod	Jamun Racing Services	CC	8	12:10.704	-	146.0	5	1:29.998	148.1
2	58 Linton Stuteley	Getem Racing/thebigcoldturkey.com	CC	8	12:15.690	+4.986	145.0	4	1:30.763	146.9
3	69 Nick Tandy	JTR	CC	8	12:15.785	+5.081	144.9	4	1:30.555	147.2
4	10 James Nash	Kevin Mills Racing	CC	8	12:15.878	+5.174	144.9	5	1:30.589	147.2
5	2 Jay Bridger	Jamun Racing Services	CC	8	12:17.600	+6.896	144.6	7	1:30.842	146.7
6	30 Richard Tannahill	Kevin Mills Racing	CC	8	12:20.227	+9.523	144.1	4	1:30.996	146.5
7	15 Jesse Krohn	Alan Docking Racing	CC	8	12:27.013	+16.309	142.8	4	1:31.630	145.5
8	3 Sarah Playfair	Jamun Racing Services	CC	8	12:27.579	+16.875	142.7	8	1:31.543	145.6
9	5 Takashi Nagase	Fluid Motorsport Development Ltd	CC	8	12:28.165	+17.461	142.5	4	1:31.720	145.3
10	88 Lee Mumford	Marque Cars	CC	8	12:29.725	+19.021	142.2	7	1:31.742	145.3
11	68 Daniel Murray	Daniel Murray	CC	8	12:37.181	+26.477	140.8	5	1:32.189	144.6
12	87 Roger Orgee	Marque Cars	CC	8	12:40.132	+29.428	140.3	7	1:32.569	144.0
13	6 Marc Murray	Fluid Motorsport Development Ltd	CC	8	12:43.475	+32.771	139.7	6	1:31.705	145.4
14	45 James Stephen	Kartstart	CC	8	12:46.785	+36.081	139.1	7	1:32.546	144.0
15	33 Garry Findlay	Garry Findlay	CC	8	12:48.174	+37.470	138.8	6	1:32.266	144.5
16	46 Jamie Jardine	ACER Motorsport	CC	8	12:48.801	+38.097	138.7	5	1:32.319	144.4
17	96 Jason Down	Getem Racing	CC	8	12:55.022	+44.318	137.6	6	1:34.150	141.6
18	20 Matt Dobson	Team Sponsor A diamond.com	GC	8	13:02.751	+52.047	136.2	5	1:35.184	140.1
19	76 Freddie Hunt	JTR	CC	8	13:03.059	+52.355	136.2	8	1:33.103	143.2
20	18 Philippe Layac	Avenues Race Engineering	CC	8	13:08.808	+58.104	135.2	5	1:35.871	139.0
Not classified:										
56	Steve Roberts	ACER Motorsport	CC	8	12:21.277			3	1:31.197	146.2
21	Peter Dempsey	Raysport	GC	8	12:21.346			8	1:31.119	146.3
42	Adrian Campfield	Celre Racing	CC	8	12:21.585			4	1:30.883	146.7
11	David Brown	Kevin Mills Racing	CC	8	12:22.228			4	1:31.079	146.4
99	Sean Gaffney	Remita Racing	SC	5	8:14.589			4	1:35.721	139.3
44	Craig Bell	Myerscough College	GC	5	8:14.715			5	1:35.146	140.1
7	Marcus Weller	Fluid Motorsport Development	GC	1	1:46.773					

Provisional Final

Stewards:	
Date:	Time:

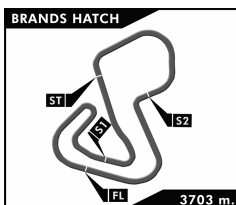
Chief Timekeeper:	
Date:	Time:



UK FORMULA FORD BRANDS HATCH Race 2

Fastest Laps Sequence

Practice Time	Driver	Time	Kph	Driver's Lap
3:09.167	4 Callum MacLeod	1:31.853	145.1	2
3:09.986	58 Linton Stuteley	1:31.662	145.4	2
3:12.367	21 Peter Dempsey	1:31.638	145.5	2
4:39.535	4 Callum MacLeod	1:30.368	147.5	3
6:09.886	4 Callum MacLeod	1:30.351	147.5	4
7:39.884	4 Callum MacLeod	1:29.998	148.1	5



UK FORMULA FORD

BRANDS HATCH

Race 2

Analysis

2 - Jay Bridger

Jamun Racing Services

Lap	Lap Time	S1	S2	S3
1	1:38.683			
2	1:32.835			
3	1:31.123			
4	1:31.185			
5	1:31.009			
6	1:31.025			
7	1:30.842			
8	1:30.898			

3 - Sarah Playfair

Jamun Racing Services

Lap	Lap Time	S1	S2	S3
1	1:42.052	37.871	41.969	22.212
2	1:32.811	28.789	42.098	21.924
3	1:32.404	28.499	41.882	22.023
4	1:31.861	28.216	41.553	22.092
5	1:32.390	28.214	42.004	22.172
6	1:32.269	28.224	42.124	21.921
7	1:32.249	28.473	41.596	22.180
8	1:31.543	28.178	41.437	21.928

4 - Callum MacLeod

Jamun Racing Services

Lap	Lap Time	S1	S2	S3
1	1:37.314	34.028	41.364	21.922
2	1:31.853	28.573	41.458	21.822
3	1:30.368	27.659	40.920	21.789
4	1:30.351	27.984	40.544	21.823
5	1:29.998	27.681	40.687	21.630
6	1:30.124	27.714	40.711	21.699
7	1:30.187	27.795	40.780	21.612
8	1:30.509	27.815	40.992	21.702

5 - Takashi Nagase

Fluid Motorsport Development Ltd

Lap	Lap Time	S1	S2	S3
1	1:40.992	36.007	42.228	22.757
2	1:34.457	29.691	42.648	22.118
3	1:32.642	28.552	41.980	22.110
4	1:31.720	28.418	41.281	22.021
5	1:31.833	28.329	41.567	21.937
6	1:32.329	28.487	41.878	21.964
7	1:32.203	28.669	41.474	22.060
8	1:31.989	28.539	41.380	22.070

6 - Marc Murray

Fluid Motorsport Development Ltd

Lap	Lap Time	S1	S2	S3
1	1:53.175	37.103	53.812	22.260
2	1:33.679	29.376	42.162	22.141
3	1:33.753	29.335	42.418	22.000
4	1:34.807	29.402	43.181	22.224
5	1:31.992	28.214	41.737	22.041
6	1:31.705	28.091	41.502	22.112

7	1:31.714	28.241	41.412	22.061
8	1:32.650	28.854	41.533	22.263

7 - Marcus Weller

Fluid Motorsport Development

Lap	Lap Time	S1	S2	S3
1	1:46.773	39.212	45.125	22.436

10 - James Nash

Kevin Mills Racing

Lap	Lap Time	S1	S2	S3
1	1:38.487	34.642	41.786	22.059
2	1:31.793	28.451	41.310	22.032
3	1:31.028	28.305	41.007	21.716
4	1:30.745	28.007	40.960	21.778
5	1:30.589	27.914	40.976	21.699
6	1:31.013	28.041	41.159	21.813
7	1:31.244	28.683	40.939	21.622
8	1:30.979	28.197	41.084	21.698

11 - David Brown

Kevin Mills Racing

Lap	Lap Time	S1	S2	S3
1	1:41.618	37.293	42.215	22.110
2	1:32.093	28.716	41.452	21.925
3	1:31.461	28.284	41.247	21.930
4	1:31.079	28.159	41.028	21.892
5	1:31.536	28.158	41.322	22.056
6	1:31.537	28.209	41.452	21.876
7	1:31.552	28.424	41.232	21.896
8	1:31.352	28.349	41.126	21.877

15 - Jesse Krohn

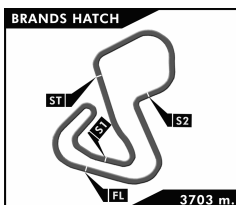
Alan Docking Racing

Lap	Lap Time	S1	S2	S3
1	1:41.424	37.017	41.807	22.600
2	1:33.158	28.844	42.212	22.102
3	1:33.037	28.710	42.371	21.956
4	1:31.630	28.466	41.192	21.972
5	1:31.943	28.532	41.326	22.085
6	1:31.997	28.318	41.648	22.031
7	1:32.044	28.369	41.621	22.054
8	1:31.780	28.359	41.397	22.024

18 - Philippe Layac

Avenues Race Engineering

Lap	Lap Time	S1	S2	S3
1	1:50.949	43.248	44.605	23.096
2	1:39.037	31.063	43.998	23.976
3	1:36.492	29.803	43.664	23.025
4	1:36.723	29.947	43.507	23.269
5	1:35.871	29.539	43.441	22.891
6	1:36.585	29.814	43.544	23.227
7	1:36.139	29.296	43.826	23.017
8	1:37.012	29.588	44.440	22.984



UK FORMULA FORD

BRANDS HATCH

Race 2

Analysis

20 - Matt Dobson

Team Sponsor A diamond.com

Lap	Lap Time	S1	S2	S3
1	1:50.874	41.079	45.745	24.050
2	1:35.880	29.490	43.636	22.754
3	1:36.854	29.707	44.351	22.796
4	1:36.008	29.375	43.954	22.679
5	1:35.184	29.409	43.171	22.604
6	1:35.789	29.433	43.473	22.883
7	1:36.002	29.184	43.784	23.034
8	1:36.160	29.563	43.795	22.802

21 - Peter Dempsey

Raysport

Lap	Lap Time	S1	S2	S3
1	1:40.729	36.118	42.110	22.501
2	1:31.638	28.449	41.126	22.063
3	1:31.496	28.418	41.193	21.885
4	1:31.387	28.309	41.056	22.022
5	1:31.696	28.240	41.032	22.424
6	1:31.967	28.685	41.212	22.070
7	1:31.314	28.404	40.989	21.921
8	1:31.119	28.335	40.904	21.880

30 - Richard Tannahill

Kevin Mills Racing

Lap	Lap Time	S1	S2	S3
1	1:39.527	35.557	41.693	22.277
2	1:32.150	28.222	41.732	22.196
3	1:31.291	28.465	40.988	21.838
4	1:30.996	28.151	41.016	21.829
5	1:31.429	28.351	41.143	21.935
6	1:31.173	28.083	41.184	21.906
7	1:31.794	28.486	41.345	21.963
8	1:31.867	28.446	41.535	21.886

33 - Garry Findlay

Garry Findlay

Lap	Lap Time	S1	S2	S3
1	1:50.351	41.330	45.699	23.322
2	1:35.121	28.963	43.906	22.252
3	1:34.964	29.682	42.420	22.862
4	1:36.020	29.328	43.762	22.930
5	1:32.900	28.921	41.957	22.022
6	1:32.266	28.438	41.646	22.182
7	1:33.374	28.540	42.744	22.090
8	1:33.178	29.111	41.736	22.331

42 - Adrian Campfield

Celre Racing

Lap	Lap Time	S1	S2	S3
1	1:41.294	36.444	42.153	22.697
2	1:31.938	28.533	41.395	22.010
3	1:31.534	28.414	41.185	21.935
4	1:30.883	28.214	40.949	21.720
5	1:31.365	28.128	40.967	22.270
6	1:31.891	28.689	41.332	21.870

7	1:31.430	28.726	40.940	21.764
8	1:31.250	28.468	40.904	21.878

44 - Craig Bell

Myerscough College

Lap	Lap Time	S1	S2	S3
1	1:49.465	41.031	44.705	23.729
2	1:36.656	29.888	43.642	23.126
3	1:37.270	29.646	44.446	23.178
4	1:36.178	29.544	43.751	22.883
5	1:35.146	29.260	42.790	23.096

45 - James Stephen

Kartstart

Lap	Lap Time	S1	S2	S3
1	1:45.794	38.419	44.732	22.643
2	1:33.484	28.858	42.318	22.308
3	1:35.057	29.289	43.425	22.343
4	1:33.071	28.452	42.381	22.238
5	1:33.272	28.573	42.367	22.332
6	1:32.582	28.725	41.631	22.226
7	1:32.546	28.873	41.397	22.276
8	1:40.979	36.165	42.306	22.508

46 - Jamie Jardine

ACER Motorsport

Lap	Lap Time	S1	S2	S3
1	1:52.902	38.637	51.736	22.529
2	1:34.812	30.005	42.424	22.383
3	1:35.371	29.100	43.615	22.656
4	1:33.430	29.058	41.822	22.550
5	1:32.319	28.736	41.573	22.010
6	1:32.388	28.643	41.656	22.089
7	1:33.678	28.904	42.450	22.324
8	1:33.901	29.833	41.803	22.265

56 - Steve Roberts


ACER Motorsport

Lap	Lap Time	S1	S2	S3
1	1:38.841	35.229	41.420	22.192
2	1:31.930	28.591	41.282	22.057
3	1:31.197	28.273	40.938	21.986
4	1:32.189	28.411	41.006	22.772
5	1:31.537	28.477	41.140	21.920
6	1:31.910	28.308	41.471	22.131
7	1:32.178	28.540	41.433	22.205
8	1:31.495	28.230	41.228	22.037

58 - Linton Stuteley

Getem Racing/thebigcoldturkey.com

Lap	Lap Time	S1	S2	S3
1	1:38.324	34.469	41.782	22.073
2	1:31.662	28.377	41.323	21.962
3	1:30.786	28.167	40.901	21.718
4	1:30.763	28.047	40.772	21.944
5	1:30.812	27.818	41.078	21.916
6	1:30.843	27.982	41.010	21.851



UK FORMULA FORD

BRANDS HATCH

Race 2

Analysis

7	1:31.238	28.135	41.195	21.908
8	1:31.262	28.093	41.001	22.168

68 - Daniel Murray

Daniel Murray

Lap	Lap Time	S1	S2	S3
1	1:47.028	40.543	44.079	22.406
2	1:32.880	28.709	41.913	22.258
3	1:33.960	28.765	43.068	22.127
4	1:32.338	28.462	41.636	22.240
5	1:32.189	28.439	41.577	22.173
6	1:32.953	28.613	41.827	22.513
7	1:32.864	28.713	41.914	22.237
8	1:32.969	28.997	41.755	22.217

69 - Nick Tandy

JTR

Lap	Lap Time	S1	S2	S3
1	1:37.154	33.222	41.632	22.300
2	1:32.437	28.508	42.120	21.809
3	1:30.896	28.067	40.952	21.877
4	1:30.555	28.087	40.657	21.811
5	1:30.788	27.973	40.918	21.897
6	1:31.970	28.009	42.265	21.696
7	1:30.777	28.117	40.899	21.761
8	1:31.208	28.214	40.882	22.112

76 - Freddie Hunt

JTR

Lap	Lap Time	S1	S2	S3
1	2:06.062	59.906	43.221	22.935
2	1:35.065	29.599	42.786	22.680
3	1:34.219	29.255	42.344	22.620
4	1:33.546	28.839	42.228	22.479
5	1:33.489	28.975	42.054	22.460
6	1:34.003	29.165	42.336	22.502
7	1:33.572	28.888	42.354	22.330
8	1:33.103	28.636	42.103	22.364

87 - Roger Orgee

Marque Cars

Lap	Lap Time	S1	S2	S3
1	1:47.474	38.947	46.040	22.487
2	1:33.863	29.310	42.112	22.441
3	1:33.109	28.652	42.277	22.180
4	1:32.677	28.473	41.867	22.337
5	1:33.483	28.628	42.188	22.667
6	1:33.308	29.390	41.699	22.219
7	1:32.569	28.622	41.559	22.388
8	1:33.649	29.070	41.992	22.587

88 - Lee Mumford

Marque Cars

Lap	Lap Time	S1	S2	S3
1	1:44.347	37.206	43.550	23.591
2	1:32.778	28.753	41.599	22.426
3	1:31.788	28.520	41.298	21.970

4	1:31.999	28.295	41.389	22.315
5	1:32.364	28.405	41.680	22.279
6	1:31.834	28.461	41.303	22.070
7	1:31.742	28.518	41.108	22.116
8	1:32.873	28.585	42.011	22.277

96 - Jason Down

Getem Racing

Lap	Lap Time	S1	S2	S3
1	1:48.214	39.967	45.274	22.973
2	1:35.944	29.802	43.216	22.926
3	1:36.148	29.808	43.335	23.005
4	1:36.633	29.208	43.947	23.478
5	1:34.589	29.092	42.854	22.643
6	1:34.150	28.757	42.845	22.548
7	1:34.652	29.094	42.959	22.599
8	1:34.692	28.878	42.985	22.829

99 - Sean Gaffney

Remita Racing

Lap	Lap Time	S1	S2	S3
1	1:48.907	40.657	44.803	23.447
2	1:36.394	30.093	43.459	22.842
3	1:37.694	30.248	44.439	23.007
4	1:35.721	29.639	43.161	22.921
5	1:35.873	29.502	43.144	23.227