



BRITISH FORMULA FORD

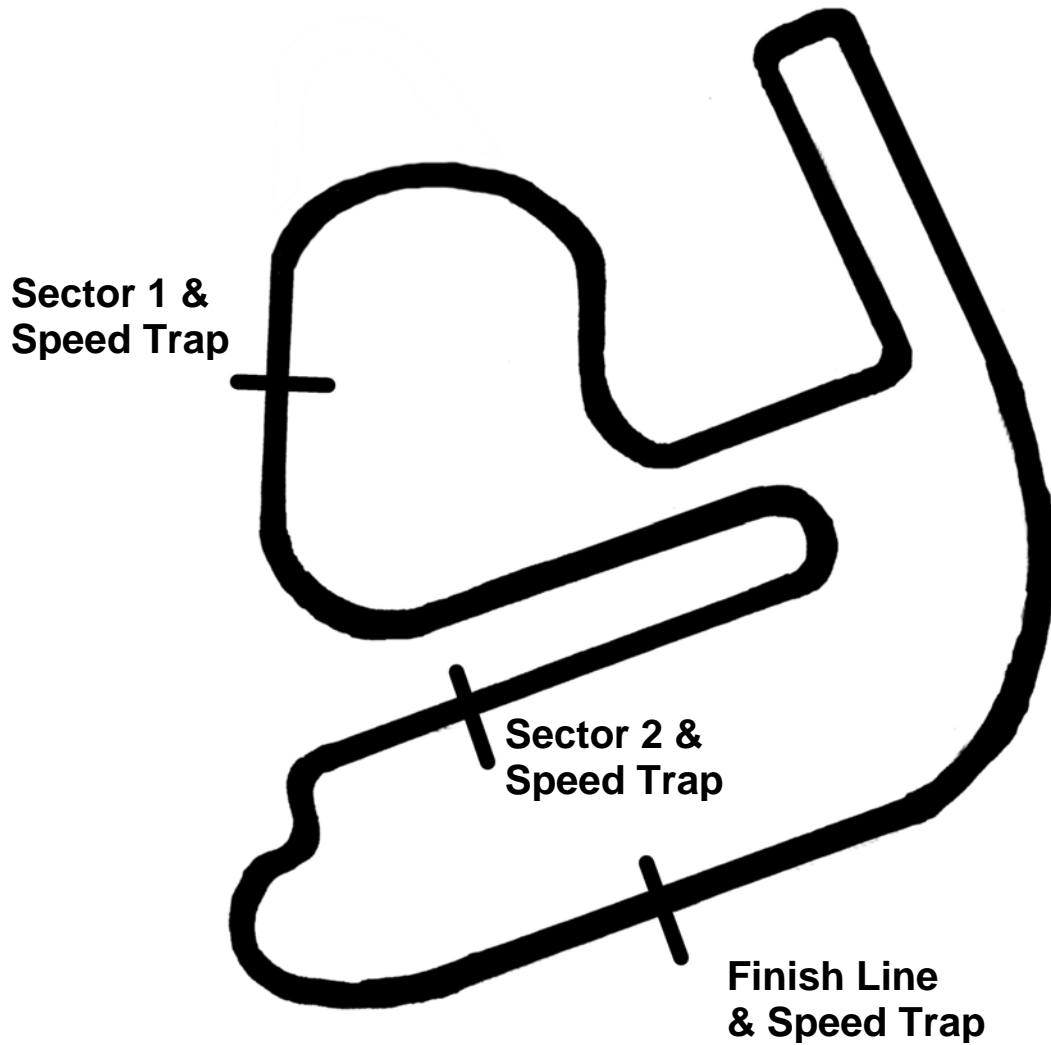
Rockingham International Circuit

28 -30 September 2007



Results Provided by MST Sports Timing Ltd
www.msttiming.com

ROCKINGHAM INTERNATIONAL SPORTS CAR CIRCUIT



Circuit Length – 1.94 miles
Intermediate 1 is 20m before the 100m board
Intermediate 2 is 100m before the 100m board

British Formula Ford Championship

QUALIFYING - RACE 3 - CLASSIFICATION

POS	NO	CL	DRIVER / TEAM	CAR	TIME	ON	LAPS	GAP	DIFF	MPH
1	4	C	Callum MACLEOD Jamun Racing Services	Mygale SJ07	1:21.229	4	10			85.97
2	69	C	Nick TANDY JTR	Ray GRS07	1:21.363	3	13	0.134	0.134	85.83
3	58	C	Linton STUTELEY Getem Racing/thebigcoldturkey.com	Mygale 06	1:21.581	4	12	0.218	0.352	85.60
4	10	C	James NASH Kevin Mills Racing	Van Diemen DP07	1:21.903	4	11	0.322	0.674	85.27
5	56	C	Steve ROBERTS Kevin Mills Racing	Van Diemen DP07	1:21.965	4	8	0.062	0.736	85.20
6	22	C	Jay BRIDGER Fluid Motorsport Development	Mygale SJ07	1:22.156	6	15	0.191	0.927	85.00
7	15	C	Jesse KROHN Raysport	Ray GSR07	1:22.167	5	15	0.011	0.938	84.99
8	1	C	Marc MURRAY Jamun Racing Services	Van Diemen 06	1:22.240	6	12	0.073	1.011	84.92
9	11	C	David BROWN Kevin Mills Racing	Van Diemen DP07	1:22.337	3	8	0.097	1.108	84.82
10	7	C	Marcus WELLER Fluid Motorsport Development	Van Diemen 06	1:22.574	3	12	0.237	1.345	84.57
11	3	C	Sarah PLAYFAIR Jamun Racing Services	Mygale SJ07	1:22.855	6	11	0.281	1.626	84.29
12	76	C	Freddie HUNT JTR	Ray GRS07	1:22.891	5	13	0.036	1.662	84.25
13	5	C	Takashi NAGASE Fluid Motorsport Development Ltd	Van Diemen 06	1:22.985	5	12	0.094	1.756	84.15
14	87	C	Roger ORGEE Marque Cars	Ray GRS07	1:23.567	5	14	0.582	2.338	83.57
15	46	C	Jamie JARDINE ACER Motorsport	Ray GRS07	1:24.154	3	12	0.587	2.925	82.98
16	18	C	Phillippe LAYAC Avenues Race Engineering	Ray GRS07	1:24.939	6	7	0.785	3.710	82.22

Weather / Track : Cloudy / Dry

These results are provisional until the conclusion of any judicial and technical matters.

Rockingham International
Circuit Length = 1.9400 miles
Start: 11:55 End: 12:16

Clerk of Course :		Timekeeper :
-------------------	--	--------------

British Formula Ford Championship

QUALIFYING - RACE 3 - SECTOR ANALYSIS

1	Marc MURRAY										Jamun Racing Services				
1-	Out	96.4	33.614	32.0	30.498	94.8	1:53.093	7-	43.481	100.9	21.824	104.7	17.617	127.1	1:22.922
2-	50.484	100.8	21.700	104.9	17.461	128.0	1:29.645	8-	43.827	100.0	22.011	104.5	17.522	127.6	1:23.360
3-	43.770	101.8	21.547	105.2	17.347	128.0	1:22.664	9-	43.661	101.1	21.665	103.2	In		1:22.963 P
4-	43.635	101.4	21.549	105.2	17.402	128.0	1:22.586	10-	Out	99.1	21.972	105.0	17.391	127.8	4:47.139
5-	43.386	101.8	21.586	105.2	17.427	127.6	1:22.399	11-	44.123	102.1	21.618	104.9	17.486	127.8	1:23.227
6-	43.164	101.1	21.708	105.2	17.368	127.3	1:22.240	12-	43.749	99.7	21.706	105.0	17.409	127.1	1:22.864
3	Sarah PLAYFAIR										Jamun Racing Services				
1-	Out	101.1	22.203	102.9	17.950	126.7	1:32.498	7-	4:11.641	100.9	22.049	104.2	17.535	126.7	4:51.225
2-	44.400	99.3	21.913	103.9	17.507	126.9	1:23.820	8-	43.812	100.0	21.870	104.5	17.842	126.5	1:23.524
3-	44.181	100.6	21.702	105.4	17.380	127.6	1:23.263	9-	43.746	100.9	21.838	104.7	17.585	127.1	1:23.169
4-	53.917	69.6	25.834	104.2	17.674	127.1	1:37.425	10-	43.830	100.5	21.715	103.9	17.422	126.9	1:22.967
5-	43.767	100.3	21.608	104.4	17.499	126.3	1:22.874	11-	54.642	76.7	26.645	71.5	In		1:39.026 P
6-	43.461	100.2	21.858	101.1	17.536	126.1	1:22.855 P								
4	Callum MACLEOD										Jamun Racing Services				
1-	Out	98.1	22.783	104.4	17.791	129.1	1:27.913	6-	42.809	102.6	21.330	105.7	17.283	129.1	1:21.422
2-	44.497	103.4	21.619	105.2	17.298	129.1	1:23.414	7-	43.053	101.8	21.457	104.9	17.276	128.4	1:21.786
3-	43.185	103.1	21.390	106.2	17.168	129.1	1:21.743	8-	42.953	101.8	21.672	104.9	17.198	128.2	1:21.823
4-	42.794	104.4	21.259	106.2	17.176	129.1	1:21.229	9-	43.077	101.4	21.754	105.0	17.232	128.0	1:22.063
5-	42.668	100.6	21.338	105.7	17.259	128.9	1:21.265	10-	54.275	87.3	23.685	80.4	In		1:36.391 P
5	Takashi NAGASE										Fluid Motorsport Development Ltd				
1-	Out	97.5	22.253	102.1	18.570	124.6	1:28.998	7-	44.144	100.0	22.693	101.8	In		1:22.427 P
2-	44.340	99.1	22.056	103.4	17.880	125.0	1:24.276	8-	Out	100.3	22.123	102.7	17.703	125.3	2:20.467
3-	43.943	98.8	21.958	103.2	17.653	126.3	1:23.554	9-	1:17.052	94.4	22.214	102.8	18.381	124.8	1:57.647
4-	43.610	99.1	21.875	103.2	17.610	126.5	1:23.095	10-	43.966	99.9	21.982	102.6	1:18.067	1.3	1:23.680
5-	43.359	99.9	21.894	102.8	17.732	125.0	1:22.985	11-	44.378	100.5	22.122	101.8	17.763	125.7	2:24.598
6-	43.879	97.5	22.119	103.4	18.109	125.3	1:24.107	12-	43.907	100.0	22.081	103.1	17.663	126.7	1:23.651
7	Marcus WELLER										Fluid Motorsport Development				
1-	Out	101.5	23.181	103.7	18.015	127.1	1:27.843	7-	43.286	101.5	22.157	102.8	17.590	126.3	1:23.033
2-	44.625	100.5	22.089	104.4	17.513	126.3	1:24.227	8-	43.630	100.0	21.809	102.9	17.504	126.7	1:22.943
3-	43.367	102.1	21.700	104.2	17.507	126.9	1:22.574	9-	43.748	99.4	21.956	102.0	17.481	126.5	1:23.185
4-	50.987	101.5	21.756	103.9	In		1:26.419 P	10-	49.272	99.6	21.924	104.9	17.673	126.9	1:28.869
5-	Out	101.4	21.825	85.7	17.905	128.0	2:34.882	11-	43.616	101.1	21.762	102.6	17.610	126.7	1:22.988
6-	43.612	100.9	21.879	102.9	17.338	128.0	1:22.829	12-	45.561	81.5	25.426	81.3	In		1:27.354 P
10	James NASH										Kevin Mills Racing				
1-	Out	99.6	21.862	105.0	17.476	126.9	1:26.793	7-	43.445	101.7	21.794	104.0	17.358	127.1	1:22.597
2-	44.570	101.7	21.391	104.9	17.273	127.1	1:23.234	8-	43.379	101.1	21.691	104.0	17.321	126.9	1:22.391
3-	44.048	101.8	21.444	104.7	17.196	127.3	1:22.688	9-	43.612	100.5	21.753	104.0	17.343	127.1	1:22.708
4-	43.231	102.3	21.405	104.7	17.267	127.1	1:21.903	10-	43.410	100.9	21.562	103.9	17.409	126.9	1:22.381
5-	43.572	102.1	21.425	104.4	17.271	127.3	1:22.268	11-	43.799	100.6	22.453	102.6	In		1:21.246 P
6-	43.318	102.0	21.482	104.2	17.244	126.9	1:22.044								
11	David BROWN										Kevin Mills Racing				
1-	Out	88.8	23.987	95.7	18.253	126.9	1:31.623	5-	44.386	99.1	21.626	105.2	17.456	127.1	1:23.468
2-	45.298	89.8	23.376	105.2	17.445	128.2	1:26.119	6-	43.504	102.5	21.684	105.0	17.496	126.1	1:22.684
3-	43.219	103.1	21.525	105.8	17.593	127.8	1:22.337	7-	43.591	101.7	21.790	104.4	1:20.285	1.2	1:22.657
4-	57.577	101.8	21.591	105.7	17.342	127.8	1:36.510	8-	45.634	100.5	22.002	105.0	17.561	126.7	2:28.206 P
15	Jesse KROHN										Raysport				
1-	Out	98.5	22.396	102.8	17.755	125.9	1:29.665	9-	43.418	101.7	21.854	104.2	17.641	126.1	1:22.913
2-	44.104	101.7	21.700	103.7	17.443	125.9	1:23.247	10-	43.482	101.8	21.961	104.2	17.672	126.1	1:23.115
3-	43.508	102.0	21.652	104.2	17.422	126.1	1:22.582	11-	43.785	101.8	21.788	102.6	17.466	125.9	1:23.039
4-	43.419	102.1	21.696	104.4	17.436	126.1	1:22.551	12-	43.335	101.1	21.901	102.9	17.438	126.1	1:22.674
5-	43.075	101.7	21.652	102.9	17.440	126.1	1:22.167	13-	43.614	100.2	21.765	102.9	17.571	125.7	1:22.950
6-	43.253	102.0	21.736	102.6	17.452	125.5	1:22.441	14-	43.766	101.4	21.822	102.8	17.496	125.7	1:23.084
7-	44.463	101.8	21.686	103.4	17.469	125.9	1:23.618	15-	43.486	100.5	21.746	102.8	17.442	125.5	1:22.674
8-	43.541	102.0	22.772	104.2	18.026	126.3	1:24.339								

Rockingham International
Circuit Length = 1.9400 miles
Start: 11:55 End: 12:16

Weather / Track : Cloudy / Dry

British Formula Ford Championship

QUALIFYING - RACE 3 - SECTOR ANALYSIS

18	Phillippe LAYAC	Avenues Race Engineering														
1-	Out 92.3	23.344	100.3	18.270	<i>124.0</i>	1:31.128	5-	45.693	<i>98.1</i>	<i>22.050</i>	102.5	17.924	<i>124.0</i>	1:25.667		
2-	46.688	97.1	22.969	<i>102.8</i>	18.291	123.8	1:27.948	6-	<i>44.796</i>	95.9	22.098	101.7	18.045	122.8	1:24.939	
3-	45.572	95.6	22.375	101.8	<i>17.721</i>	123.2	1:25.668	7-	45.047	94.8	22.099	100.9	18.070	123.6	1:25.216	
4-	47.153	95.5	22.416	101.7	17.885	123.8	1:27.454									
22	Jay BRIDGER	Fluid Motorsport Development														
1-	Out 93.6	22.360	103.9	17.840	127.3	1:28.212	9-	46.956	81.2	23.407	101.4	17.619	127.8	1:27.982		
2-	44.303	101.7	21.457	<i>105.2</i>	17.405	128.2	1:23.165	10-	43.578	100.0	21.630	105.0	17.442	127.6	1:22.650	
3-	43.795	101.5	<i>21.429</i>	105.0	<i>17.382</i>	127.8	1:22.606	11-	43.584	99.3	21.810	103.9	17.398	128.2	1:22.792	
4-	43.313	<i>102.5</i>	21.484	104.5	17.418	<i>128.4</i>	1:22.215	12-	43.365	101.4	21.756	103.9	17.414	128.2	1:22.535	
5-	46.425	86.1	22.567	<i>105.2</i>	17.491	126.1	1:26.483	13-	43.348	100.9	21.735	103.7	17.447	128.2	1:22.530	
6-	43.265	101.8	21.482	104.5	17.409	128.2	1:22.156	14-	45.856	80.0	24.366	77.6	19.604	127.8	1:29.826	
7-	<i>43.179</i>	102.3	21.713	104.0	17.585	128.2	1:22.477	15-	43.226	101.5	21.924	103.4	17.519	128.0	1:22.669	
8-	43.197	101.8	21.887	104.0	17.620	127.6	1:22.704									
46	Jamie JARDINE	ACER Motorsport														
1-	Out 92.6	23.101	102.3	18.583	125.7	1:30.150	7-	45.438	95.9	23.917	102.9	In		1:24.100	P	
2-	45.971	97.7	22.250	104.2	17.563	126.7	1:25.784	8-	Out	98.0	22.870	103.9	17.975	125.7	3:11.187	
3-	44.771	98.5	21.962	105.2	<i>17.421</i>	126.7	1:24.154	9-	45.136	95.3	22.392	104.2	17.716	126.5	1:25.244	
4-	44.968	<i>100.3</i>	<i>21.960</i>	<i>105.4</i>	17.701	126.5	1:24.629	10-	45.364	96.8	22.701	102.8	In		1:22.798	P
5-	44.825	97.1	22.105	104.2	17.637	<i>127.1</i>	1:24.567	11-	Out	99.6	23.241	84.6	18.419	126.7	2:34.641	
6-	<i>44.416</i>	98.5	22.209	104.9	17.547	126.5	1:24.172	12-	45.116	99.7	22.139	104.5	17.738	126.9	1:24.993	
56	Steve ROBERTS	Kevin Mills Racing														
1-	Out 90.9	23.344	102.9	18.338	127.8	1:31.417	5-	43.689	102.3	21.602	105.5	17.386	<i>128.6</i>	1:22.677		
2-	45.387	101.8	21.794	105.7	17.367	128.4	1:24.548	6-	43.495	101.8	21.658	105.0	<i>17.251</i>	127.6	1:22.404	
3-	43.317	<i>103.2</i>	21.466	<i>106.2</i>	17.306	127.8	1:22.089	7-	43.525	102.1	21.818	104.2	17.341	128.0	1:22.684	
4-	<i>43.308</i>	103.1	<i>21.370</i>	105.7	17.287	127.8	1:21.965	8-	47.587	93.3	23.516	98.7	In		1:26.390	P
58	Linton STUTELEY	Getem Racing/thebigcoldturkey.com														
1-	Out 92.9	23.520	89.2	18.260	126.3	1:31.639	7-	47.024	99.6	21.701	103.9	In		1:22.494	P	
2-	43.548	102.0	21.732	103.6	17.412	126.9	1:22.692	8-	Out	88.4	23.906	103.2	17.601	126.1	5:07.836	
3-	43.973	102.5	21.554	<i>104.2</i>	<i>17.284</i>	127.1	1:22.811	9-	43.330	101.4	21.924	102.5	17.439	<i>127.3</i>	1:22.693	
4-	<i>42.838</i>	<i>103.4</i>	<i>21.338</i>	103.9	17.405	126.1	1:21.581	10-	43.511	100.5	21.697	103.6	17.431	126.9	1:22.639	
5-	43.974	101.5	21.781	93.7	18.447	127.1	1:24.202	11-	43.222	101.1	21.814	102.8	17.319	<i>127.3</i>	1:22.355	
6-	43.236	101.5	21.564	103.7	17.449	126.5	1:22.249	12-	47.570	94.1	23.364	96.8	In		1:25.374	P
69	Nick TANDY	JTR														
1-	Out 97.4	22.200	103.4	17.791	126.9	1:28.796	8-	49.452	82.8	22.920	102.0	In		1:27.356	P	
2-	43.883	<i>102.9</i>	21.548	103.9	17.346	126.3	1:22.777	9-	Out	97.0	22.590	102.1	18.011	127.1	3:29.502	
3-	<i>42.840</i>	101.8	<i>21.239</i>	<i>104.5</i>	1:13.004	1.4	1:21.363	10-	43.221	102.0	21.604	104.0	17.439	126.7	1:22.264	
4-	42.958	96.7	21.344	104.2	17.370	127.1	2:17.392	11-	42.982	101.7	21.751	104.2	17.373	127.3	1:22.106	
5-	42.901	102.5	21.302	104.2	17.336	126.7	1:21.539	12-	42.946	102.0	21.512	103.7	<i>17.261</i>	126.9	1:21.719	
6-	47.419	85.8	24.159	82.3	19.120	125.7	1:30.698	13-	43.117	102.1	21.623	103.6	17.452	126.5	1:22.192	
7-	43.110	101.2	21.699	103.6	17.439	126.1	1:22.248									
76	Freddie HUNT	JTR														
1-	Out 84.9	25.542	102.8	19.100	127.3	1:38.683	8-	43.666	<i>100.8</i>	22.382	102.9	17.732	127.1	1:23.780		
2-	46.968	94.9	22.745	104.5	17.716	127.3	1:27.429	9-	<i>43.426</i>	98.4	22.087	103.6	17.513	127.1	1:23.026	
3-	56.571	98.8	22.243	103.6	17.658	126.5	1:36.472	10-	45.203	88.5	22.794	98.3	In		1:22.255	P
4-	44.506	97.4	21.921	103.9	<i>17.341</i>	127.6	1:23.768	11-	Out	99.1	22.352	101.7	17.883	127.6	2:41.611	
5-	43.629	97.7	<i>21.752</i>	104.5	17.510	127.3	1:22.891	12-	43.820	100.6	22.089	103.7	17.671	127.1	1:23.580	
6-	43.547	99.9	22.124	<i>105.0</i>	17.527	<i>128.4</i>	1:23.198	13-	43.511	98.4	22.087	103.9	17.635	128.0	1:23.233	
7-	52.319	95.5	22.534	102.9	18.057	127.6	1:32.910									
87	Roger ORGEE	Marque Cars														
1-	Out 96.4	23.694	102.9	18.780	126.3	1:32.641	8-	44.274	98.8	22.163	102.0	17.864	124.2	1:24.301		
2-	46.222	96.0	22.434	103.2	17.531	125.9	1:26.187	9-	45.766	98.5	23.504	99.6	In		1:24.480	P
3-	44.360	100.0	21.981	<i>103.6</i>	<i>17.435</i>	124.6	1:23.776	10-	Out	95.2	22.489	102.0	18.298	<i>126.5</i>	2:48.911	
4-	44.873	<i>100.3</i>	<i>21.650</i>	103.2	17.773	125.0	1:24.296	11-	44.385	<i>100.3</i>	22.171	102.6	17.655	125.3	1:24.211	
5-	43.942	99.3	22.002	102.5	17.623	124.8	1:23.567	12-	<i>43.820</i>	<i>100.3</i>	22.072	102.1	17.779	125.3	1:23.671	
6-	44.346	99.4	22.418	102.1	17.700	125.0	1:24.464	13-	43.944	100.2	22.235	101.8	17.864	125.0	1:24.043	

Rockingham International
Circuit Length = 1.9400 miles
Start: 11:55 End: 12:16

Weather / Track : Cloudy / Dry

British Formula Ford Championship
QUALIFYING - RACE 3 - SECTOR ANALYSIS

7 -	44.307	99.0	22.253	102.0	17.703	124.8	1:24.263	14 -	44.194	99.0	22.133	102.8	17.697	125.3	1:24.024
-----	--------	------	--------	-------	--------	-------	----------	------	--------	------	--------	-------	--------	-------	----------

British Formula Ford Championship

QUALIFYING - RACE 3 - BEST SECTOR TIMES

SECTOR 1			SECTOR 2			SECTOR 3			IDEAL / BEST COMPARISON						
POS	NO	NAME	TIME	NO	NAME	TIME	NO	NAME	TIME	POS	NO	NAME	IDEAL	BEST	DIFF
1	4	MACLEOD	42.668	69	TANDY	21.239	4	MACLEOD	17.168	1	4	MACLEOD	1:21.095	1:21.229	0.134
2	58	STUTELEY	42.838	4	MACLEOD	21.259	10	NASH	17.196	2	69	TANDY	1:21.340	1:21.363	0.023
3	69	TANDY	42.840	58	STUTELEY	21.338	56	ROBERTS	17.251	3	58	STUTELEY	1:21.460	1:21.581	0.121
4	15	KROHN	43.075	56	ROBERTS	21.370	69	TANDY	17.261	4	10	NASH	1:21.818	1:21.903	0.085
5	1	MURRAY	43.164	10	NASH	21.391	11	BROWN	17.276	5	56	ROBERTS	1:21.929	1:21.965	0.036
6	22	BRIDGER	43.179	22	BRIDGER	21.429	58	STUTELEY	17.284	6	22	BRIDGER	1:21.990	1:22.156	0.166
7	11	BROWN	43.219	11	BROWN	21.525	7	WELLER	17.338	7	11	BROWN	1:22.020	1:22.337	0.317
8	10	NASH	43.231	1	MURRAY	21.547	76	HUNT	17.341	8	1	MURRAY	1:22.058	1:22.240	0.182
9	7	WELLER	43.286	3	PLAYFAIR	21.608	1	MURRAY	17.347	9	15	KROHN	1:22.149	1:22.167	0.018
10	56	ROBERTS	43.308	87	ORGEE	21.650	3	PLAYFAIR	17.380	10	7	WELLER	1:22.324	1:22.574	0.250
11	5	NAGASE	43.359	15	KROHN	21.652	22	BRIDGER	17.382	11	3	PLAYFAIR	1:22.449	1:22.855	0.406
12	76	HUNT	43.426	7	WELLER	21.700	46	JARDINE	17.421	12	76	HUNT	1:22.519	1:22.891	0.372
13	3	PLAYFAIR	43.461	76	HUNT	21.752	15	KROHN	17.422	13	5	NAGASE	1:22.844	1:22.985	0.141
14	87	ORGEE	43.820	5	NAGASE	21.875	87	ORGEE	17.435	14	87	ORGEE	1:22.905	1:23.567	0.662
15	46	JARDINE	44.416	46	JARDINE	21.960	5	NAGASE	17.610	15	46	JARDINE	1:23.797	1:24.154	0.357
16	18	LAYAC	44.796	18	LAYAC	22.050	18	LAYAC	17.721	16	18	LAYAC	1:24.567	1:24.939	0.372
											Perfect Lap		1:21.075		


British Formula Ford Championship

QUALIFYING - RACE 3 - SPEED TRAPS

SECTOR 1				SECTOR 2			FINISH LINE		
POS	NO	NAME	MPH	NO	NAME	MPH	NO	NAME	MPH
1	4	Callum MACLEOD	104.4	4	Callum MACLEOD	106.2	69	Nick TANDY	141.8
2	58	Linton STUTELEY	103.4	56	Steve ROBERTS	106.2	5	Takashi NAGASE	136.0
3	56	Steve ROBERTS	103.2	11	David BROWN	105.8	4	Callum MACLEOD	129.1
4	11	David BROWN	103.1	3	Sarah PLAYFAIR	105.4	56	Steve ROBERTS	128.6
5	69	Nick TANDY	102.9	46	Jamie JARDINE	105.4	22	Jay BRIDGER	128.4
6	22	Jay BRIDGER	102.5	1	Marc MURRAY	105.2	76	Freddie HUNT	128.4
7	10	James NASH	102.3	22	Jay BRIDGER	105.2	11	David BROWN	128.2
8	1	Marc MURRAY	102.1	10	James NASH	105.0	1	Marc MURRAY	128.0
9	7	Marcus WELLER	102.1	76	Freddie HUNT	105.0	7	Marcus WELLER	128.0
10	15	Jesse KROHN	102.1	7	Marcus WELLER	104.9	3	Sarah PLAYFAIR	127.6
11	3	Sarah PLAYFAIR	101.1	69	Nick TANDY	104.5	10	James NASH	127.3
12	76	Freddie HUNT	100.8	15	Jesse KROHN	104.4	58	Linton STUTELEY	127.3
13	5	Takashi NAGASE	100.5	58	Linton STUTELEY	104.2	46	Jamie JARDINE	127.1
14	46	Jamie JARDINE	100.3	5	Takashi NAGASE	103.7	87	Roger ORGEE	126.5
15	87	Roger ORGEE	100.3	87	Roger ORGEE	103.6	15	Jesse KROHN	126.3
16	18	Phillippe LAYAC	98.1	18	Phillippe LAYAC	102.8	18	Phillippe LAYAC	124.0

British Formula Ford Championship

RACE 3 - GRID

ROW 8	18 1:24.939 Phillippe LAYAC	46 1:24.154 Jamie JARDINE
ROW 7	87 1:23.567 Roger ORGEE	5 1:22.985 Takashi NAGASE
ROW 6	76 1:22.891 Freddie HUNT	3 1:22.855 Sarah PLAYFAIR
ROW 5	7 1:22.574 Marcus WELLER	11 1:22.337 David BROWN
ROW 4	1 1:22.240 Marc MURRAY	15 1:22.167 Jesse KROHN
ROW 3	22 1:22.156 Jay BRIDGER	56 1:21.965 Steve ROBERTS
ROW 2	10 1:21.903 James NASH	58 1:21.581 Linton STUTELEY
ROW 1	69 1:21.363 Nick TANDY	4 1:21.229 Callum MACLEOD
Pole		
		

Weather / Track : Cloudy / Dry

Rockingham International
Circuit Length = 1.9400 miles

These results are provisional until the conclusion of any judicial and technical matters.

Clerk of Course :


Timekeeper :

British Formula Ford Championship

RACE 6 - GRID

ROW 8	18 Phillippe LAYAC	46 Jamie JARDINE
ROW 7	87 Roger ORGEE	5 Takashi NAGASE
ROW 6	76 Freddie HUNT	3 Sarah PLAYFAIR
ROW 5	7 Marcus WELLER	11 David BROWN
ROW 4	15 Jesse KROHN	1 Marc MURRAY
ROW 3	58 Linton STUTELEY	22 Jay BRIDGER
ROW 2	56 Steve ROBERTS	10 James NASH
ROW 1	69 Nick TANDY	4 Callum MACLEOD

Pole



Weather / Track : Cloudy / Dry

Rockingham International
Circuit Length = 1.9400 miles

These results are provisional until the conclusion of any judicial and technical matters.

Clerk of Course :

Timekeeper :

British Formula Ford Championship

RACE 3 - CLASSIFICATION

POS	NO	CL	DRIVER / TEAM	CAR	LAPS	TIME	GAP	DIFF	MPH	BEST	ON
1	4	C	Callum MACLEOD Jamun Racing Services	Mygale SJ07	14	19:19.169			84.34	1:21.633	3
2	10	C	James NASH Kevin Mills Racing	Van Diemen DP07	14	19:24.987	5.818	5.818	83.92	1:22.320	5
3	69	C	Nick TANDY JTR	Ray GRS07	14	19:29.225	10.056	4.238	83.62	1:22.359	3
4	58	C	Linton STUTELEY Getem Racing/thebigcoldturkey.com	Mygale 06	14	19:31.139	11.970	1.914	83.48	1:22.195	4
5	22	C	Jay BRIDGER Fluid Motorsport Development	Mygale SJ07	14	19:31.368	12.199	0.229	83.47	1:22.284	6
6	11	C	David BROWN Kevin Mills Racing	Van Diemen DP07	14	19:32.836	13.667	1.468	83.36	1:22.606	5
7	56	C	Steve ROBERTS Kevin Mills Racing	Van Diemen DP07	14	19:33.400	14.231	0.564	83.32	1:22.208	4
8	1	C	Marc MURRAY Jamun Racing Services	Van Diemen 06	14	19:40.918	21.749	7.518	82.79	1:22.957	6
9	3	C	Sarah PLAYFAIR Jamun Racing Services	Mygale SJ07	14	19:41.899	22.730	0.981	82.72	1:22.726	2
10	5	C	Takashi NAGASE Fluid Motorsport Development Ltd	Van Diemen 06	14	19:42.763	23.594	0.864	82.66	1:23.343	2
11	76	C	Freddie HUNT JTR	Ray GRS07	14	19:49.962	30.793	7.199	82.16	1:23.700	5
12	87	C	Roger ORGEE Marque Cars	Ray GRS07	14	19:57.063	37.894	7.101	81.67	1:24.186	5
13	46	C	Jamie JARDINE ACER Motorsport	Ray GRS07	14	20:07.127	47.958	10.064	80.99	1:24.848	5
14	18	C	Phillippe LAYAC Avenues Race Engineering	Ray GRS07	14	20:07.751	48.582	0.624	80.95	1:24.724	14
NOT CLASSIFIED											
DNF	15	C	Jesse KROHN Raysport	Ray GSR07	10	14:04.691	4 laps	4 laps	82.68	1:22.597	2
DNS	7	C	Marcus WELLER Fluid Motorsport Development	Van Diemen 06	0						0
FASTEST LAP											
	4	C	Callum MACLEOD Jamun Racing Services	Mygale SJ07	3	1:21.633			85.55 mph	137.68 kph	

Weather / Track : Cloudy / Dry

These results are provisional until the conclusion of any judicial and technical matters.

Rockingham International
Circuit Length = 1.9400 miles
Start: 16:27 End: 16:47

Clerk of Course :

Timekeeper :

British Formula Ford Championship

RACE 3 - LAP CHART

Lap 1			Lap 2			Lap 3			Lap 4			Lap 5		
No	Behind	Laptime	No	Behind	Laptime	No	Behind	Laptime	No	Behind	Laptime	No	Behind	Laptime
4		1:26.244	4		1:22.155	4		1:21.633	4		1:21.900	4		1:21.730
10	0.310	1:25.222	10	0.686	1:22.531	10	1.404	1:22.351	10	1.878	1:22.374	10	2.468	1:22.320
56	1.493	1:26.112	56	1.671	1:22.333	56	2.499	1:22.461	56	2.807	1:22.208	56	3.501	1:22.424
69	1.708	1:27.553	69	2.070	1:22.517	69	2.796	1:22.359	69	3.419	1:22.523	58	4.337	1:22.491
58	1.990	1:27.413	58	2.399	1:22.564	58	3.281	1:22.515	58	3.576	1:22.195	69	4.653	1:22.964
22	2.143	1:26.450	22	2.726	1:22.738	22	3.674	1:22.581	22	4.326	1:22.552	22	5.289	1:22.693
11	2.631	1:26.000	11	3.087	1:22.611	11	4.790	1:23.336	11	6.357	1:23.467	11	7.233	1:22.606
15	3.059	1:26.684	15	3.501	1:22.597	15	5.176	1:23.308	15	6.668	1:23.392	15	8.491	1:23.553
3	3.435	1:26.209	3	4.006	1:22.726	3	5.424	1:23.051	3	6.824	1:23.300	3	8.817	1:23.723
5	3.718	1:26.220	5	4.906	1:23.343	5	6.628	1:23.355	5	8.381	1:23.653	5	10.719	1:24.068
76	4.130	1:26.522	76	5.902	1:23.927	1	8.000	1:23.118	1	9.074	1:22.974	1	11.645	1:24.301
46	4.966	1:26.815	1	6.515	1:23.273	76	8.932	1:24.663	76	10.914	1:23.882	76	12.884	1:23.700
87	5.181	1:27.051	87	8.513	1:25.487	87	11.135	1:24.255	87	13.597	1:24.362	87	16.053	1:24.186
1	5.397	1:28.958	46	9.469	1:26.658	46	13.428	1:25.592	46	16.486	1:24.958	46	19.604	1:24.848
18	8.181	1:29.045	18	12.476	1:26.450	18	16.521	1:25.678	18	20.221	1:25.600	18	24.154	1:25.663

British Formula Ford Championship

RACE 3 - LAP CHART

Lap 6			Lap 7			Lap 8			Lap 9			Lap 10		
No	Behind	Laptime	No	Behind	Laptime	No	Behind	Laptime	No	Behind	Laptime	No	Behind	Laptime
4		1:21.802	4		1:22.023	4		1:22.274	4		1:22.193	4		1:22.491
10	3.006	1:22.340	10	3.579	1:22.596	10	4.242	1:22.937	10	4.891	1:22.842	10	5.281	1:22.881
56	4.272	1:22.573	56	5.183	1:22.934	56	5.921	1:23.012	56	6.961	1:23.233	56	7.701	1:23.231
58	4.973	1:22.438	58	5.799	1:22.849	69	6.766	1:22.867	69	7.896	1:23.323	69	8.269	1:22.864
69	5.362	1:22.511	69	6.173	1:22.834	58	7.047	1:23.522	58	8.329	1:23.475	58	8.675	1:22.837
22	5.771	1:22.284	22	6.493	1:22.745	22	7.301	1:23.082	22	8.717	1:23.609	22	9.092	1:22.866
11	8.060	1:22.629	11	9.180	1:23.143	11	9.995	1:23.089	11	10.809	1:23.007	11	11.807	1:23.489
15	10.151	1:23.462	3	12.359	1:23.981	3	14.142	1:24.057	3	16.660	1:24.711	15	17.887	1:23.596
3	10.401	1:23.386	15	13.228	1:25.100	15	14.896	1:23.942	15	16.782	1:24.079	1	18.111	1:23.566
5	12.386	1:23.469	5	14.123	1:23.760	1	15.328	1:23.327	1	17.036	1:23.901	3	18.614	1:24.445
1	12.800	1:22.957	1	14.275	1:23.498	5	15.864	1:24.015	5	17.744	1:24.073	5	19.564	1:24.311
76	14.884	1:23.802	76	17.021	1:24.160	76	18.774	1:24.027	76	20.964	1:24.383	76	23.207	1:24.734
87	18.930	1:24.679	87	21.567	1:24.660	87	24.151	1:24.858	87	26.585	1:24.627	87	28.961	1:24.867
46	23.241	1:25.439	46	26.719	1:25.501	46	30.379	1:25.934	46	33.868	1:25.682	46	37.127	1:25.750
18	27.918	1:25.566	18	31.424	1:25.529	18	34.627	1:25.477	18	37.747	1:25.313	18	40.921	1:25.665

British Formula Ford Championship

RACE 3 - LAP CHART

Lap 11			Lap 12			Lap 13			Lap 14		
No	Behind	Laptime	No	Behind	Laptime	No	Behind	Laptime	No	Behind	Laptime
4		1:23.272	4		1:23.019	4		1:22.755	4		1:23.319
10	5.058	1:23.049	10	5.233	1:23.194	10	5.752	1:23.274	10	5.818	1:23.385
58	8.928	1:23.525	69	9.419	1:23.314	69	9.987	1:23.323	69	10.056	1:23.388
69	9.124	1:24.127	22	10.017	1:23.748	22	10.341	1:23.079	58	11.970	1:24.450
22	9.288	1:23.468	58	10.440	1:24.531	58	10.839	1:23.154	22	12.199	1:25.177
11	11.844	1:23.309	11	12.374	1:23.549	11	13.016	1:23.397	11	13.667	1:23.970
56	13.119	1:28.690	56	13.400	1:23.300	56	14.226	1:23.581	56	14.231	1:23.324
1	19.267	1:24.428	1	20.103	1:23.855	1	21.247	1:23.899	1	21.749	1:23.821
3	19.790	1:24.448	3	20.959	1:24.188	3	22.173	1:23.969	3	22.730	1:23.876
5	20.418	1:24.126	5	21.662	1:24.263	5	22.958	1:24.051	5	23.594	1:23.955
76	24.397	1:24.462	76	26.116	1:24.738	76	28.335	1:24.974	76	30.793	1:25.777
87	30.546	1:24.857	87	33.190	1:25.663	87	35.879	1:25.444	87	37.894	1:25.334
46	40.006	1:26.151	46	43.302	1:26.315	46	46.151	1:25.604	46	47.958	1:25.126
18	42.666	1:25.017	18	44.500	1:24.853	18	47.177	1:25.432	18	48.582	1:24.724

British Formula Ford Championship

RACE 3 - SECTOR ANALYSIS

1	Marc MURRAY				Jamun Racing Services										
1-	49.286	98.3	21.995	106.4	17.677	129.5	1:28.958	8-	43.935	100.5	<i>21.744</i>	106.4	17.648	128.2	1:23.327
2-	43.975	100.8	21.824	106.0	17.474	129.1	1:23.273	9-	44.113	98.1	22.285	104.9	17.503	129.7	1:23.901
3-	43.985	98.7	21.750	105.5	<i>17.383</i>	128.4	1:23.118	10-	43.880	100.9	21.959	106.4	17.727	129.1	1:23.566
4-	<i>43.516</i>	<i>101.4</i>	21.777	105.4	17.681	128.6	1:22.974	11-	43.897	100.0	22.837	104.5	17.694	127.1	1:24.428
5-	43.521	101.1	21.875	105.4	18.905	128.2	1:24.301	12-	44.292	99.7	21.962	105.0	17.601	127.6	1:23.855
6-	43.572	100.8	21.851	105.5	17.534	129.1	1:22.957	13-	44.141	98.4	22.061	104.7	17.697	127.3	1:23.899
7-	43.899	100.9	21.911	<i>106.9</i>	17.688	<i>130.2</i>	1:23.498	14-	44.144	99.3	21.993	105.2	17.684	126.9	1:23.821
3	Sarah PLAYFAIR				Jamun Racing Services										
1-	46.515	100.2	21.958	<i>106.0</i>	17.736	128.9	1:26.209	8-	44.124	99.4	22.124	104.2	17.809	126.7	1:24.057
2-	43.433	<i>101.5</i>	<i>21.728</i>	104.7	<i>17.565</i>	128.4	1:22.726	9-	44.753	98.5	22.121	104.4	17.837	126.3	1:24.711
3-	43.443	100.5	21.948	105.7	17.660	<i>129.7</i>	1:23.051	10-	44.629	99.0	22.094	105.4	17.722	128.2	1:24.445
4-	<i>43.199</i>	<i>101.5</i>	21.832	105.7	18.269	129.5	1:23.300	11-	43.944	99.6	22.806	104.7	17.698	127.6	1:24.448
5-	43.664	94.7	22.448	105.5	17.611	128.9	1:23.723	12-	44.281	100.8	22.210	104.5	17.697	127.3	1:24.188
6-	43.807	101.1	21.901	104.5	17.678	128.6	1:23.386	13-	44.015	100.5	22.226	105.5	17.728	127.3	1:23.969
7-	44.013	100.0	22.196	103.9	17.772	126.9	1:23.981	14-	44.067	99.3	22.149	105.2	17.660	127.1	1:23.876
4	Callum MACLEOD				Jamun Racing Services										
1-	47.074	100.2	21.693	104.5	17.477	127.8	1:26.244	8-	43.103	<i>101.2</i>	<i>21.487</i>	105.0	17.684	128.2	1:22.274
2-	43.211	99.6	21.690	105.0	<i>17.254</i>	<i>128.9</i>	1:22.155	9-	42.954	<i>101.2</i>	21.668	105.2	17.571	128.0	1:22.193
3-	42.778	101.1	21.565	105.0	17.290	128.4	1:21.633	10-	43.307	101.1	21.669	105.5	17.515	128.4	1:22.491
4-	43.081	100.6	21.541	104.9	17.278	128.6	1:21.900	11-	43.956	99.9	21.741	105.4	17.575	128.0	1:23.272
5-	<i>42.775</i>	100.8	21.539	104.9	17.416	127.8	1:21.730	12-	43.539	100.6	21.883	<i>105.7</i>	17.597	128.0	1:23.019
6-	42.820	101.1	21.641	105.5	17.341	128.6	1:21.802	13-	43.291	101.1	21.810	105.2	17.654	127.6	1:22.755
7-	43.026	<i>101.2</i>	21.524	105.0	17.473	128.0	1:22.023	14-	43.352	101.1	21.846	105.2	18.121	107.1	1:23.319
5	Takashi NAGASE				Fluid Motorsport Development Ltd										
1-	46.475	98.1	22.041	<i>105.7</i>	17.704	<i>128.4</i>	1:26.220	8-	44.329	99.7	22.065	104.7	<i>17.621</i>	128.2	1:24.015
2-	<i>43.403</i>	100.6	22.235	102.5	17.705	126.5	1:23.343	9-	43.884	<i>100.8</i>	22.433	104.2	17.756	126.5	1:24.073
3-	43.561	99.9	<i>21.936</i>	104.4	17.858	126.7	1:23.355	10-	44.189	99.9	22.242	104.0	17.880	127.3	1:24.311
4-	43.795	98.3	21.987	103.6	17.871	126.9	1:23.653	11-	43.966	98.5	22.346	104.7	17.814	127.1	1:24.126
5-	43.879	98.5	22.357	103.6	17.832	126.9	1:24.068	12-	44.065	99.3	22.397	104.0	17.801	127.6	1:24.263
6-	43.695	99.0	22.055	103.2	17.719	125.9	1:23.469	13-	44.023	99.7	22.231	104.4	17.797	127.6	1:24.051
7-	43.898	97.3	22.120	104.0	17.742	127.6	1:23.760	14-	43.819	100.5	22.382	103.6	17.754	127.3	1:23.955
10	James NASH				Kevin Mills Racing										
1-	46.029	100.9	21.756	<i>105.8</i>	17.437	127.1	1:25.222	8-	43.599	100.5	21.850	104.4	17.488	127.3	1:22.937
2-	43.378	98.8	21.765	105.4	<i>17.388</i>	<i>127.6</i>	1:22.531	9-	43.401	100.3	21.944	104.4	17.497	126.9	1:22.842
3-	<i>43.241</i>	<i>101.5</i>	21.722	104.7	17.388	127.1	1:22.351	10-	43.418	99.9	21.962	105.2	17.501	126.9	1:22.881
4-	43.382	99.7	<i>21.581</i>	105.0	17.411	126.9	1:22.374	11-	43.591	101.1	21.901	104.4	17.557	126.9	1:23.049
5-	43.250	100.8	21.677	104.2	17.393	<i>127.6</i>	1:22.320	12-	43.666	100.3	21.979	104.5	17.549	127.1	1:23.194
6-	43.258	99.9	21.688	104.5	17.394	127.1	1:22.340	13-	43.675	99.6	22.004	105.0	17.595	126.5	1:23.274
7-	43.301	100.8	21.848	104.4	17.447	126.9	1:22.596	14-	43.772	100.3	21.863	104.7	17.750	124.0	1:23.385
11	David BROWN				Kevin Mills Racing										
1-	46.370	101.1	22.038	<i>105.7</i>	17.592	128.2	1:26.000	8-	43.484	100.9	21.998	104.5	17.607	126.5	1:23.089
2-	43.260	<i>102.0</i>	<i>21.847</i>	105.4	17.504	127.3	1:22.611	9-	43.447	100.8	21.907	104.9	17.653	126.1	1:23.007
3-	43.794	101.7	22.124	105.5	<i>17.418</i>	127.1	1:23.336	10-	43.608	99.7	22.301	103.9	17.580	126.9	1:23.489
4-	43.298	101.5	22.046	104.9	18.123	126.5	1:23.467	11-	43.558	100.3	22.159	104.5	17.592	126.7	1:23.309
5-	43.177	101.4	21.949	103.9	17.480	127.3	1:22.606	12-	43.812	100.6	22.209	105.2	17.528	<i>128.4</i>	1:23.549
6-	<i>43.127</i>	101.1	22.022	105.2	17.480	126.7	1:22.629	13-	43.695	100.2	22.123	105.2	17.579	126.7	1:23.397
7-	43.626	101.2	21.991	104.4	17.526	126.7	1:23.143	14-	44.069	100.0	22.224	104.9	17.677	126.3	1:23.970
15	Jesse KROHN				Raysport										
1-	47.028	99.3	22.000	<i>104.9</i>	17.656	127.3	1:26.684	6-	43.893	98.5	21.955	103.1	17.614	125.9	1:23.462
2-	43.304	100.9	<i>21.710</i>	<i>104.9</i>	17.583	127.6	1:22.597	7-	45.188	98.4	22.158	103.9	17.754	126.1	1:25.100
3-	43.768	<i>101.7</i>	21.966	103.4	17.574	<i>128.0</i>	1:23.308	8-	44.161	99.6	22.139	103.9	17.642	126.7	1:23.942
4-	<i>43.221</i>	100.2	21.833	103.6	18.338	127.3	1:23.392	9-	44.166	99.3	22.142	104.0	17.771	126.9	1:24.079
5-	43.788	92.6	22.256	103.9	<i>17.509</i>	126.5	1:23.553	10-	43.783	100.8	22.136	102.6	17.677	126.1	1:23.596
18	Phillippe LAYAC				Avenues Race Engineering										
1-	47.798	77.1	23.204	102.0	18.043	122.6	1:29.045	8-	45.018	96.7	22.597	102.5	17.862	122.8	1:25.477

Rockingham International
Circuit Length = 1.9400 miles
Start: 16:27 End: 16:47

Weather / Track : Cloudy / Dry

British Formula Ford Championship

RACE 3 - SECTOR ANALYSIS

2-	45.564	95.1	22.743	101.7	18.143	123.0	1:26.450	9-	44.809	97.1	22.639	102.0	17.865	123.0	1:25.313
3-	45.359	95.3	22.361	102.6	17.958	123.2	1:25.678	10-	45.121	98.0	22.495	102.1	18.049	122.8	1:25.665
4-	45.258	96.7	22.544	102.5	17.798	122.8	1:25.600	11-	44.634	96.8	22.539	101.8	17.844	122.6	1:25.017
5-	44.958	97.4	22.557	102.1	18.148	123.0	1:25.663	12-	44.800	97.7	22.266	102.6	17.787	123.0	1:24.853
6-	45.014	98.1	22.682	100.9	17.870	122.4	1:25.566	13-	45.000	96.4	22.646	101.5	17.786	123.6	1:25.432
7-	44.896	98.4	22.740	101.4	17.893	122.8	1:25.529	14-	44.719	97.3	22.172	104.0	17.833	123.0	1:24.724
22	Jay BRIDGER Fluid Motorsport Development														
1-	47.008	101.1	21.895	105.2	17.547	129.9	1:26.450	8-	43.472	101.2	21.898	104.7	17.712	129.5	1:23.082
2-	43.389	101.4	21.884	105.2	17.465	129.7	1:22.738	9-	44.064	100.2	22.078	105.0	17.467	129.3	1:23.609
3-	43.259	99.4	21.886	105.4	17.436	129.1	1:22.581	10-	43.421	100.5	21.890	105.4	17.555	128.9	1:22.866
4-	43.270	99.9	21.806	105.0	17.476	129.1	1:22.552	11-	43.310	99.1	22.326	105.4	17.832	129.3	1:23.468
5-	43.250	100.5	22.012	104.7	17.431	129.5	1:22.693	12-	44.083	99.1	21.992	105.0	17.673	128.2	1:23.748
6-	43.150	100.9	21.707	105.4	17.427	129.3	1:22.284	13-	43.565	100.8	21.988	105.5	17.526	128.9	1:23.079
7-	43.356	101.2	21.835	105.0	17.554	129.7	1:22.745	14-	45.107	98.7	22.453	103.9	17.617	128.2	1:25.177
46	Jamie JARDINE ACER Motorsport														
1-	46.681	95.9	22.358	104.7	17.776	127.1	1:26.815	8-	45.080	96.0	22.895	103.7	17.959	126.3	1:25.934
2-	45.245	98.7	22.532	105.5	18.881	126.9	1:26.658	9-	45.223	96.3	22.670	104.4	17.789	126.9	1:25.682
3-	45.551	96.6	22.345	104.9	17.696	127.3	1:25.592	10-	45.288	96.7	22.556	103.9	17.906	126.3	1:25.750
4-	44.797	97.5	22.411	104.7	17.750	126.7	1:24.958	11-	45.313	96.3	22.957	104.4	17.881	126.5	1:26.151
5-	44.673	98.8	22.333	104.5	17.842	126.5	1:24.848	12-	45.360	96.0	22.995	104.2	17.960	126.3	1:26.315
6-	45.038	96.6	22.482	104.4	17.919	126.5	1:25.439	13-	45.235	95.7	22.551	104.2	17.818	126.1	1:25.604
7-	45.045	97.5	22.524	104.2	17.932	126.3	1:25.501	14-	44.824	97.5	22.507	104.0	17.795	126.5	1:25.126
56	Steve ROBERTS Kevin Mills Racing														
1-	46.439	102.6	21.711	106.7	17.962	127.1	1:26.112	8-	43.623	101.2	21.853	104.4	17.536	127.1	1:23.012
2-	43.165	101.2	21.744	105.5	17.424	127.6	1:22.333	9-	43.575	100.6	21.943	103.9	17.715	127.1	1:23.233
3-	43.314	101.4	21.742	104.5	17.405	127.8	1:22.461	10-	43.684	100.8	21.874	105.0	17.673	127.1	1:23.231
4-	43.060	101.7	21.723	105.2	17.425	127.8	1:22.208	11-	43.768	98.1	21.180	103.7	17.742	126.9	1:28.690
5-	43.241	101.2	21.780	104.5	17.403	128.0	1:22.424	12-	43.801	101.2	21.930	105.0	17.569	127.3	1:23.300
6-	43.323	97.5	21.730	104.9	17.520	127.3	1:22.573	13-	43.856	99.4	22.066	105.4	17.659	126.9	1:23.581
7-	43.375	100.5	21.928	104.4	17.631	126.5	1:22.934	14-	43.694	100.9	21.937	105.7	17.693	127.3	1:23.324
58	Linton STUTELEY Getem Racing/thebigcoldturkey.com														
1-	47.924	100.3	21.789	105.0	17.700	128.4	1:27.413	8-	43.472	101.7	22.276	104.5	17.774	127.6	1:23.522
2-	43.364	101.2	21.713	105.8	17.487	128.9	1:22.564	9-	44.031	100.2	21.854	105.2	17.590	127.1	1:23.475
3-	43.381	100.5	21.720	105.5	17.414	128.2	1:22.515	10-	43.470	100.2	21.801	105.4	17.566	128.2	1:22.837
4-	42.884	101.7	21.688	105.4	17.623	128.9	1:22.195	11-	43.362	100.9	21.968	103.6	18.195	126.1	1:23.525
5-	43.373	101.1	21.685	104.9	17.433	127.3	1:22.491	12-	44.754	100.6	22.128	104.5	17.649	126.9	1:24.531
6-	43.168	99.3	21.643	105.2	17.627	126.7	1:22.438	13-	43.468	100.9	21.983	105.8	17.703	127.1	1:23.154
7-	43.425	100.3	21.877	104.9	17.547	127.1	1:22.849	14-	44.486	96.7	22.157	103.6	17.807	126.3	1:24.450
69	Nick TANDY JTR														
1-	47.516	101.8	21.743	104.0	18.294	128.4	1:27.553	8-	43.348	99.0	21.901	103.6	17.618	127.3	1:22.867
2-	43.498	100.3	21.545	105.5	17.474	128.4	1:22.517	9-	43.925	101.2	21.882	103.7	17.516	127.3	1:23.323
3-	43.251	101.4	21.652	105.5	17.456	128.6	1:22.359	10-	43.604	101.2	21.762	104.4	17.498	127.8	1:22.864
4-	43.205	100.6	21.744	102.8	17.574	128.4	1:22.523	11-	43.377	99.0	22.482	103.6	18.268	127.8	1:24.127
5-	43.786	99.1	21.868	104.7	17.310	129.1	1:22.964	12-	43.872	99.4	21.888	103.1	17.554	126.3	1:23.314
6-	43.288	97.3	21.739	104.7	17.484	128.0	1:22.511	13-	43.640	100.0	22.058	103.4	17.625	126.3	1:23.323
7-	43.376	100.3	21.876	105.2	17.582	124.4	1:22.834	14-	43.881	98.5	21.915	103.1	17.592	125.7	1:23.388
76	Freddie HUNT JTR														
1-	46.617	98.3	22.058	106.2	17.847	128.9	1:26.522	8-	43.835	97.3	22.164	104.7	18.028	126.9	1:24.027
2-	43.951	100.5	21.962	105.4	18.014	127.8	1:23.927	9-	44.083	96.1	22.336	104.9	17.964	127.1	1:24.383
3-	44.385	98.1	22.550	103.9	17.728	127.6	1:24.663	10-	44.111	96.0	22.299	104.5	18.324	127.8	1:24.734
4-	43.897	99.4	22.018	104.4	17.967	127.1	1:23.882	11-	44.155	98.7	22.540	105.0	17.767	127.6	1:24.462
5-	43.816	99.4	22.050	104.7	17.834	127.6	1:23.700	12-	44.095	96.8	22.470	104.5	18.173	126.7	1:24.738
6-	43.702	100.3	22.276	104.5	17.824	127.3	1:23.802	13-	44.519	97.5	22.405	104.4	18.050	126.5	1:24.974
7-	43.806	99.4	22.332	104.7	18.022	126.9	1:24.160	14-	44.884	95.7	22.586	104.9	18.307	126.1	1:25.777
87	Roger ORGEE Marque Cars														
1-	46.857	95.9	22.299	103.9	17.895	127.3	1:27.051	8-	44.340	98.4	22.564	102.6	17.954	125.7	1:24.858
2-	44.642	97.8	22.271	104.2	18.574	125.9	1:25.487	9-	44.349	99.1	22.414	102.5	17.864	125.5	1:24.627

Rockingham International
Circuit Length = 1.9400 miles
Start: 16:27 End: 16:47

Weather / Track : Cloudy / Dry

British Formula Ford Championship

RACE 3 - SECTOR ANALYSIS

3 -	44.447	99.0	<i>22.145</i>	103.7	<i>17.663</i>	126.1	1:24.255	10 -	44.601	98.4	22.274	102.9	17.992	126.3	1:24.867
4 -	44.360	97.8	22.203	103.1	17.799	126.3	1:24.362	11 -	<i>44.204</i>	99.0	22.751	103.1	17.902	125.3	1:24.857
5 -	44.286	97.4	22.196	103.1	17.704	126.1	1:24.186	12 -	45.056	98.0	22.586	102.6	18.021	125.0	1:25.663
6 -	44.399	99.1	22.337	102.3	17.943	125.3	1:24.679	13 -	44.726	98.1	22.618	102.3	18.100	125.3	1:25.444
7 -	44.419	<i>99.3</i>	22.407	102.1	17.834	125.5	1:24.660	14 -	44.442	98.4	22.616	102.9	18.276	122.2	1:25.334

British Formula Ford Championship

RACE 3 - BEST SECTOR TIMES

SECTOR 1			SECTOR 2			SECTOR 3			IDEAL / BEST COMPARISON						
POS	NO	NAME	TIME	NO	NAME	TIME	NO	NAME	TIME	POS	NO	NAME	IDEAL	BEST	DIFF
1	4	MACLEOD	42.775	4	MACLEOD	21.487	4	MACLEOD	17.254	1	4	MACLEOD	1:21.516	1:21.633	0.117
2	58	STUTELEY	42.884	69	TANDY	21.545	69	TANDY	17.310	2	58	STUTELEY	1:21.941	1:22.195	0.254
3	56	ROBERTS	43.060	10	NASH	21.581	1	MURRAY	17.383	3	69	TANDY	1:22.060	1:22.359	0.299
4	11	BROWN	43.127	58	STUTELEY	21.643	10	NASH	17.388	4	56	ROBERTS	1:22.174	1:22.208	0.034
5	22	BRIDGER	43.150	22	BRIDGER	21.707	56	ROBERTS	17.403	5	10	NASH	1:22.210	1:22.320	0.110
6	3	PLAYFAIR	43.199	15	KROHN	21.710	58	STUTELEY	17.414	6	22	BRIDGER	1:22.284	1:22.284	0.000
7	69	TANDY	43.205	56	ROBERTS	21.711	11	BROWN	17.418	7	11	BROWN	1:22.392	1:22.606	0.214
8	15	KROHN	43.221	3	PLAYFAIR	21.728	22	BRIDGER	17.427	8	15	KROHN	1:22.440	1:22.597	0.157
9	10	NASH	43.241	1	MURRAY	21.744	15	KROHN	17.509	9	3	PLAYFAIR	1:22.492	1:22.726	0.234
10	5	NAGASE	43.403	11	BROWN	21.847	3	PLAYFAIR	17.565	10	1	MURRAY	1:22.643	1:22.957	0.314
11	1	MURRAY	43.516	5	NAGASE	21.936	5	NAGASE	17.621	11	5	NAGASE	1:22.960	1:23.343	0.383
12	76	HUNT	43.702	76	HUNT	21.962	87	ORGEE	17.663	12	76	HUNT	1:23.392	1:23.700	0.308
13	87	ORGEE	44.204	87	ORGEE	22.145	46	JARDINE	17.696	13	87	ORGEE	1:24.012	1:24.186	0.174
14	18	LAYAC	44.634	18	LAYAC	22.172	76	HUNT	17.728	14	18	LAYAC	1:24.592	1:24.724	0.132
15	46	JARDINE	44.673	46	JARDINE	22.333	18	LAYAC	17.786	15	46	JARDINE	1:24.702	1:24.848	0.146
												Perfect Lap		1:21.516	

British Formula Ford Championship

RACE 3 - SPEED TRAPS

SECTOR 1				SECTOR 2			FINISH LINE		
POS	NO	NAME	MPH	NO	NAME	MPH	NO	NAME	MPH
1	56	Steve ROBERTS	102.6	1	Marc MURRAY	106.9	1	Marc MURRAY	130.2
2	11	David BROWN	102.0	56	Steve ROBERTS	106.7	22	Jay BRIDGER	129.9
3	69	Nick TANDY	101.8	76	Freddie HUNT	106.2	3	Sarah PLAYFAIR	129.7
4	15	Jesse KROHN	101.7	3	Sarah PLAYFAIR	106.0	69	Nick TANDY	129.1
5	58	Linton STUTELEY	101.7	10	James NASH	105.8	4	Callum MACLEOD	128.9
6	3	Sarah PLAYFAIR	101.5	58	Linton STUTELEY	105.8	58	Linton STUTELEY	128.9
7	10	James NASH	101.5	4	Callum MACLEOD	105.7	76	Freddie HUNT	128.9
8	1	Marc MURRAY	101.4	5	Takashi NAGASE	105.7	5	Takashi NAGASE	128.4
9	22	Jay BRIDGER	101.4	11	David BROWN	105.7	11	David BROWN	128.4
10	4	Callum MACLEOD	101.2	22	Jay BRIDGER	105.5	15	Jesse KROHN	128.0
11	5	Takashi NAGASE	100.8	46	Jamie JARDINE	105.5	56	Steve ROBERTS	128.0
12	76	Freddie HUNT	100.5	69	Nick TANDY	105.5	10	James NASH	127.6
13	87	Roger ORGEE	99.3	15	Jesse KROHN	104.9	46	Jamie JARDINE	127.3
14	46	Jamie JARDINE	98.8	87	Roger ORGEE	104.2	87	Roger ORGEE	127.3
15	18	Phillippe LAYAC	98.4	18	Phillippe LAYAC	104.0	18	Phillippe LAYAC	123.6

Weather / Track : Cloudy / Dry

www.msttiming.com

Rockingham International
Circuit Length = 1.9400 miles
Start: 16:27 End: 16:47

Printed - 16.48 Saturday, 29 September 2007

British Formula Ford Championship

RACE 6 - CLASSIFICATION

POS	NO	CL	DRIVER / TEAM	CAR	LAPS	TIME	GAP	DIFF	MPH	BEST	ON
1	4	C	Callum MACLEOD Jamun Racing Services	Mygale SJ07	14	19:19.305			84.33	1:21.934	4
2	69	C	Nick TANDY JTR	Ray GRS07	14	19:28.701	9.396	9.396	83.66	1:21.997	2
3	22	C	Jay BRIDGER Fluid Motorsport Development	Mygale SJ07	14	19:29.306	10.001	0.605	83.61	1:22.271	6
4	10	C	James NASH Kevin Mills Racing	Van Diemen DP07	14	19:30.444	11.139	1.138	83.53	1:22.815	6
5	58	C	Linton STUTELEY Getem Racing/thebigcoldturkey.com	Mygale 06	14	19:35.868	16.563	5.424	83.15	1:22.804	9
6	56	C	Steve ROBERTS Kevin Mills Racing	Van Diemen DP07	14	19:38.580	19.275	2.712	82.96	1:22.969	4
7	1	C	Marc MURRAY Jamun Racing Services	Van Diemen 06	14	19:38.789	19.484	0.209	82.94	1:22.967	9
8	11	C	David BROWN Kevin Mills Racing	Van Diemen DP07	14	19:39.337	20.032	0.548	82.90	1:23.002	3
9	7	C	Marcus WELLER Fluid Motorsport Development	Van Diemen 06	14	19:42.429	23.124	3.092	82.69	1:23.094	5
10	3	C	Sarah PLAYFAIR Jamun Racing Services	Mygale SJ07	14	19:43.386	24.081	0.957	82.62	1:22.898	4
11	15	C	Jesse KROHN Raysport	Ray GSR07	14	19:43.523	24.218	0.137	82.61	1:23.125	4
12	87	C	Roger ORGEE Marque Cars	Ray GRS07	14	20:00.295	40.990	16.772	81.45	1:23.990	3
13	46	C	Jamie JARDINE ACER Motorsport	Ray GRS07	14	20:01.423	42.118	1.128	81.38	1:24.278	3
14	5	C	Takashi NAGASE Fluid Motorsport Development Ltd	Van Diemen 06	14	20:02.343	43.038	0.920	81.32	1:24.028	4
NOT CLASSIFIED											
DNF	76	C	Freddie HUNT JTR	Ray GRS07	1	1:47.591	13 laps	13 laps	64.91		0
DNF	18	C	Phillippe LAYAC Avenues Race Engineering	Ray GRS07	0						0
FASTEST LAP											
	4	C	Callum MACLEOD Jamun Racing Services	Mygale SJ07	4	1:21.934			85.23 mph	137.17 kph	

Weather / Track : Bright / Dry

These results are provisional until the conclusion of any judicial and technical matters.

Rockingham International
Circuit Length = 1.9400 miles
Start: 11:01 End: 11:22

Clerk of Course :

Timekeeper :

British Formula Ford Championship

RACE 6 - LAP CHART

Lap 1			Lap 2			Lap 3			Lap 4			Lap 5		
No	Behind	Laptime	No	Behind	Laptime	No	Behind	Laptime	No	Behind	Laptime	No	Behind	Laptime
4		1:26.851	4		1:22.276	4		1:22.174	4		1:21.934	4		1:21.950
10	0.524	1:26.518	69	0.399	1:21.997	69	0.681	1:22.456	69	1.324	1:22.577	69	1.873	1:22.499
69	0.678	1:27.068	22	1.174	1:22.275	22	1.553	1:22.553	22	2.316	1:22.697	22	3.111	1:22.745
22	1.175	1:26.319	10	1.524	1:23.276	10	2.306	1:22.956	10	3.389	1:23.017	10	4.418	1:22.979
58	1.520	1:26.365	58	2.701	1:23.457	58	3.899	1:23.372	58	4.942	1:22.977	58	6.024	1:23.032
56	2.020	1:27.303	56	2.895	1:23.151	56	4.039	1:23.318	56	5.074	1:22.969	56	6.397	1:23.273
11	2.384	1:26.319	11	3.508	1:23.400	11	4.336	1:23.002	11	5.457	1:23.055	11	6.608	1:23.101
1	2.672	1:27.207	1	3.919	1:23.523	1	7.230	1:25.485	1	8.379	1:23.083	1	9.433	1:23.004
3	5.124	1:28.422	7	6.628	1:23.473	7	7.641	1:23.187	7	8.967	1:23.260	7	10.111	1:23.094
7	5.431	1:29.325	15	6.924	1:23.377	15	8.135	1:23.385	15	9.326	1:23.125	15	10.640	1:23.264
87	5.596	1:28.039	3	7.780	1:24.932	3	8.964	1:23.358	3	9.928	1:22.898	3	11.037	1:23.059
15	5.823	1:29.245	87	8.611	1:25.291	87	10.427	1:23.990	87	12.914	1:24.421	87	15.715	1:24.751
46	7.566	1:30.233	46	10.085	1:24.795	46	12.189	1:24.278	46	15.006	1:24.751	46	18.432	1:25.376
5	18.605	1:41.722	5	20.403	1:24.074	5	22.554	1:24.325	5	24.648	1:24.028	5	26.865	1:24.167
76	18.801	1:41.981												

British Formula Ford Championship

RACE 6 - LAP CHART

Lap 6			Lap 7			Lap 8			Lap 9			Lap 10		
No	Behind	Laptime	No	Behind	Laptime	No	Behind	Laptime	No	Behind	Laptime	No	Behind	Laptime
4		1:22.019	4		1:22.055	4		1:22.420	4		1:22.324	4		1:22.647
69	2.187	1:22.333	69	2.686	1:22.554	69	3.210	1:22.944	69	3.897	1:23.011	69	4.872	1:23.622
22	3.363	1:22.271	22	3.920	1:22.612	22	4.100	1:22.600	22	4.226	1:22.450	22	5.291	1:23.712
10	5.214	1:22.815	10	6.279	1:23.120	10	6.864	1:23.005	10	7.529	1:22.989	10	8.115	1:23.233
58	6.950	1:22.945	58	7.981	1:23.086	58	8.738	1:23.177	58	9.218	1:22.804	58	9.825	1:23.254
56	7.683	1:23.305	56	9.048	1:23.420	56	10.101	1:23.473	56	11.506	1:23.729	56	12.251	1:23.392
11	7.964	1:23.375	11	9.932	1:24.023	11	11.117	1:23.605	11	12.197	1:23.404	11	12.675	1:23.125
1	10.434	1:23.020	1	11.538	1:23.159	1	12.240	1:23.122	1	12.883	1:22.967	1	13.338	1:23.102
7	11.502	1:23.410	7	13.259	1:23.812	7	14.719	1:23.880	7	15.870	1:23.475	7	17.219	1:23.996
15	12.047	1:23.426	3	14.676	1:24.469	3	16.411	1:24.155	15	17.444	1:23.182	15	18.983	1:24.186
3	12.262	1:23.244	15	14.882	1:24.890	15	16.586	1:24.124	3	17.895	1:23.808	3	19.501	1:24.253
87	18.589	1:24.893	87	22.030	1:25.496	87	25.040	1:25.430	87	28.306	1:25.590	87	30.871	1:25.212
46	21.222	1:24.809	46	24.631	1:25.464	46	27.446	1:25.235	46	30.592	1:25.470	46	33.434	1:25.489
5	29.000	1:24.154	5	31.288	1:24.343	5	33.115	1:24.247	5	35.264	1:24.473	5	36.963	1:24.346

British Formula Ford Championship

RACE 6 - LAP CHART

Lap 11			Lap 12			Lap 13			Lap 14		
No	Behind	Laptime	No	Behind	Laptime	No	Behind	Laptime	No	Behind	Laptime
4		1:22.448	4		1:22.441	4		1:22.594	4		1:23.233
22	6.503	1:23.660	22	7.544	1:23.482	69	9.534	1:24.475	69	9.396	1:23.095
69	6.763	1:24.339	69	7.653	1:23.331	22	9.822	1:24.872	22	10.001	1:23.412
10	8.759	1:23.092	10	9.864	1:23.546	10	10.845	1:23.575	10	11.139	1:23.527
58	10.541	1:23.164	58	11.198	1:23.098	58	13.230	1:24.626	58	16.563	1:26.566
56	14.774	1:24.971	56	17.423	1:25.090	56	18.417	1:23.588	56	19.275	1:24.091
11	15.061	1:24.834	1	17.877	1:25.005	1	19.561	1:24.278	1	19.484	1:23.156
1	15.313	1:24.423	11	17.979	1:25.359	11	19.854	1:24.469	11	20.032	1:23.411
7	19.094	1:24.323	7	20.655	1:24.002	7	21.971	1:23.910	7	23.124	1:24.386
15	19.811	1:23.276	15	21.125	1:23.755	3	22.696	1:23.893	3	24.081	1:24.618
3	20.384	1:23.331	3	21.397	1:23.454	15	22.938	1:24.407	15	24.218	1:24.513
87	33.487	1:25.064	87	36.308	1:25.262	87	38.998	1:25.284	87	40.990	1:25.225
46	36.041	1:25.055	46	38.353	1:24.753	46	40.603	1:24.844	46	42.118	1:24.748
5	38.847	1:24.332	5	40.436	1:24.030	5	42.202	1:24.360	5	43.038	1:24.069

British Formula Ford Championship

RACE 6 - SECTOR ANALYSIS

1	Marc MURRAY				Jamun Racing Services										
1-	47.695	99.1	21.900	<i>107.5</i>	17.612	<i>129.9</i>	1:27.207	8-	43.712	101.1	21.820	106.7	17.590	128.6	1:23.122
2-	44.099	<i>101.8</i>	<i>21.706</i>	107.2	17.718	125.7	1:23.523	9-	43.518	101.1	21.896	107.0	17.553	128.6	1:22.967
3-	46.142	100.6	21.754	106.7	17.589	128.2	1:25.485	10-	43.564	97.3	21.939	107.0	17.599	129.3	1:23.102
4-	43.780	100.6	21.729	106.9	17.574	128.2	1:23.083	11-	44.173	94.9	22.298	104.2	17.952	<i>129.9</i>	1:24.423
5-	43.669	100.2	21.788	107.0	<i>17.547</i>	127.8	1:23.004	12-	44.244	98.7	22.025	106.0	18.736	127.1	1:25.005
6-	43.507	100.9	21.822	106.2	17.691	128.0	1:23.020	13-	44.221	101.1	22.113	105.8	17.944	128.0	1:24.278
7-	43.704	99.7	21.830	106.7	17.625	128.0	1:23.159	14-	<i>43.300</i>	98.1	22.109	107.4	17.747	128.9	1:23.156
3	Sarah PLAYFAIR				Jamun Racing Services										
1-	47.718	92.9	22.684	105.7	18.020	126.9	1:28.422	8-	44.320	96.8	22.064	104.9	17.771	126.7	1:24.155
2-	45.490	100.0	21.930	106.0	17.512	127.8	1:24.932	9-	44.098	98.8	22.036	106.5	17.674	126.5	1:23.808
3-	44.088	100.8	21.788	106.4	<i>17.482</i>	128.2	1:23.358	10-	44.302	100.0	22.048	105.4	17.903	127.3	1:24.253
4-	43.689	100.6	<i>21.660</i>	106.5	17.549	128.9	1:22.898	11-	43.725	100.0	22.016	106.4	17.590	128.4	1:23.331
5-	<i>43.575</i>	<i>101.2</i>	21.856	<i>107.2</i>	17.628	128.4	1:23.059	12-	43.791	100.3	21.982	106.7	17.681	129.1	1:23.454
6-	43.865	100.2	21.779	<i>107.2</i>	17.600	<i>129.3</i>	1:23.244	13-	43.862	99.7	22.285	105.7	17.746	127.1	1:23.893
7-	44.535	97.3	22.118	105.2	17.816	126.9	1:24.469	14-	44.486	98.5	22.135	105.0	17.997	126.1	1:24.618
4	Callum MACLEOD				Jamun Racing Services										
1-	47.711	99.7	21.607	106.5	17.533	127.1	1:26.851	8-	43.301	101.2	21.630	106.5	17.489	127.8	1:22.420
2-	43.437	101.8	21.537	106.7	17.302	128.2	1:22.276	9-	43.177	101.8	21.608	106.9	17.539	126.9	1:22.324
3-	43.331	100.6	21.549	106.9	<i>17.294</i>	<i>128.6</i>	1:22.174	10-	43.293	100.9	21.642	106.4	17.712	127.6	1:22.647
4-	<i>42.962</i>	101.4	21.442	<i>107.0</i>	17.530	127.8	1:21.934	11-	43.257	101.2	21.658	106.5	17.533	127.8	1:22.448
5-	42.966	101.8	21.563	106.9	17.421	128.0	1:21.950	12-	43.239	<i>102.0</i>	21.702	106.9	17.500	127.6	1:22.441
6-	43.065	101.4	<i>21.437</i>	106.7	17.517	127.6	1:22.019	13-	43.307	101.5	21.654	106.7	17.633	128.0	1:22.594
7-	43.025	101.2	21.529	106.9	17.501	127.6	1:22.055	14-	43.380	100.8	21.808	106.9	18.045	117.7	1:23.233
5	Takashi NAGASE				Fluid Motorsport Development Ltd										
1-	1:01.540	98.7	22.283	103.7	17.899	125.0	1:41.722	8-	44.189	98.5	22.181	104.9	17.877	125.7	1:24.247
2-	44.379	<i>100.6</i>	<i>21.984</i>	103.1	<i>17.711</i>	125.5	1:24.074	9-	44.412	98.0	22.216	104.7	17.845	125.3	1:24.473
3-	44.336	<i>100.6</i>	22.119	104.5	17.870	125.3	1:24.325	10-	44.126	99.7	22.369	104.4	17.851	125.5	1:24.346
4-	44.225	100.5	22.003	104.9	17.800	125.5	1:24.028	11-	44.109	100.5	22.250	104.7	17.973	124.8	1:24.332
5-	44.087	100.2	22.177	104.5	17.903	125.7	1:24.167	12-	44.015	99.0	22.232	104.5	17.783	125.9	1:24.030
6-	44.196	100.0	22.123	105.0	17.835	125.7	1:24.154	13-	44.204	99.3	22.343	104.9	17.813	<i>126.3</i>	1:24.360
7-	44.339	98.3	22.261	104.5	17.743	125.3	1:24.343	14-	<i>43.955</i>	98.0	22.136	<i>105.2</i>	17.978	125.9	1:24.069
7	Marcus WELLER				Fluid Motorsport Development										
1-	48.480	88.3	22.695	105.4	18.150	126.5	1:29.325	8-	44.025	98.1	22.052	105.0	17.803	126.3	1:23.880
2-	44.072	97.7	21.755	104.2	17.646	125.5	1:23.473	9-	43.768	99.7	21.918	105.4	17.789	124.8	1:23.475
3-	43.946	99.7	<i>21.729</i>	106.2	<i>17.512</i>	<i>127.3</i>	1:23.187	10-	44.187	98.8	22.111	104.9	17.698	125.5	1:23.996
4-	43.883	100.0	21.754	<i>106.4</i>	17.623	126.5	1:23.260	11-	44.197	99.3	22.317	104.2	17.809	125.0	1:24.323
5-	43.607	99.6	21.897	105.4	17.590	126.7	1:23.094	12-	44.165	99.6	22.121	105.4	17.716	126.5	1:24.002
6-	<i>43.560</i>	<i>101.4</i>	22.138	104.9	17.712	126.1	1:23.410	13-	44.011	99.3	22.092	105.7	17.807	125.7	1:23.910
7-	43.932	97.0	22.126	105.0	17.754	126.1	1:23.812	14-	44.068	99.6	22.224	104.2	18.094	124.4	1:24.386
10	James NASH				Kevin Mills Racing										
1-	47.195	99.7	21.775	106.5	17.548	127.1	1:26.518	8-	43.491	98.8	22.048	105.7	17.466	126.9	1:23.005
2-	44.097	<i>102.5</i>	<i>21.745</i>	<i>107.4</i>	17.434	<i>128.2</i>	1:23.276	9-	43.586	100.2	21.902	106.7	17.501	126.7	1:22.989
3-	43.765	101.1	21.769	106.7	17.422	127.8	1:22.956	10-	43.757	100.5	21.930	105.8	17.546	126.7	1:23.233
4-	43.895	101.8	21.753	106.4	<i>17.369</i>	127.6	1:23.017	11-	43.665	100.5	21.888	106.5	17.539	127.3	1:23.092
5-	43.635	100.2	21.897	106.2	17.447	127.3	1:22.979	12-	43.867	100.5	21.960	106.5	17.719	127.1	1:23.546
6-	<i>43.454</i>	101.2	21.830	106.2	17.531	127.1	1:22.815	13-	43.851	100.0	22.098	106.2	17.626	127.6	1:23.575
7-	43.624	99.7	21.964	106.2	17.532	126.9	1:23.120	14-	43.844	100.3	21.944	106.9	17.739	124.4	1:23.527
11	David BROWN				Kevin Mills Racing										
1-	46.561	100.9	22.030	106.4	17.728	128.0	1:26.319	8-	43.786	100.5	22.068	105.8	17.751	126.9	1:23.605
2-	43.949	<i>102.1</i>	21.831	106.4	17.620	127.3	1:23.400	9-	43.720	99.1	22.031	105.8	17.653	126.9	1:23.404
3-	43.565	101.5	21.891	105.8	17.546	128.9	1:23.002	10-	<i>43.477</i>	100.6	21.959	106.2	17.689	127.8	1:23.125
4-	43.774	101.4	<i>21.746</i>	106.5	<i>17.535</i>	128.9	1:23.055	11-	44.618	91.8	22.389	106.5	17.827	128.6	1:24.834
5-	43.707	101.2	21.838	<i>106.9</i>	17.556	<i>129.1</i>	1:23.101	12-	44.211	99.4	22.129	106.4	19.019	128.2	1:25.359
6-	43.799	100.8	21.956	106.0	17.620	128.4	1:23.375	13-	43.924	100.8	22.364	106.0	18.181	127.8	1:24.469
7-	43.919	100.5	22.148	<i>106.9</i>	17.956	125.3	1:24.023	14-	43.716	100.0	22.133	106.5	17.562	126.3	1:23.411

Rockingham International
Circuit Length = 1.9400 miles
Start: 11:01 End: 11:22

Weather / Track : Bright / Dry

British Formula Ford Championship

RACE 6 - SECTOR ANALYSIS

15	Jesse KROHN				Raysport										
1-	48.436	99.1	22.546	104.2	18.263	<i>128.0</i>	1:29.245	8-	44.247	98.8	22.145	105.8	17.732	127.8	1:24.124
2-	44.128	101.5	<i>21.635</i>	106.0	17.614	127.3	1:23.377	9-	43.573	101.2	21.957	105.4	17.652	125.7	1:23.182
3-	44.041	<i>101.8</i>	21.793	105.2	<i>17.551</i>	127.3	1:23.385	10-	44.634	100.2	21.918	105.2	17.634	126.1	1:24.186
4-	<i>43.570</i>	101.1	21.962	<i>106.5</i>	17.593	127.6	1:23.125	11-	43.828	101.5	21.866	105.5	17.582	126.7	1:23.276
5-	43.625	<i>101.8</i>	21.969	105.8	17.670	127.3	1:23.264	12-	43.997	101.1	22.040	106.0	17.718	126.9	1:23.755
6-	43.886	101.2	21.833	106.2	17.707	127.3	1:23.426	13-	44.377	100.9	22.137	103.2	17.893	<i>128.0</i>	1:24.407
7-	44.976	97.0	21.996	105.4	17.918	127.6	1:24.890	14-	44.424	99.6	22.269	105.2	17.820	127.1	1:24.513
22	Jay BRIDGER				Fluid Motorsport Development										
1-	46.685	100.5	22.037	106.2	17.597	128.4	1:26.319	8-	43.180	100.2	21.834	105.7	17.586	127.8	1:22.600
2-	43.165	101.4	21.673	105.7	17.437	128.4	1:22.275	9-	43.299	101.4	<i>21.663</i>	<i>106.7</i>	17.488	128.2	1:22.450
3-	43.412	101.4	21.693	106.0	17.448	128.0	1:22.553	10-	44.142	99.6	21.979	106.4	17.591	<i>128.6</i>	1:23.712
4-	43.548	101.8	21.673	105.8	17.476	128.0	1:22.697	11-	43.710	99.7	22.081	105.2	17.869	<i>126.7</i>	1:23.660
5-	43.472	<i>102.0</i>	21.743	105.7	17.530	127.6	1:22.745	12-	43.465	98.3	22.189	105.5	17.828	127.1	1:23.482
6-	<i>43.160</i>	101.5	21.728	105.4	<i>17.383</i>	127.8	1:22.271	13-	45.283	98.5	21.977	105.7	17.612	128.4	1:24.872
7-	43.228	99.1	21.868	105.4	17.516	127.6	1:22.612	14-	44.005	99.9	21.857	106.4	17.550	128.4	1:23.412
46	Jamie JARDINE				ACER Motorsport										
1-	46.974	93.2	24.582	95.6	18.677	125.5	1:30.233	8-	44.912	97.0	22.350	106.2	17.973	126.7	1:25.235
2-	44.993	96.6	22.153	105.7	<i>17.649</i>	<i>127.6</i>	1:24.795	9-	44.941	97.5	22.470	106.0	18.059	126.5	1:25.470
3-	44.516	99.7	<i>22.038</i>	106.4	17.724	127.3	1:24.278	10-	44.899	98.8	22.565	106.0	18.025	126.9	1:25.489
4-	44.808	98.5	22.218	106.7	17.725	<i>127.6</i>	1:24.751	11-	44.776	99.0	22.400	105.5	17.879	126.5	1:25.055
5-	45.022	97.3	22.455	106.4	17.899	126.3	1:25.376	12-	44.614	96.7	22.348	105.7	17.791	126.9	1:24.753
6-	44.545	99.1	22.392	105.2	17.872	126.9	1:24.809	13-	<i>44.437</i>	95.7	22.489	106.2	17.918	126.9	1:24.844
7-	44.907	<i>99.9</i>	22.576	105.8	17.981	126.5	1:25.464	14-	44.511	99.3	22.551	<i>106.9</i>	17.686	127.1	1:24.748
56	Steve ROBERTS				Kevin Mills Racing										
1-	47.484	<i>102.1</i>	22.114	<i>107.0</i>	17.705	127.6	1:27.303	8-	43.739	100.5	21.985	106.4	17.749	126.5	1:23.473
2-	44.085	101.7	<i>21.626</i>	106.7	<i>17.440</i>	<i>128.6</i>	1:23.151	9-	44.007	100.2	22.042	105.2	17.680	126.7	1:23.729
3-	43.758	100.8	21.902	106.5	17.658	128.4	1:23.318	10-	43.784	98.7	21.978	105.5	17.630	126.7	1:23.392
4-	<i>43.580</i>	102.0	21.890	<i>107.0</i>	17.499	<i>128.6</i>	1:22.969	11-	44.904	96.8	22.307	106.4	17.760	126.7	1:24.971
5-	43.820	101.8	21.785	<i>107.0</i>	17.668	127.8	1:23.273	12-	44.312	99.6	22.207	106.0	18.571	126.7	1:25.090
6-	43.631	99.3	21.985	106.0	17.689	127.6	1:23.305	13-	43.775	101.1	22.015	105.5	17.798	125.9	1:23.588
7-	43.916	100.5	21.861	106.5	17.643	127.1	1:23.420	14-	43.891	99.6	22.340	106.4	17.860	126.1	1:24.091
58	Linton STUTELEY				Getem Racing/thebigcoldturkey.com										
1-	46.829	101.4	21.823	<i>107.0</i>	17.713	<i>128.9</i>	1:26.365	8-	43.594	100.0	21.878	105.5	17.705	125.9	1:23.177
2-	43.834	101.4	22.013	105.8	17.610	126.9	1:23.457	9-	43.417	101.2	21.850	106.0	<i>17.537</i>	125.7	1:22.804
3-	43.800	100.6	21.920	106.0	17.652	126.3	1:23.372	10-	43.556	99.4	22.123	103.6	17.575	126.7	1:23.254
4-	43.445	<i>102.1</i>	<i>21.745</i>	106.2	17.787	126.5	1:22.977	11-	43.621	100.2	21.937	106.0	17.606	126.9	1:23.164
5-	43.568	96.3	21.910	105.5	17.554	126.9	1:23.032	12-	43.600	100.0	21.828	105.7	17.670	126.5	1:23.098
6-	<i>43.384</i>	99.7	21.903	105.0	17.658	126.5	1:22.945	13-	43.949	98.5	22.047	105.2	18.630	119.0	1:24.626
7-	43.618	101.4	21.848	106.2	17.620	126.5	1:23.086	14-	45.377	95.9	22.633	100.0	18.556	120.1	1:26.566
69	Nick TANDY				JTR										
1-	47.764	99.0	21.913	106.4	17.391	<i>129.1</i>	1:27.068	8-	43.359	97.4	21.878	105.0	17.707	126.3	1:22.944
2-	<i>43.119</i>	101.4	<i>21.533</i>	<i>106.5</i>	<i>17.345</i>	128.0	1:21.997	9-	43.784	101.2	21.726	105.4	17.501	126.1	1:23.011
3-	43.204	102.0	21.838	106.0	17.414	128.2	1:22.456	10-	44.238	98.3	21.803	105.2	17.581	126.3	1:23.622
4-	43.557	101.5	21.622	105.7	17.398	126.9	1:22.577	11-	44.299	99.7	21.897	105.0	18.143	128.2	1:24.339
5-	43.302	<i>102.3</i>	21.673	105.8	17.524	126.9	1:22.499	12-	43.349	100.8	22.192	101.4	17.790	128.2	1:23.331
6-	43.158	102.1	21.716	105.4	17.459	126.9	1:22.333	13-	44.804	98.3	21.973	105.0	17.698	126.1	1:24.475
7-	43.263	101.8	21.728	105.5	17.563	126.7	1:22.554	14-	43.711	101.1	21.788	105.2	17.596	124.4	1:23.095
76	Freddie HUNT				JTR										
1-	<i>59.939</i>	<i>97.5</i>	<i>26.290</i>	<i>85.6</i>	ln		1:41.981 P								
87	Roger ORGEE				Marque Cars										
1-	47.329	94.5	22.553	105.0	18.157	<i>126.9</i>	1:28.039	8-	44.809	93.3	22.544	104.7	18.077	123.4	1:25.430
2-	45.293	98.8	22.106	<i>105.8</i>	17.892	126.1	1:25.291	9-	44.938	98.4	22.429	105.4	18.223	122.0	1:25.590
3-	<i>44.036</i>	<i>100.5</i>	<i>21.986</i>	105.5	17.968	125.7	1:23.990	10-	44.787	96.7	22.385	105.4	18.040	124.2	1:25.212
4-	44.419	99.0	22.130	<i>105.8</i>	<i>17.872</i>	125.0	1:24.421	11-	44.474	97.3	22.394	104.4	18.196	124.2	1:25.064
5-	44.553	98.3	22.274	105.2	17.924	123.4	1:24.751	12-	44.557	97.7	22.472	104.0	18.233	119.2	1:25.262

Rockingham International
Circuit Length = 1.9400 miles
Start: 11:01 End: 11:22

Weather / Track : Bright / Dry

British Formula Ford Championship

RACE 6 - SECTOR ANALYSIS

6 -	44.703	99.0	22.272	104.5	17.918	125.0	1:24.893	13 -	44.558	98.0	22.487	104.5	18.239	124.2	1:25.284
7 -	45.285	97.1	22.314	104.2	17.897	124.6	1:25.496	14 -	44.845	97.3	22.383	104.7	17.997	124.0	1:25.225

British Formula Ford Championship

RACE 6 - BEST SECTOR TIMES

SECTOR 1			SECTOR 2			SECTOR 3			IDEAL / BEST COMPARISON						
POS	NO	NAME	TIME	NO	NAME	TIME	NO	NAME	TIME	POS	NO	NAME	IDEAL	BEST	DIFF
1	4	MACLEOD	42.962	4	MACLEOD	21.437	4	MACLEOD	17.294	1	4	MACLEOD	1:21.693	1:21.934	0.241
2	69	TANDY	43.119	69	TANDY	21.533	69	TANDY	17.345	2	69	TANDY	1:21.997	1:21.997	0.000
3	22	BRIDGER	43.160	56	ROBERTS	21.626	10	NASH	17.369	3	22	BRIDGER	1:22.206	1:22.271	0.065
4	1	MURRAY	43.300	15	KROHN	21.635	22	BRIDGER	17.383	4	1	MURRAY	1:22.553	1:22.967	0.414
5	58	STUTELEY	43.384	3	PLAYFAIR	21.660	56	ROBERTS	17.440	5	10	NASH	1:22.568	1:22.815	0.247
6	10	NASH	43.454	22	BRIDGER	21.663	3	PLAYFAIR	17.482	6	56	ROBERTS	1:22.646	1:22.969	0.323
7	11	BROWN	43.477	1	MURRAY	21.706	7	WELLER	17.512	7	58	STUTELEY	1:22.666	1:22.804	0.138
8	7	WELLER	43.560	7	WELLER	21.729	11	BROWN	17.535	8	3	PLAYFAIR	1:22.717	1:22.898	0.181
9	15	KROHN	43.570	10	NASH	21.745	58	STUTELEY	17.537	9	15	KROHN	1:22.756	1:23.125	0.369
10	3	PLAYFAIR	43.575	58	STUTELEY	21.745	1	MURRAY	17.547	10	11	BROWN	1:22.758	1:23.002	0.244
11	56	ROBERTS	43.580	11	BROWN	21.746	15	KROHN	17.551	11	7	WELLER	1:22.801	1:23.094	0.293
12	5	NAGASE	43.955	5	NAGASE	21.984	46	JARDINE	17.649	12	5	NAGASE	1:23.650	1:24.028	0.378
13	87	ORGEE	44.036	87	ORGEE	21.986	5	NAGASE	17.711	13	87	ORGEE	1:23.894	1:23.990	0.096
14	46	JARDINE	44.437	46	JARDINE	22.038	87	ORGEE	17.872	14	46	JARDINE	1:24.124	1:24.278	0.154
15	76	HUNT	59.939	76	HUNT	26.290	76	HUNT	1:02.185	15	76	HUNT	2:28.414		
												Perfect Lap		1:21.693	

British Formula Ford Championship

RACE 6 - SPEED TRAPS

SECTOR 1				SECTOR 2			FINISH LINE		
POS	NO	NAME	MPH	NO	NAME	MPH	NO	NAME	MPH
1	10	James NASH	102.5	1	Marc MURRAY	107.5	1	Marc MURRAY	129.9
2	69	Nick TANDY	102.3	10	James NASH	107.4	3	Sarah PLAYFAIR	129.3
3	11	David BROWN	102.1	3	Sarah PLAYFAIR	107.2	11	David BROWN	129.1
4	56	Steve ROBERTS	102.1	4	Callum MACLEOD	107.0	69	Nick TANDY	129.1
5	58	Linton STUTELEY	102.1	56	Steve ROBERTS	107.0	58	Linton STUTELEY	128.9
6	4	Callum MACLEOD	102.0	58	Linton STUTELEY	107.0	4	Callum MACLEOD	128.6
7	22	Jay BRIDGER	102.0	11	David BROWN	106.9	22	Jay BRIDGER	128.6
8	1	Marc MURRAY	101.8	46	Jamie JARDINE	106.9	56	Steve ROBERTS	128.6
9	15	Jesse KROHN	101.8	22	Jay BRIDGER	106.7	10	James NASH	128.2
10	7	Marcus WELLER	101.4	15	Jesse KROHN	106.5	15	Jesse KROHN	128.0
11	3	Sarah PLAYFAIR	101.2	69	Nick TANDY	106.5	46	Jamie JARDINE	127.6
12	5	Takashi NAGASE	100.6	7	Marcus WELLER	106.4	7	Marcus WELLER	127.3
13	87	Roger ORGEE	100.5	87	Roger ORGEE	105.8	87	Roger ORGEE	126.9
14	46	Jamie JARDINE	99.9	5	Takashi NAGASE	105.2	5	Takashi NAGASE	126.3
15	76	Freddie HUNT	97.5	76	Freddie HUNT	85.6	76	Freddie HUNT	85.5

Weather / Track : Bright / Dry

www.msttiming.com

Rockingham International
Circuit Length = 1.9400 miles
Start: 11:01 End: 11:22

Printed - 11.25 Sunday, 30 September 2007