



BRITISH FORMULA FORD

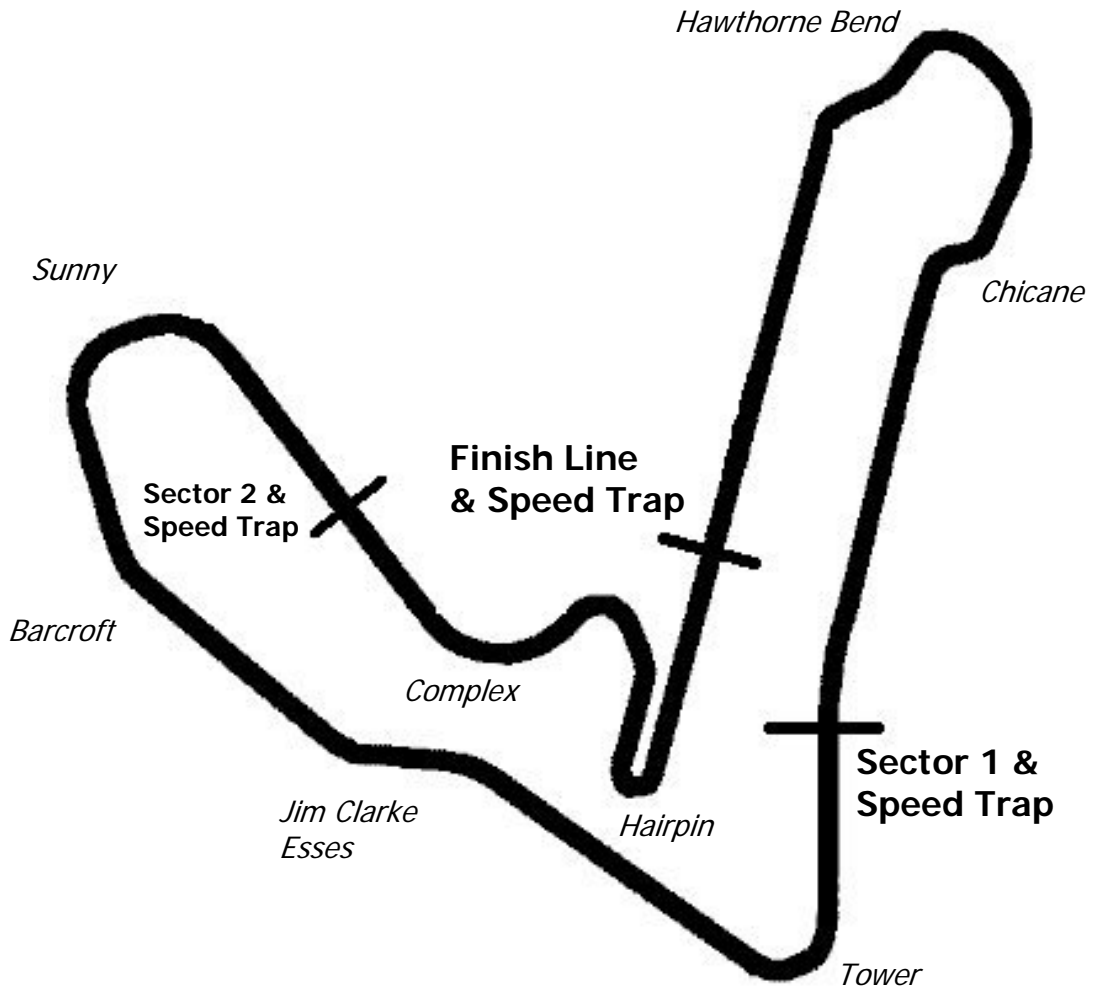
Croft Circuit

8th & 9th September 2007



Results Provided by MST Sports Timing Ltd
www.msttiming.com

CROFT



Circuit Length – 2.125 miles

British Formula Ford Championship

QUALIFYING - RACE 2 - CLASSIFICATION

| POS | NO | CL | DRIVER / TEAM | CAR | TIME | ON | LAPS | GAP | DIFF | MPH |
|-----|----|----|-------------------------------------------------------------|-----------------|-----------------|----|------|--------------|-------|-------|
| 1 | 4 | C | Callum MACLEOD Jamun Racing Services | Mygale SJ07 | 1:22.766 | 3 | 7 | | | 92.43 |
| 2 | 10 | C | James NASH Kevin Mills Racing | Van Diemen DP07 | 1:22.928 | 2 | 7 | 0.162 | 0.162 | 92.24 |
| 3 | 69 | C | Nick TANDY JTR | Ray GRS07 | 1:22.947 | 3 | 9 | 0.019 | 0.181 | 92.22 |
| 4 | 58 | C | Linton STUTELEY Getem Racing/thebigcoldturkey.com | Mygale 06 | 1:23.142 | 3 | 5 | 0.195 | 0.376 | 92.01 |
| 5 | 1 | C | Marc MURRAY Jamun Racing Services | Mygale SJ07 | 1:23.346 | 4 | 10 | 0.204 | 0.580 | 91.78 |
| 6 | 22 | C | Jay BRIDGER Fluid Motorsport Development | Mygale SJ07 | 1:23.420 | 1 | 12 | 0.074 | 0.654 | 91.70 |
| 7 | 11 | C | David BROWN Kevin Mills Racing | Van Diemen DP07 | 1:23.798 | 2 | 9 | 0.378 | 1.032 | 91.29 |
| 8 | 3 | C | Sarah PLAYFAIR Jamun Racing Services | Mygale SJ07 | 1:23.917 | 3 | 10 | 0.119 | 1.151 | 91.16 |
| 9 | 56 | C | Steve ROBERTS Kevin Mills Racing | Van Diemen DP07 | 1:23.926 | 2 | 9 | 0.009 | 1.160 | 91.15 |
| 10 | 68 | C | Daniel MURRAY JTR | Ray GRS07 | 1:24.138 | 4 | 11 | 0.212 | 1.372 | 90.92 |
| 11 | 5 | C | Takashi NAGASE Fluid Motorsport Development Ltd | Van Diemen 06 | 1:24.176 | 2 | 7 | 0.038 | 1.410 | 90.88 |
| 12 | 76 | C | Freddie HUNT JTR | Ray GRS07 | 1:24.223 | 3 | 10 | 0.047 | 1.457 | 90.83 |
| 13 | 87 | C | Roger ORGEE Marque Cars | Ray GRS07 | 1:25.898 | 6 | 11 | 1.675 | 3.132 | 89.06 |
| 14 | 46 | C | Jamie JARDINE ACER Motorsport | Ray GRS07 | 1:26.140 | 3 | 11 | 0.242 | 3.374 | 88.81 |
| 15 | 18 | C | Phillippe LAYAC Avenues Race Engineering | Ray GRS07 | 1:26.709 | 3 | 12 | 0.569 | 3.943 | 88.22 |
| 16 | 16 | G | Alex JONES Myerscough College | Van Diemen RF03 | 1:28.199 | 3 | 11 | 1.490 | 5.433 | 86.73 |
| 17 | 20 | S | Matt DOBSON Team Sponsor A diamond.com | Van Diemen RF03 | 1:28.212 | 5 | 12 | 0.013 | 5.446 | 86.72 |

Weather / Track : Bright / Dry

These results are provisional until the conclusion of any judicial and technical matters.

Croft
Circuit Length = 2.1250 miles
Start: 12:15 End: 12:37

| | | |
|-------------------|--|--------------|
| Clerk of Course : | | Timekeeper : |
|-------------------|--|--------------|

British Formula Ford Championship

QUALIFYING - RACE 2 - SECTOR ANALYSIS

| | | | | | | | | | | | | | | | |
|-----------|--------------------------------------------------------|--------------|---------------|--------------|---------------|--------------|-----------------|-----|---------------|--------------|---------------|--------------|---------------|--------------|------------|
| 1 | Marc MURRAY Jamun Racing Services | | | | | | | | | | | | | | |
| 1- | 25.525 | 126.6 | 34.528 | <i>108.8</i> | 24.214 | 106.0 | 1:24.267 | 6- | 25.456 | 127.3 | 34.332 | 108.1 | 23.795 | 106.0 | 1:23.583 |
| 2- | 25.634 | 127.8 | 38.934 | 105.7 | 23.668 | <i>106.2</i> | 1:28.236 | 7- | 25.474 | 127.1 | 34.327 | 107.0 | In | | 1:22.176 P |
| 3- | 25.938 | 127.8 | 34.405 | 104.2 | 23.851 | 105.8 | 1:24.194 | 8- | Out | 124.3 | 35.114 | 107.5 | 23.935 | 105.5 | 3:36.912 |
| 4- | <i>25.328</i> | 127.8 | 34.396 | 107.5 | <i>23.622</i> | 105.8 | 1:23.346 | 9- | 26.169 | 126.1 | 34.459 | 106.9 | 23.886 | 106.0 | 1:24.514 |
| 5- | 25.364 | <i>128.1</i> | <i>34.268</i> | 108.2 | 23.816 | 106.0 | 1:23.448 | 10- | 25.713 | 125.4 | 34.960 | 106.0 | In | | 1:24.775 P |
| 3 | Sarah PLAYFAIR Jamun Racing Services | | | | | | | | | | | | | | |
| 1- | 25.862 | 125.4 | 34.579 | 104.4 | 24.338 | <i>107.2</i> | 1:24.779 | 6- | Out | 124.3 | 34.658 | 106.7 | 24.019 | 105.5 | 3:15.968 |
| 2- | 30.912 | 99.1 | 40.910 | 65.7 | 24.954 | 106.5 | 1:36.776 | 7- | 25.980 | 123.8 | <i>34.417</i> | 107.0 | <i>23.791</i> | 106.5 | 1:24.188 |
| 3- | <i>25.479</i> | <i>128.3</i> | 34.642 | 107.0 | 23.796 | 106.4 | 1:23.917 | 8- | 25.618 | 127.3 | 38.981 | 69.0 | 26.995 | 105.4 | 1:31.594 |
| 4- | 26.003 | 125.7 | 34.530 | <i>108.2</i> | 24.403 | 105.8 | 1:24.936 | 9- | 25.693 | 125.7 | 34.551 | 106.2 | 24.128 | 105.8 | 1:24.372 |
| 5- | 30.100 | 100.5 | 40.558 | 85.6 | In | | 1:35.870 P | 10- | 29.719 | 97.5 | 41.556 | 84.2 | In | | 1:37.938 P |
| 4 | Callum MACLEOD Jamun Racing Services | | | | | | | | | | | | | | |
| 1- | 25.842 | 123.1 | 35.076 | 108.1 | 24.053 | <i>105.7</i> | 1:24.971 | 5- | 25.384 | <i>127.8</i> | 34.272 | 108.8 | 23.818 | 105.4 | 1:23.474 |
| 2- | 25.782 | 124.3 | 38.056 | 108.6 | <i>23.455</i> | 105.4 | 1:27.293 | 6- | 25.530 | 127.3 | 34.251 | 108.9 | 23.665 | <i>105.7</i> | 1:23.446 |
| 3- | <i>25.325</i> | 126.9 | 33.934 | 108.1 | 23.507 | 105.4 | 1:22.766 | 7- | 25.378 | 127.1 | 34.298 | 108.8 | In | | 1:22.634 P |
| 4- | 25.401 | 127.1 | <i>33.876</i> | <i>109.5</i> | 23.637 | <i>105.7</i> | 1:22.914 | | | | | | | | |
| 5 | Takashi NAGASE Fluid Motorsport Development Ltd | | | | | | | | | | | | | | |
| 1- | 39.610 | 66.2 | 48.908 | 102.6 | 24.788 | 105.0 | 1:53.306 | 5- | | | | | | | 1:48.794 |
| 2- | <i>25.771</i> | <i>126.4</i> | <i>34.668</i> | <i>107.0</i> | <i>23.737</i> | <i>105.2</i> | 1:24.176 | 6- | | | | | | | 1:25.173 |
| 3- | 27.678 | 106.9 | 52.563 | 68.9 | In | | 1:48.840 P | 7- | | | | | | | 1:25.182 |
| 4- | | | | | | | 8:49.590 | | | | | | | | |
| 10 | James NASH Kevin Mills Racing | | | | | | | | | | | | | | |
| 1- | 26.005 | 125.9 | 34.452 | 108.1 | <i>23.414</i> | 106.4 | 1:23.871 | 5- | 25.565 | <i>128.3</i> | 34.307 | 107.5 | 24.212 | 105.8 | 1:24.084 |
| 2- | 25.464 | 127.1 | <i>33.974</i> | 108.1 | 23.490 | <i>106.9</i> | 1:22.928 | 6- | 30.798 | 92.2 | 38.014 | 103.7 | In | | 1:31.835 P |
| 3- | 25.501 | <i>128.3</i> | 34.043 | 107.7 | 23.778 | 106.5 | 1:23.322 | 7- | Out | 59.7 | 1:02.999 | 59.5 | In | | 6:07.580 P |
| 4- | <i>25.370</i> | <i>128.3</i> | 34.192 | <i>108.9</i> | 23.819 | 106.2 | 1:23.381 | | | | | | | | |
| 11 | David BROWN Kevin Mills Racing | | | | | | | | | | | | | | |
| 1- | 27.247 | 119.2 | 42.480 | 102.0 | <i>23.827</i> | 106.9 | 1:33.554 | 6- | <i>25.598</i> | 125.2 | 34.445 | 107.2 | 24.108 | 105.7 | 1:24.151 |
| 2- | 25.736 | 126.6 | <i>34.207</i> | <i>108.2</i> | 23.855 | 106.0 | 1:23.798 | 7- | 25.616 | 125.9 | 34.761 | 106.9 | 24.084 | 105.5 | 1:24.461 |
| 3- | 25.636 | <i>127.1</i> | 34.262 | 106.0 | 24.003 | 106.9 | 1:23.901 | 8- | 27.444 | 114.1 | 38.843 | 85.5 | In | | 1:30.080 P |
| 4- | 25.715 | 125.7 | 34.399 | 106.2 | 24.234 | 106.2 | 1:24.348 | 9- | Out | 74.9 | 53.865 | 68.8 | In | | 3:33.420 P |
| 5- | 25.723 | 126.4 | 34.608 | 107.5 | 24.036 | 106.0 | 1:24.367 | | | | | | | | |
| 16 | Alex JONES Myerscough College | | | | | | | | | | | | | | |
| 1- | 28.083 | 113.2 | 36.999 | 100.5 | 25.562 | 97.3 | 1:30.644 | 7- | 29.219 | 117.9 | 36.572 | 100.9 | In | | 1:29.475 P |
| 2- | 27.432 | 118.1 | 36.382 | 100.2 | <i>24.799</i> | <i>98.0</i> | 1:28.613 | 8- | Out | 115.7 | 37.958 | 101.8 | 25.918 | 91.7 | 4:14.151 |
| 3- | <i>27.067</i> | 118.6 | <i>36.135</i> | 98.5 | 24.997 | <i>98.0</i> | 1:28.199 | 9- | 32.756 | 110.2 | 38.114 | 99.9 | 25.297 | 94.7 | 1:36.167 |
| 4- | 27.267 | 118.4 | 36.468 | 101.8 | 25.061 | 95.6 | 1:28.796 | 10- | 27.560 | 116.9 | 36.544 | 101.1 | 25.208 | 96.7 | 1:29.312 |
| 5- | 27.401 | <i>119.2</i> | 36.493 | <i>102.0</i> | 25.361 | 95.1 | 1:29.255 | 11- | 27.712 | 114.7 | 37.241 | 101.4 | 26.391 | 96.8 | 1:31.344 |
| 6- | 27.308 | 118.6 | 36.619 | 101.7 | 25.711 | 94.1 | 1:29.638 | | | | | | | | |
| 18 | Phillippe LAYAC Avenues Race Engineering | | | | | | | | | | | | | | |
| 1- | 26.587 | 121.8 | 35.868 | <i>106.0</i> | 24.697 | 103.4 | 1:27.152 | 7- | Out | 121.4 | 35.725 | 105.7 | 24.602 | 103.6 | 4:09.143 |
| 2- | 27.155 | 119.8 | 36.128 | 105.2 | 24.726 | 103.4 | 1:28.009 | 8- | 28.168 | 120.7 | 35.919 | 105.5 | 24.607 | 103.6 | 1:28.694 |
| 3- | 26.631 | <i>123.1</i> | <i>35.496</i> | 105.5 | 24.582 | 103.2 | 1:26.709 | 9- | 26.717 | 121.1 | 35.695 | 105.0 | 24.902 | 103.4 | 1:27.314 |
| 4- | 26.642 | <i>123.1</i> | 35.776 | 105.2 | 25.793 | <i>104.7</i> | 1:28.211 | 10- | <i>26.540</i> | 122.2 | 35.986 | 104.9 | 24.552 | 103.7 | 1:27.078 |
| 5- | 27.497 | 122.5 | 35.820 | 105.5 | <i>24.539</i> | 103.2 | 1:27.856 | 11- | 26.699 | 121.8 | 35.769 | 105.0 | 24.698 | 103.6 | 1:27.166 |
| 6- | 26.778 | 122.7 | 39.119 | 92.3 | In | | 1:30.243 P | 12- | 26.893 | 120.7 | 36.069 | 105.4 | 24.788 | 103.7 | 1:27.750 |
| 20 | Matt DOBSON Team Sponsor A diamond.com | | | | | | | | | | | | | | |
| 1- | 27.774 | 119.0 | 36.290 | 102.1 | 25.488 | 97.8 | 1:29.552 | 7- | Out | 119.4 | 36.479 | 103.9 | 25.069 | 99.1 | 3:05.986 |
| 2- | 28.069 | 118.8 | 36.952 | 102.0 | <i>24.795</i> | 99.0 | 1:29.816 | 8- | 27.201 | 119.6 | 36.386 | 104.5 | 24.817 | 98.3 | 1:28.404 |
| 3- | 27.334 | 119.8 | <i>36.019</i> | 102.6 | 25.098 | 98.8 | 1:28.451 | 9- | 27.103 | 120.3 | 37.609 | 91.2 | 26.306 | 99.4 | 1:31.018 |
| 4- | 27.617 | 119.8 | 36.746 | 103.1 | 24.850 | <i>101.2</i> | 1:29.213 | 10- | 27.945 | 116.7 | 36.648 | <i>104.7</i> | 24.969 | 99.4 | 1:29.562 |
| 5- | <i>27.003</i> | <i>120.5</i> | 36.391 | 103.6 | 24.818 | 99.9 | 1:28.212 | 11- | 27.041 | 120.3 | 36.321 | 103.4 | 24.920 | 99.6 | 1:28.282 |
| 6- | 27.338 | 119.0 | 36.353 | 102.8 | In | | 1:27.469 P | 12- | 27.005 | 120.1 | 36.477 | 103.9 | 24.888 | 99.3 | 1:28.370 |

Croft
Circuit Length = 2.1250 miles
Start: 12:15 End: 12:37

Weather / Track : Bright / Dry

British Formula Ford Championship

QUALIFYING - RACE 2 - SECTOR ANALYSIS

| | | | | | | | | | | | | | | | |
|-----------|------------------------|--------------|---------------|--------------|-----------------------------------|--------------|-----------------|-----|---------------|--------------|---------------|--------------|---------------|--------------|----------|
| 22 | Jay BRIDGER | | | | Fluid Motorsport Development | | | | | | | | | | |
| 1- | 25.520 | 128.3 | 34.199 | <i>109.7</i> | <i>23.701</i> | 105.8 | 1:23.420 | 7- | Out | 98.5 | 37.914 | 105.0 | 24.369 | 105.4 | 3:43.268 |
| 2- | <i>25.358</i> | 128.3 | <i>33.860</i> | 109.3 | 30.728 | <i>106.7</i> | 1:29.946 | 8- | 25.775 | 126.1 | 34.343 | 108.1 | 24.149 | 105.4 | 1:24.267 |
| 3- | 25.691 | 127.1 | 34.339 | 107.9 | 23.951 | 105.4 | 1:23.981 | 9- | 25.657 | 125.9 | 34.556 | 107.2 | 23.964 | 105.4 | 1:24.177 |
| 4- | 25.427 | <i>129.6</i> | 35.588 | 100.9 | 24.623 | 105.7 | 1:25.638 | 10- | 25.679 | 126.4 | 34.489 | 106.7 | 24.151 | 105.2 | 1:24.319 |
| 5- | 25.584 | 127.8 | 34.502 | 105.5 | 24.104 | 105.4 | 1:24.190 | 11- | 25.619 | 126.4 | 34.442 | 108.6 | 24.215 | 105.4 | 1:24.276 |
| 6- | 25.493 | 128.1 | 37.996 | 100.2 | In | | 1:26.044 | 12- | 25.575 | 126.9 | 34.591 | 108.4 | In | | 1:23.678 |
| 46 | Jamie JARDINE | | | | ACER Motorsport | | | | | | | | | | |
| 1- | 26.571 | 122.2 | 35.794 | 107.4 | 24.710 | 104.7 | 1:27.075 | 7- | Out | 121.1 | 36.476 | 105.7 | 24.915 | 104.4 | 4:35.561 |
| 2- | 27.849 | 122.5 | 36.742 | 105.4 | 24.787 | <i>106.0</i> | 1:29.378 | 8- | 26.535 | <i>125.0</i> | 35.785 | 106.0 | 24.508 | 104.9 | 1:26.828 |
| 3- | 26.100 | 124.5 | 35.933 | <i>108.2</i> | <i>24.107</i> | 105.7 | 1:26.140 | 9- | 26.365 | 123.6 | 35.755 | 106.5 | 24.605 | 105.4 | 1:26.725 |
| 4- | 26.393 | 124.7 | <i>35.592</i> | 106.7 | 24.581 | 105.4 | 1:26.566 | 10- | 26.298 | 122.5 | 35.958 | 104.9 | 24.454 | 105.2 | 1:26.710 |
| 5- | 26.474 | 124.7 | 35.663 | 108.1 | 24.518 | 104.9 | 1:26.655 | 11- | <i>26.084</i> | 123.1 | 35.683 | 107.0 | 24.512 | <i>106.0</i> | 1:26.279 |
| 6- | 26.696 | 123.8 | 36.526 | 105.7 | In | | 1:26.828 | | | | | | | | |
| 56 | Steve ROBERTS | | | | Kevin Mills Racing | | | | | | | | | | |
| 1- | 35.214 | 88.3 | 40.231 | 102.1 | 24.231 | 106.0 | 1:39.676 | 6- | 25.769 | 126.4 | 34.317 | 107.2 | 23.985 | 106.0 | 1:24.071 |
| 2- | 25.812 | 127.1 | <i>34.274</i> | 108.1 | <i>23.840</i> | <i>106.5</i> | 1:23.926 | 7- | 25.778 | 127.3 | 34.499 | 106.7 | 24.094 | 105.7 | 1:24.371 |
| 3- | 33.174 | 115.3 | 45.823 | 58.6 | 31.062 | 105.7 | 1:50.059 | 8- | 32.008 | 97.4 | 39.703 | 78.6 | In | | 1:37.696 |
| 4- | 25.888 | 126.6 | 34.331 | <i>108.6</i> | 23.913 | <i>106.5</i> | 1:24.132 | 9- | Out | 88.3 | 50.166 | 69.8 | In | | 4:06.073 |
| 5- | <i>25.582</i> | <i>128.1</i> | 34.780 | 94.3 | 28.963 | 105.7 | 1:29.325 | | | | | | | | |
| 58 | Linton STUTELEY | | | | Getem Racing/thebigcoldturkey.com | | | | | | | | | | |
| 1- | 30.045 | 105.4 | 39.573 | 97.4 | 24.727 | 104.9 | 1:34.345 | 4- | 25.535 | 128.1 | 34.167 | <i>109.5</i> | <i>23.733</i> | <i>105.7</i> | 1:23.435 |
| 2- | 25.713 | 126.4 | 34.151 | 107.7 | 23.834 | 105.2 | 1:23.698 | 5- | 26.444 | 116.1 | 36.495 | 106.4 | In | | 1:25.657 |
| 3- | <i>25.298</i> | <i>128.8</i> | <i>34.063</i> | 108.9 | 23.781 | 105.4 | 1:23.142 | | | | | | | | |
| 68 | Daniel MURRAY | | | | JTR | | | | | | | | | | |
| 1- | 26.194 | 123.1 | 34.750 | 107.0 | <i>23.939</i> | 105.7 | 1:24.883 | 7- | <i>25.507</i> | 126.6 | 34.671 | 107.5 | 24.094 | 106.4 | 1:24.272 |
| 2- | 25.605 | 126.6 | 34.746 | 107.7 | 24.128 | 105.7 | 1:24.479 | 8- | 25.671 | 126.6 | 34.639 | <i>108.4</i> | 24.047 | 106.4 | 1:24.357 |
| 3- | 26.754 | 125.9 | 37.800 | 88.7 | 24.817 | 105.8 | 1:29.371 | 9- | 27.707 | 113.0 | 40.994 | 94.0 | In | | 1:33.163 |
| 4- | 25.732 | 127.1 | <i>34.348</i> | 107.9 | 24.058 | 106.2 | 1:24.138 | 10- | Out | 120.5 | 38.336 | 106.5 | 24.406 | 105.2 | 5:09.393 |
| 5- | 25.759 | <i>127.8</i> | 35.597 | 76.3 | 27.795 | 105.8 | 1:29.151 | 11- | 25.933 | 125.0 | 34.565 | 106.9 | 24.229 | 106.4 | 1:24.727 |
| 6- | 25.710 | 126.1 | 34.566 | 107.2 | 24.191 | <i>106.5</i> | 1:24.467 | | | | | | | | |
| 69 | Nick TANDY | | | | JTR | | | | | | | | | | |
| 1- | 25.745 | 126.4 | 34.093 | 107.9 | <i>23.659</i> | 105.4 | 1:23.497 | 6- | 29.289 | 103.6 | 41.791 | 88.5 | 25.141 | 105.2 | 1:36.221 |
| 2- | 25.460 | 126.9 | <i>33.860</i> | <i>108.9</i> | 30.095 | 105.8 | 1:29.415 | 7- | 25.539 | 126.9 | 34.497 | 101.2 | 24.642 | 103.1 | 1:24.678 |
| 3- | <i>25.279</i> | 127.3 | 33.904 | 108.8 | 23.764 | <i>106.2</i> | 1:22.947 | 8- | 25.395 | 127.3 | 34.118 | 107.9 | 24.175 | 105.5 | 1:23.688 |
| 4- | 25.368 | 128.3 | 34.221 | 107.5 | 23.951 | 105.4 | 1:23.540 | 9- | 29.645 | 90.4 | 41.968 | 79.6 | In | | 1:38.152 |
| 5- | 25.389 | <i>128.6</i> | 34.325 | 107.9 | 23.872 | 105.8 | 1:23.586 | | | | | | | | |
| 76 | Freddie HUNT | | | | JTR | | | | | | | | | | |
| 1- | 5:49.433 | 121.8 | 36.587 | 106.2 | 24.630 | 104.5 | 6:50.650 | 6- | 25.767 | 125.7 | 35.411 | 106.0 | 24.510 | 104.5 | 1:25.688 |
| 2- | 26.054 | 125.7 | 34.738 | <i>107.0</i> | 23.937 | 104.7 | 1:24.729 | 7- | 25.921 | 125.0 | 34.641 | 106.2 | 24.279 | 105.2 | 1:24.841 |
| 3- | 25.736 | <i>126.4</i> | 34.627 | 106.5 | <i>23.860</i> | 104.9 | 1:24.223 | 8- | 25.815 | 125.4 | 35.079 | 105.8 | 24.288 | 104.0 | 1:25.182 |
| 4- | 25.837 | 124.3 | 34.787 | 105.2 | 24.075 | 104.5 | 1:24.699 | 9- | 25.814 | 125.9 | 34.942 | 106.9 | 24.394 | 104.0 | 1:25.150 |
| 5- | 25.861 | 125.9 | <i>34.599</i> | 105.4 | 24.123 | 105.0 | 1:24.583 | 10- | <i>25.718</i> | 125.9 | 35.113 | 105.8 | 24.424 | 104.0 | 1:25.255 |
| 87 | Roger ORGEE | | | | Marque Cars | | | | | | | | | | |
| 1- | 26.732 | 122.5 | 35.582 | <i>106.4</i> | 24.762 | <i>105.2</i> | 1:27.076 | 7- | 27.370 | 119.4 | 37.373 | 105.4 | 24.415 | 104.9 | 1:29.158 |
| 2- | 27.378 | 125.2 | 35.401 | 104.5 | <i>24.230</i> | 104.9 | 1:27.009 | 8- | 26.507 | 122.2 | <i>35.054</i> | 103.4 | In | | 1:24.071 |
| 3- | <i>25.772</i> | <i>125.4</i> | 38.127 | 83.3 | In | | 1:32.265 | 9- | Out | 121.1 | 35.313 | 106.0 | 24.855 | 104.0 | 2:52.066 |
| 4- | Out | 122.2 | 35.698 | 101.8 | 24.792 | 105.0 | 3:01.476 | 10- | 26.271 | 121.8 | 35.298 | 102.1 | 24.710 | 103.6 | 1:26.279 |
| 5- | 26.334 | 122.5 | 35.273 | 103.1 | 24.642 | 104.0 | 1:26.249 | 11- | 26.539 | 121.4 | 35.987 | 103.6 | 24.832 | 104.0 | 1:27.358 |
| 6- | 26.311 | 122.7 | 35.220 | 104.7 | 24.367 | 104.7 | 1:25.898 | | | | | | | | |

Croft
Circuit Length = 2.1250 miles
Start: 12:15 End: 12:37

Weather / Track : Bright / Dry

British Formula Ford Championship

QUALIFYING - RACE 2 - BEST SECTOR TIMES

| SECTOR 1 | | | SECTOR 2 | | | SECTOR 3 | | | IDEAL / BEST COMPARISON | | | | | | |
|----------|----|----------|----------|----|----------|----------|----|----------|-------------------------|-----|-------------|----------|----------|----------|-------|
| POS | NO | NAME | TIME | NO | NAME | TIME | NO | NAME | TIME | POS | NO | NAME | IDEAL | BEST | DIFF |
| 1 | 69 | TANDY | 25.279 | 22 | BRIDGER | 33.860 | 10 | NASH | 23.414 | 1 | 4 | MACLEOD | 1:22.656 | 1:22.766 | 0.110 |
| 2 | 58 | STUTELEY | 25.298 | 69 | TANDY | 33.860 | 4 | MACLEOD | 23.455 | 2 | 10 | NASH | 1:22.758 | 1:22.928 | 0.170 |
| 3 | 4 | MACLEOD | 25.325 | 4 | MACLEOD | 33.876 | 1 | MURRAY | 23.622 | 3 | 69 | TANDY | 1:22.798 | 1:22.947 | 0.149 |
| 4 | 1 | MURRAY | 25.328 | 10 | NASH | 33.974 | 69 | TANDY | 23.659 | 4 | 22 | BRIDGER | 1:22.919 | 1:23.420 | 0.501 |
| 5 | 22 | BRIDGER | 25.358 | 58 | STUTELEY | 34.063 | 22 | BRIDGER | 23.701 | 5 | 58 | STUTELEY | 1:23.094 | 1:23.142 | 0.048 |
| 6 | 10 | NASH | 25.370 | 11 | BROWN | 34.207 | 58 | STUTELEY | 23.733 | 6 | 1 | MURRAY | 1:23.218 | 1:23.346 | 0.128 |
| 7 | 3 | PLAYFAIR | 25.479 | 1 | MURRAY | 34.268 | 5 | NAGASE | 23.737 | 7 | 11 | BROWN | 1:23.632 | 1:23.798 | 0.166 |
| 8 | 68 | MURRAY | 25.507 | 56 | ROBERTS | 34.274 | 3 | PLAYFAIR | 23.791 | 8 | 3 | PLAYFAIR | 1:23.687 | 1:23.917 | 0.230 |
| 9 | 56 | ROBERTS | 25.582 | 68 | MURRAY | 34.348 | 11 | BROWN | 23.827 | 9 | 56 | ROBERTS | 1:23.696 | 1:23.926 | 0.230 |
| 10 | 11 | BROWN | 25.598 | 3 | PLAYFAIR | 34.417 | 56 | ROBERTS | 23.840 | 10 | 68 | MURRAY | 1:23.794 | 1:24.138 | 0.344 |
| 11 | 76 | HUNT | 25.718 | 76 | HUNT | 34.599 | 76 | HUNT | 23.860 | 11 | 5 | NAGASE | 1:24.176 | 1:24.176 | 0.000 |
| 12 | 5 | NAGASE | 25.771 | 5 | NAGASE | 34.668 | 68 | MURRAY | 23.939 | 12 | 76 | HUNT | 1:24.177 | 1:24.223 | 0.046 |
| 13 | 87 | ORGEE | 25.772 | 87 | ORGEE | 35.054 | 46 | JARDINE | 24.107 | 13 | 87 | ORGEE | 1:25.056 | 1:25.898 | 0.842 |
| 14 | 46 | JARDINE | 26.084 | 18 | LAYAC | 35.496 | 87 | ORGEE | 24.230 | 14 | 46 | JARDINE | 1:25.783 | 1:26.140 | 0.357 |
| 15 | 18 | LAYAC | 26.540 | 46 | JARDINE | 35.592 | 18 | LAYAC | 24.539 | 15 | 18 | LAYAC | 1:26.575 | 1:26.709 | 0.134 |
| 16 | 20 | DOBSON | 27.003 | 20 | DOBSON | 36.019 | 20 | DOBSON | 24.795 | 16 | 20 | DOBSON | 1:27.817 | 1:28.212 | 0.395 |
| 17 | 16 | JONES | 27.067 | 16 | JONES | 36.135 | 16 | JONES | 24.799 | 17 | 16 | JONES | 1:28.001 | 1:28.199 | 0.198 |
| | | | | | | | | | | | Perfect Lap | | 1:22.553 | | |

British Formula Ford Championship

QUALIFYING - RACE 2 - SPEED TRAPS

| SECTOR 1 | | | | SECTOR 2 | | | FINISH LINE | | |
|----------|----|-----------------|-------|----------|-----------------|-------|-------------|-----------------|-------|
| POS | NO | NAME | MPH | NO | NAME | MPH | NO | NAME | MPH |
| 1 | 22 | Jay BRIDGER | 129.6 | 22 | Jay BRIDGER | 109.7 | 3 | Sarah PLAYFAIR | 107.2 |
| 2 | 58 | Linton STUTELEY | 128.8 | 4 | Callum MACLEOD | 109.5 | 11 | David BROWN | 107.2 |
| 3 | 69 | Nick TANDY | 128.6 | 58 | Linton STUTELEY | 109.5 | 10 | James NASH | 106.9 |
| 4 | 3 | Sarah PLAYFAIR | 128.3 | 10 | James NASH | 108.9 | 22 | Jay BRIDGER | 106.7 |
| 5 | 10 | James NASH | 128.3 | 69 | Nick TANDY | 108.9 | 56 | Steve ROBERTS | 106.5 |
| 6 | 1 | Marc MURRAY | 128.1 | 1 | Marc MURRAY | 108.8 | 68 | Daniel MURRAY | 106.5 |
| 7 | 56 | Steve ROBERTS | 128.1 | 56 | Steve ROBERTS | 108.6 | 1 | Marc MURRAY | 106.2 |
| 8 | 4 | Callum MACLEOD | 127.8 | 68 | Daniel MURRAY | 108.4 | 69 | Nick TANDY | 106.2 |
| 9 | 68 | Daniel MURRAY | 127.8 | 3 | Sarah PLAYFAIR | 108.2 | 46 | Jamie JARDINE | 106.0 |
| 10 | 11 | David BROWN | 127.1 | 11 | David BROWN | 108.2 | 76 | Freddie HUNT | 106.0 |
| 11 | 5 | Takashi NAGASE | 126.4 | 46 | Jamie JARDINE | 108.2 | 4 | Callum MACLEOD | 105.7 |
| 12 | 76 | Freddie HUNT | 126.4 | 5 | Takashi NAGASE | 107.0 | 58 | Linton STUTELEY | 105.7 |
| 13 | 87 | Roger ORGEE | 125.4 | 76 | Freddie HUNT | 107.0 | 5 | Takashi NAGASE | 105.2 |
| 14 | 46 | Jamie JARDINE | 125.0 | 87 | Roger ORGEE | 106.4 | 87 | Roger ORGEE | 105.2 |
| 15 | 18 | Phillippe LAYAC | 123.1 | 18 | Phillippe LAYAC | 106.0 | 18 | Phillippe LAYAC | 104.7 |
| 16 | 20 | Matt DOBSON | 120.5 | 20 | Matt DOBSON | 104.7 | 20 | Matt DOBSON | 101.2 |
| 17 | 16 | Alex JONES | 119.2 | 16 | Alex JONES | 102.0 | 16 | Alex JONES | 98.0 |

Weather / Track : Bright / Dry


www.msttiming.com

Croft
Circuit Length = 2.1250 miles
Start: 12:15 End: 12:37

Printed - 12.39 Saturday, 08 September 2007

British Formula Ford Championship

RACE 2 - GRID

| | | |
|--------------------------------------------------------------------------------------|--------------------------------|--------------------------------|
| ROW 9 | 1:28.212 20 Matt DOBSON | 1:28.199 16 Alex JONES |
| ROW 8 | 1:26.709 18 Phillippe LAYAC | 1:26.140 46 Jamie JARDINE |
| ROW 7 | 1:25.898 87 Roger ORGEE | 1:24.223 76 Freddie HUNT |
| ROW 6 | 1:24.176 5 Takashi NAGASE | 1:24.138 68 Daniel MURRAY |
| ROW 5 | 1:23.926 56 Steve ROBERTS | 1:23.917 3 Sarah PLAYFAIR |
| ROW 4 | 1:23.798 11 David BROWN | 1:23.420 22 Jay BRIDGER |
| ROW 3 | 1:23.346 1 Marc MURRAY | 1:23.142 58 Linton STUTELEY |
| ROW 2 | 1:22.947 69 Nick TANDY | 1:22.928 10 James NASH |
| ROW 1 | 1:22.766 4 Callum MACLEOD | |
| Pole | | |
|  | | |

Weather / Track : Bright / Dry

Croft
Circuit Length = 2.1250 miles


These results are provisional until the conclusion of any judicial and technical matters.

Clerk of Course :

Timekeeper :

British Formula Ford Championship

RACE 3 - GRID

| | | |
|--------------------------------------------------------------------------------------|--------------------|------------------|
| ROW 9 | 16 Alex JONES | 20 Matt DOBSON |
| ROW 8 | 18 Phillippe LAYAC | 46 Jamie JARDINE |
| ROW 7 | 87 Roger ORGEE | 5 Takashi NAGASE |
| ROW 6 | 76 Freddie HUNT | 68 Daniel MURRAY |
| ROW 5 | 3 Sarah PLAYFAIR | 56 Steve ROBERTS |
| ROW 4 | 22 Jay BRIDGER | 11 David BROWN |
| ROW 3 | 69 Nick TANDY | 1 Marc MURRAY |
| ROW 2 | 58 Linton STUTELEY | 10 James NASH |
| ROW 1 | 4 Callum MACLEOD | |
| Pole | | |
|  | | |

Weather / Track : Bright / Dry

Croft
Circuit Length = 2.1250 miles

These results are provisional until the conclusion of any judicial and technical matters.

Clerk of Course :

Timekeeper :

British Formula Ford Championship

RACE 2 - CLASSIFICATION

| POS | NO | CL | DRIVER / TEAM | CAR | LAPS | TIME | GAP | DIFF | MPH | BEST | ON |
|-----|----|----|-------------------------------------------------------------|-----------------|------|-----------|-----------------|--------|-------|----------|----|
| 1 | 69 | C | Nick TANDY JTR | Ray GRS07 | 13 | 18:23.165 | | | 90.15 | 1:23.539 | 4 |
| 2 | 4 | C | Callum MACLEOD Jamun Racing Services | Mygale SJ07 | 13 | 18:23.260 | 0.095 | 0.095 | 90.14 | 1:23.875 | 3 |
| 3 | 10 | C | James NASH Kevin Mills Racing | Van Diemen DP07 | 13 | 18:27.191 | 4.026 | 3.931 | 89.82 | 1:24.138 | 4 |
| 4 | 1 | C | Marc MURRAY Jamun Racing Services | Mygale SJ07 | 13 | 18:27.790 | 4.625 | 0.599 | 89.77 | 1:24.241 | 7 |
| 5 | 56 | C | Steve ROBERTS Kevin Mills Racing | Van Diemen DP07 | 13 | 18:35.197 | 12.032 | 7.407 | 89.17 | 1:24.444 | 5 |
| 6 | 3 | C | Sarah PLAYFAIR Jamun Racing Services | Mygale SJ07 | 13 | 18:35.506 | 12.341 | 0.309 | 89.15 | 1:24.191 | 5 |
| 7 | 58 | C | Linton STUTELEY Getem Racing/thebigcoldturkey.com | Mygale 06 | 13 | 18:36.127 | 12.962 | 0.621 | 89.10 | 1:24.015 | 2 |
| 8 | 68 | C | Daniel MURRAY JTR | Ray GRS07 | 13 | 18:39.893 | 16.728 | 3.766 | 88.80 | 1:24.609 | 5 |
| 9 | 5 | C | Takashi NAGASE Fluid Motorsport Development Ltd | Van Diemen 06 | 13 | 18:46.425 | 23.260 | 6.532 | 88.28 | 1:25.044 | 5 |
| 10 | 87 | C | Roger ORGEE Marque Cars | Ray GRS07 | 13 | 18:56.367 | 33.202 | 9.942 | 87.51 | 1:26.066 | 2 |
| 11 | 46 | C | Jamie JARDINE ACER Motorsport | Ray GRS07 | 13 | 19:00.000 | 36.835 | 3.633 | 87.23 | 1:26.369 | 4 |
| 12 | 18 | C | Phillippe LAYAC Avenues Race Engineering | Ray GRS07 | 13 | 19:00.380 | 37.215 | 0.380 | 87.20 | 1:26.393 | 4 |
| 13 | 20 | S | Matt DOBSON Team Sponsor A diamond.com | Van Diemen RF03 | 13 | 19:24.530 | 1:01.365 | 24.150 | 85.40 | 1:28.278 | 11 |
| 14 | 16 | G | Alex JONES Myerscough College | Van Diemen RF03 | 13 | 19:27.633 | 1:04.468 | 3.103 | 85.17 | 1:28.218 | 11 |
| 15 | 22 | C | Jay BRIDGER Fluid Motorsport Development | Mygale SJ07 | 13 | 19:29.747 | 1:06.582 | 2.114 | 85.01 | 1:24.198 | 5 |
| 16 | 11 | C | David BROWN Kevin Mills Racing | Van Diemen DP07 | 13 | 19:34.925 | 1:11.760 | 5.178 | 84.64 | 1:24.161 | 5 |

NOT CLASSIFIED

| | | | | | | | | | | | |
|-----|----|---|----------------------------|-----------|---|-----------|---------------|--------|-------|----------|---|
| DNF | 76 | C | Freddie HUNT JTR | Ray GRS07 | 8 | 11:32.609 | 5 laps | 5 laps | 88.36 | 1:25.152 | 7 |
|-----|----|---|----------------------------|-----------|---|-----------|---------------|--------|-------|----------|---|

FASTEST LAP

| | | | | | | | |
|----|---|--------------------------------------------------|-----------------|----|----------|-----------|------------|
| 69 | C | Nick TANDY JTR | Ray GRS07 | 4 | 1:23.539 | 91.57 mph | 147.37 kph |
| 16 | G | Alex JONES Myerscough College | Van Diemen RF03 | 11 | 1:28.218 | 86.71 mph | 139.55 kph |
| 20 | S | Matt DOBSON Team Sponsor A diamond.com | Van Diemen RF03 | 11 | 1:28.278 | 86.65 mph | 139.46 kph |

Weather / Track : Bright / Dry

These results are provisional until the conclusion of any judicial and technical matters.

Croft
Circuit Length = 2.1250 miles
Start: 17:30 End: 17:50

| | |
|-------------------|--------------|
| Clerk of Course : | Timekeeper : |
|-------------------|--------------|

British Formula Ford Championship

RACE 2 - LAP CHART

| Lap 1 | | | Lap 2 | | | Lap 3 | | | Lap 4 | | | Lap 5 | | |
|-------|--------|----------|-------|--------|----------|-------|--------|----------|-------|--------|----------|-------|--------|----------|
| No | Behind | Laptime | No | Behind | Laptime | No | Behind | Laptime | No | Behind | Laptime | No | Behind | Laptime |
| 4 | | 1:29.049 | 4 | | 1:24.201 | 4 | | 1:23.875 | 4 | | 1:24.021 | 4 | | 1:24.180 |
| 10 | 0.484 | 1:28.060 | 10 | 0.577 | 1:24.294 | 69 | 0.907 | 1:23.898 | 69 | 0.425 | 1:23.539 | 69 | 0.432 | 1:24.187 |
| 69 | 1.037 | 1:27.858 | 69 | 0.884 | 1:24.048 | 10 | 1.545 | 1:24.843 | 10 | 1.662 | 1:24.138 | 10 | 1.925 | 1:24.443 |
| 58 | 1.550 | 1:28.078 | 58 | 1.364 | 1:24.015 | 58 | 2.061 | 1:24.572 | 58 | 2.223 | 1:24.183 | 58 | 2.443 | 1:24.400 |
| 1 | 1.995 | 1:27.982 | 1 | 3.322 | 1:25.528 | 22 | 4.205 | 1:24.755 | 22 | 4.577 | 1:24.393 | 22 | 4.595 | 1:24.198 |
| 22 | 2.144 | 1:27.746 | 22 | 3.325 | 1:25.382 | 1 | 4.780 | 1:25.333 | 1 | 5.264 | 1:24.505 | 1 | 5.525 | 1:24.441 |
| 11 | 2.544 | 1:27.776 | 11 | 3.484 | 1:25.141 | 11 | 5.570 | 1:25.961 | 11 | 5.848 | 1:24.299 | 11 | 5.829 | 1:24.161 |
| 3 | 2.942 | 1:27.566 | 3 | 3.991 | 1:25.250 | 3 | 5.890 | 1:25.774 | 3 | 6.247 | 1:24.378 | 3 | 6.258 | 1:24.191 |
| 56 | 3.196 | 1:27.732 | 56 | 4.266 | 1:25.271 | 56 | 6.142 | 1:25.751 | 56 | 6.614 | 1:24.493 | 56 | 6.878 | 1:24.444 |
| 68 | 3.947 | 1:28.137 | 68 | 4.896 | 1:25.150 | 68 | 6.921 | 1:25.900 | 68 | 7.930 | 1:25.030 | 68 | 8.359 | 1:24.609 |
| 5 | 4.246 | 1:28.018 | 5 | 5.168 | 1:25.123 | 5 | 7.140 | 1:25.847 | 5 | 8.230 | 1:25.111 | 5 | 9.094 | 1:25.044 |
| 76 | 4.614 | 1:27.965 | 76 | 5.862 | 1:25.449 | 76 | 7.393 | 1:25.406 | 76 | 8.875 | 1:25.503 | 76 | 10.163 | 1:25.468 |
| 87 | 5.109 | 1:28.242 | 87 | 6.974 | 1:26.066 | 87 | 10.019 | 1:26.920 | 87 | 12.811 | 1:26.813 | 87 | 15.482 | 1:26.851 |
| 46 | 6.418 | 1:29.581 | 46 | 8.856 | 1:26.639 | 46 | 11.526 | 1:26.545 | 46 | 13.874 | 1:26.369 | 46 | 16.293 | 1:26.599 |
| 18 | 6.822 | 1:29.248 | 18 | 9.354 | 1:26.733 | 18 | 12.059 | 1:26.580 | 18 | 14.431 | 1:26.393 | 18 | 16.957 | 1:26.706 |
| 20 | 9.214 | 1:31.125 | 20 | 13.548 | 1:28.535 | 20 | 18.218 | 1:28.545 | 20 | 23.331 | 1:29.134 | 20 | 27.930 | 1:28.779 |
| 16 | 10.113 | 1:32.033 | 16 | 15.386 | 1:29.474 | 16 | 20.724 | 1:29.213 | 16 | 25.530 | 1:28.827 | 16 | 29.926 | 1:28.576 |

British Formula Ford Championship

RACE 2 - LAP CHART

| Lap 6 | | | Lap 7 | | | Lap 8 | | | Lap 9 | | | Lap 10 | | |
|-------|--------|----------|-------|--------|----------|-------|--------|----------|-------|--------|----------|--------|--------|----------|
| No | Behind | Laptime | No | Behind | Laptime | No | Behind | Laptime | No | Behind | Laptime | No | Behind | Laptime |
| 4 | | 1:23.962 | 4 | | 1:23.890 | 69 | | 1:24.133 | 69 | | 1:24.495 | 69 | | 1:24.542 |
| 69 | 0.426 | 1:23.956 | 69 | 0.457 | 1:23.921 | 4 | 0.350 | 1:24.940 | 4 | 0.464 | 1:24.609 | 4 | 0.211 | 1:24.289 |
| 10 | 2.288 | 1:24.325 | 10 | 3.022 | 1:24.624 | 10 | 3.402 | 1:24.970 | 10 | 3.528 | 1:24.621 | 10 | 3.604 | 1:24.618 |
| 58 | 3.024 | 1:24.543 | 58 | 3.624 | 1:24.490 | 58 | 4.017 | 1:24.983 | 58 | 4.028 | 1:24.506 | 58 | 4.073 | 1:24.587 |
| 22 | 4.892 | 1:24.259 | 22 | 5.495 | 1:24.493 | 22 | 5.290 | 1:24.385 | 22 | 5.241 | 1:24.446 | 22 | 5.252 | 1:24.553 |
| 1 | 5.976 | 1:24.413 | 1 | 6.327 | 1:24.241 | 1 | 6.046 | 1:24.309 | 1 | 5.935 | 1:24.384 | 1 | 5.913 | 1:24.520 |
| 11 | 6.719 | 1:24.852 | 11 | 8.017 | 1:25.188 | 11 | 7.978 | 1:24.551 | 11 | 8.092 | 1:24.609 | 11 | 8.626 | 1:25.076 |
| 3 | 7.013 | 1:24.717 | 3 | 8.451 | 1:25.328 | 3 | 8.414 | 1:24.553 | 3 | 8.752 | 1:24.833 | 3 | 9.629 | 1:25.419 |
| 56 | 7.412 | 1:24.496 | 56 | 8.825 | 1:25.303 | 56 | 8.989 | 1:24.754 | 56 | 9.551 | 1:25.057 | 56 | 10.123 | 1:25.114 |
| 68 | 9.215 | 1:24.818 | 68 | 10.127 | 1:24.802 | 68 | 10.446 | 1:24.909 | 68 | 10.763 | 1:24.812 | 68 | 11.901 | 1:25.680 |
| 5 | 10.231 | 1:25.099 | 5 | 12.416 | 1:26.075 | 5 | 13.492 | 1:25.666 | 5 | 14.815 | 1:25.818 | 5 | 16.885 | 1:26.612 |
| 76 | 11.609 | 1:25.408 | 76 | 12.871 | 1:25.152 | 76 | 13.841 | 1:25.560 | 87 | 25.690 | 1:27.093 | 87 | 27.934 | 1:26.786 |
| 87 | 18.004 | 1:26.484 | 87 | 20.898 | 1:26.784 | 87 | 23.092 | 1:26.784 | 46 | 26.543 | 1:27.277 | 46 | 28.828 | 1:26.827 |
| 46 | 18.975 | 1:26.644 | 46 | 21.550 | 1:26.465 | 46 | 23.761 | 1:26.801 | 18 | 27.385 | 1:27.040 | 18 | 29.594 | 1:26.751 |
| 18 | 19.630 | 1:26.635 | 18 | 22.409 | 1:26.669 | 18 | 24.840 | 1:27.021 | 20 | 45.424 | 1:28.922 | 20 | 49.935 | 1:29.053 |
| 20 | 32.397 | 1:28.429 | 20 | 37.161 | 1:28.654 | 20 | 40.997 | 1:28.426 | 16 | 47.647 | 1:28.798 | 16 | 52.528 | 1:29.423 |
| 16 | 34.530 | 1:28.566 | 16 | 39.299 | 1:28.659 | 16 | 43.344 | 1:28.635 | | | | | | |

British Formula Ford Championship

RACE 2 - LAP CHART

| Lap 11 | | | Lap 12 | | | Lap 13 | | |
|--------|--------|----------|--------|----------|----------|--------|----------|----------|
| No | Behind | Laptime | No | Behind | Laptime | No | Behind | Laptime |
| 69 | | 1:25.120 | 69 | | 1:25.272 | 69 | | 1:24.968 |
| 4 | 0.215 | 1:25.124 | 4 | 0.423 | 1:25.480 | 4 | 0.095 | 1:24.640 |
| 10 | 4.298 | 1:25.814 | 10 | 4.069 | 1:25.043 | 10 | 4.026 | 1:24.925 |
| 1 | 5.804 | 1:25.011 | 1 | 5.107 | 1:24.575 | 1 | 4.625 | 1:24.486 |
| 22 | 7.194 | 1:27.062 | 3 | 10.619 | 1:26.121 | 56 | 12.032 | 1:26.101 |
| 11 | 8.411 | 1:24.905 | 56 | 10.899 | 1:26.070 | 3 | 12.341 | 1:26.690 |
| 58 | 8.766 | 1:29.813 | 58 | 12.081 | 1:28.587 | 58 | 12.962 | 1:25.849 |
| 3 | 9.770 | 1:25.261 | 68 | 14.590 | 1:27.985 | 68 | 16.728 | 1:27.106 |
| 56 | 10.101 | 1:25.098 | 5 | 22.209 | 1:28.414 | 5 | 23.260 | 1:26.019 |
| 68 | 11.877 | 1:25.096 | 87 | 31.599 | 1:27.488 | 87 | 33.202 | 1:26.571 |
| 5 | 19.067 | 1:27.302 | 46 | 33.588 | 1:28.055 | 46 | 36.835 | 1:28.215 |
| 87 | 29.383 | 1:26.569 | 18 | 34.294 | 1:28.015 | 18 | 37.215 | 1:27.889 |
| 46 | 30.805 | 1:27.097 | 22 | 36.234 | 1:54.312 | 20 | 1:01.365 | 1:29.214 |
| 18 | 31.551 | 1:27.077 | 20 | 57.119 | 1:29.298 | 16 | 1:04.468 | 1:30.181 |
| 20 | 53.093 | 1:28.278 | 16 | 59.255 | 1:28.901 | 22 | 1:06.582 | 1:55.316 |
| 16 | 55.626 | 1:28.218 | 11 | 1:11.430 | 2:28.291 | 11 | 1:11.760 | 1:25.298 |

British Formula Ford Championship

RACE 2 - SECTOR ANALYSIS

| | | | | | | | | | | | | | | | |
|-----------|--------------------------------------------------------|--------------|---------------|--------------|---------------|--------------|-----------------|-----|---------------|--------------|---------------|--------------|--------|--------------|-----------------|
| 1 | Marc MURRAY Jamun Racing Services | | | | | | | | | | | | | | |
| 1- | 28.429 | <i>129.8</i> | 34.911 | 107.7 | 24.642 | 104.7 | 1:27.982 | 8- | <i>25.651</i> | 127.6 | 34.624 | 108.2 | 24.034 | 105.8 | 1:24.309 |
| 2- | 26.126 | 127.1 | 34.851 | 107.9 | 24.551 | 102.9 | 1:25.528 | 9- | 25.720 | 128.3 | 34.574 | 107.9 | 24.090 | 105.8 | 1:24.384 |
| 3- | 26.687 | 128.3 | 34.573 | <i>108.8</i> | 24.073 | <i>106.2</i> | 1:25.333 | 10- | 25.753 | 128.6 | 34.667 | 107.5 | 24.100 | 106.0 | 1:24.520 |
| 4- | 25.753 | 128.1 | 34.768 | 108.4 | 23.984 | 106.0 | 1:24.505 | 11- | 25.689 | 129.1 | 34.746 | 107.5 | 24.576 | 105.4 | 1:25.011 |
| 5- | 25.809 | 127.3 | 34.576 | 107.5 | 24.056 | 104.9 | 1:24.441 | 12- | 25.848 | 127.3 | 34.678 | 107.7 | 24.049 | 106.0 | 1:24.575 |
| 6- | 25.742 | 128.1 | 34.709 | 107.2 | <i>23.962</i> | 105.7 | 1:24.413 | 13- | 25.819 | 126.1 | <i>34.464</i> | 108.2 | 24.203 | <i>106.2</i> | 1:24.486 |
| 7- | 25.710 | 127.8 | 34.544 | 107.4 | 23.987 | 106.0 | 1:24.241 | | | | | | | | |
| 3 | Sarah PLAYFAIR Jamun Racing Services | | | | | | | | | | | | | | |
| 1- | 28.133 | 126.6 | 35.065 | 107.0 | 24.368 | 106.4 | 1:27.566 | 8- | 25.667 | 129.1 | 34.730 | 108.2 | 24.156 | 106.4 | 1:24.553 |
| 2- | 25.898 | <i>130.1</i> | 35.243 | 107.9 | 24.109 | 106.5 | 1:25.250 | 9- | 25.790 | 127.6 | 34.740 | 107.4 | 24.303 | 106.2 | 1:24.833 |
| 3- | 26.461 | 126.4 | 35.192 | 108.4 | 24.121 | <i>106.9</i> | 1:25.774 | 10- | 25.963 | 127.8 | 34.814 | 107.0 | 24.642 | 105.2 | 1:25.419 |
| 4- | 25.567 | <i>130.1</i> | 34.823 | 107.9 | <i>23.988</i> | 106.7 | 1:24.378 | 11- | 26.174 | 125.2 | 34.772 | 106.7 | 24.315 | 105.0 | 1:25.261 |
| 5- | <i>25.549</i> | 129.8 | <i>34.552</i> | 108.1 | 24.090 | <i>106.9</i> | 1:24.191 | 12- | 25.990 | 128.3 | 35.514 | 106.5 | 24.617 | 104.5 | 1:26.121 |
| 6- | 25.713 | 129.3 | 34.745 | <i>108.6</i> | 24.259 | 106.7 | 1:24.717 | 13- | 26.144 | 126.1 | 35.791 | 106.2 | 24.755 | 106.7 | 1:26.690 |
| 7- | 25.912 | 129.1 | 35.258 | 107.4 | 24.158 | 106.5 | 1:25.328 | | | | | | | | |
| 4 | Callum MACLEOD Jamun Racing Services | | | | | | | | | | | | | | |
| 1- | 30.432 | 125.4 | 34.831 | 107.9 | 23.786 | 104.7 | 1:29.049 | 8- | 25.690 | 126.6 | <i>34.182</i> | 108.1 | 25.068 | 105.5 | 1:24.940 |
| 2- | 25.872 | 126.6 | 34.646 | 107.7 | <i>23.683</i> | 104.9 | 1:24.201 | 9- | 25.939 | 129.1 | 34.500 | 107.9 | 24.170 | 105.8 | 1:24.609 |
| 3- | 25.721 | 126.4 | 34.444 | 108.2 | 23.710 | 104.5 | 1:23.875 | 10- | <i>25.584</i> | 127.8 | 34.474 | <i>109.3</i> | 24.231 | 106.2 | 1:24.289 |
| 4- | 25.682 | 127.1 | 34.450 | 105.8 | 23.889 | 104.9 | 1:24.021 | 11- | 25.885 | <i>130.6</i> | 34.943 | <i>109.3</i> | 24.296 | 106.4 | 1:25.124 |
| 5- | 25.757 | 127.3 | 34.357 | 107.7 | 24.066 | 104.9 | 1:24.180 | 12- | 26.256 | 129.8 | 34.992 | 108.2 | 24.232 | 105.5 | 1:25.480 |
| 6- | 25.721 | 126.6 | 34.477 | 107.9 | 23.764 | 105.2 | 1:23.962 | 13- | 25.829 | 127.6 | 34.459 | 108.6 | 24.352 | <i>106.7</i> | 1:24.640 |
| 7- | 25.641 | 126.6 | 34.402 | 108.1 | 23.847 | 105.4 | 1:23.890 | | | | | | | | |
| 5 | Takashi NAGASE Fluid Motorsport Development Ltd | | | | | | | | | | | | | | |
| 1- | 28.281 | 125.4 | 35.359 | 106.9 | 24.378 | 106.0 | 1:28.018 | 8- | 26.134 | 125.2 | 35.298 | 105.8 | 24.234 | 104.2 | 1:25.666 |
| 2- | 26.103 | 124.3 | 35.116 | <i>107.7</i> | <i>23.904</i> | <i>106.5</i> | 1:25.123 | 9- | 26.190 | 123.8 | 35.329 | 105.4 | 24.299 | 104.2 | 1:25.818 |
| 3- | 26.164 | 127.6 | 35.235 | 107.4 | 24.448 | 106.0 | 1:25.847 | 10- | 26.348 | 124.7 | 35.698 | 105.4 | 24.566 | 102.8 | 1:26.612 |
| 4- | 26.047 | <i>128.8</i> | 34.924 | 105.8 | 24.140 | 105.7 | 1:25.111 | 11- | 27.090 | 118.6 | 35.680 | 104.7 | 24.532 | 102.3 | 1:27.302 |
| 5- | 26.108 | 127.6 | <i>34.855</i> | 107.5 | 24.081 | 105.2 | 1:25.044 | 12- | 26.270 | 125.0 | 37.671 | 105.4 | 24.473 | 104.0 | 1:28.414 |
| 6- | <i>25.986</i> | 126.9 | 35.010 | 107.0 | 24.103 | 105.0 | 1:25.099 | 13- | 26.277 | 124.3 | 35.406 | 105.2 | 24.336 | 102.9 | 1:26.019 |
| 7- | 26.634 | 124.0 | 35.313 | 105.7 | 24.128 | 104.4 | 1:26.075 | | | | | | | | |
| 10 | James NASH Kevin Mills Racing | | | | | | | | | | | | | | |
| 1- | 29.174 | <i>127.8</i> | 35.091 | 107.7 | <i>23.795</i> | <i>105.7</i> | 1:28.060 | 8- | 25.874 | 125.9 | 35.047 | 106.2 | 24.049 | 104.7 | 1:24.970 |
| 2- | 25.923 | 127.1 | 34.570 | 107.7 | 23.801 | 105.2 | 1:24.294 | 9- | 25.808 | 126.1 | 34.706 | 106.5 | 24.107 | 104.9 | 1:24.621 |
| 3- | 25.825 | <i>127.8</i> | 35.089 | <i>108.1</i> | 23.929 | 105.4 | 1:24.843 | 10- | 25.892 | 125.7 | 34.656 | 106.2 | 24.070 | 104.9 | 1:24.618 |
| 4- | 25.784 | 127.6 | <i>34.383</i> | 107.7 | 23.971 | 105.0 | 1:24.138 | 11- | 26.094 | 125.4 | 35.591 | 106.2 | 24.129 | 104.2 | 1:25.814 |
| 5- | 25.945 | 126.9 | 34.403 | 107.7 | 24.095 | 105.4 | 1:24.443 | 12- | 25.982 | 125.7 | 34.889 | 106.4 | 24.172 | 104.5 | 1:25.043 |
| 6- | <i>25.744</i> | 126.4 | 34.489 | 107.4 | 24.092 | 104.9 | 1:24.325 | 13- | 26.016 | 126.1 | 34.800 | 106.5 | 24.109 | 104.0 | 1:24.925 |
| 7- | 25.891 | 125.7 | 34.658 | 106.9 | 24.075 | 105.0 | 1:24.624 | | | | | | | | |
| 11 | David BROWN Kevin Mills Racing | | | | | | | | | | | | | | |
| 1- | 28.375 | 128.1 | 34.728 | <i>108.9</i> | 24.673 | <i>107.2</i> | 1:27.776 | 8- | 25.887 | 126.4 | 34.663 | 107.5 | 24.001 | 105.2 | 1:24.551 |
| 2- | 26.175 | 128.3 | 34.968 | 108.6 | 23.998 | 106.2 | 1:25.141 | 9- | 25.863 | 126.6 | 34.635 | 107.4 | 24.111 | 105.0 | 1:24.609 |
| 3- | 26.815 | <i>129.3</i> | 35.115 | 107.7 | 24.031 | 106.0 | 1:25.961 | 10- | 26.063 | 126.6 | 34.678 | 107.2 | 24.335 | 104.7 | 1:25.076 |
| 4- | 25.752 | 128.3 | 34.604 | 108.2 | <i>23.943</i> | 106.4 | 1:24.299 | 11- | 25.859 | 125.9 | 34.548 | 107.5 | 24.498 | 105.7 | 1:24.905 |
| 5- | <i>25.711</i> | 128.1 | <i>34.409</i> | 108.6 | 24.041 | 105.8 | 1:24.161 | 12- | 26.227 | 125.9 | 1:37.450 | 97.1 | 24.614 | 104.5 | 2:28.291 |
| 6- | 25.848 | 128.3 | 34.835 | 108.2 | 24.169 | 105.8 | 1:24.852 | 13- | 26.093 | 125.2 | 34.947 | 106.9 | 24.258 | 105.4 | 1:25.298 |
| 7- | 26.078 | 127.8 | 35.014 | 107.4 | 24.096 | 105.2 | 1:25.188 | | | | | | | | |
| 16 | Alex JONES Myerscough College | | | | | | | | | | | | | | |
| 1- | 29.238 | <i>120.3</i> | 37.395 | <i>102.6</i> | 25.400 | 97.0 | 1:32.033 | 8- | <i>27.064</i> | 118.8 | 36.230 | 102.0 | 25.341 | 97.3 | 1:28.635 |
| 2- | 27.655 | 118.6 | 36.782 | 101.7 | 25.037 | 97.7 | 1:29.474 | 9- | 27.527 | 118.4 | 36.197 | 101.7 | 25.074 | 97.4 | 1:28.798 |
| 3- | 27.401 | 118.6 | 36.539 | 97.3 | 25.273 | 96.0 | 1:29.213 | 10- | 27.734 | 109.7 | 36.420 | 101.7 | 25.269 | 96.8 | 1:29.423 |
| 4- | 27.455 | 117.3 | 36.357 | 101.4 | <i>25.015</i> | 97.0 | 1:28.827 | 11- | 27.150 | 118.6 | <i>35.991</i> | 102.5 | 25.077 | <i>97.8</i> | 1:28.218 |
| 5- | 27.329 | 118.4 | 36.227 | 101.8 | 25.020 | 96.8 | 1:28.576 | 12- | 27.104 | 119.0 | 36.083 | 96.7 | 25.714 | 97.1 | 1:28.901 |
| 6- | 27.229 | 117.7 | 36.187 | 102.0 | 25.150 | <i>97.8</i> | 1:28.566 | 13- | 27.554 | 118.6 | 36.479 | 101.8 | 26.148 | 96.6 | 1:30.181 |
| 7- | 27.088 | 118.4 | 36.451 | 101.7 | 25.120 | 97.4 | 1:28.659 | | | | | | | | |

Croft
Circuit Length = 2.1250 miles
Start: 17:30 End: 17:50

Weather / Track : Bright / Dry

British Formula Ford Championship

RACE 2 - SECTOR ANALYSIS

| | | | | | | | | | | | | | | | |
|-----------|------------------------|--------------|---------------|--------------|-----------------------------------|--------------|-----------------|-----|---------------|-------|---------------|--------------|--------|--------------|-----------------|
| 18 | Phillippe LAYAC | | | | Avenues Race Engineering | | | | | | | | | | |
| 1- | 28.378 | 124.5 | 36.147 | 104.5 | 24.723 | 103.2 | 1:29.248 | 8- | 26.606 | 124.0 | 35.631 | 105.7 | 24.784 | 101.5 | 1:27.021 |
| 2- | 26.448 | 125.2 | 35.789 | 106.0 | 24.496 | 103.4 | 1:26.733 | 9- | 26.705 | 123.4 | 35.664 | 105.8 | 24.671 | 103.2 | 1:27.040 |
| 3- | 26.434 | 124.7 | 35.556 | 107.4 | 24.590 | 103.9 | 1:26.580 | 10- | 26.613 | 123.4 | 35.529 | 105.4 | 24.609 | 103.9 | 1:26.751 |
| 4- | 26.390 | 125.4 | 35.419 | 106.7 | 24.584 | 103.6 | 1:26.393 | 11- | 26.380 | 125.0 | 35.931 | 106.0 | 24.766 | 103.7 | 1:27.077 |
| 5- | 26.476 | 122.7 | 35.521 | 106.2 | 24.709 | 102.8 | 1:26.706 | 12- | 26.506 | 125.0 | 36.324 | 105.5 | 25.185 | 103.1 | 1:28.015 |
| 6- | 26.326 | 124.5 | 35.627 | 105.8 | 24.682 | 103.6 | 1:26.635 | 13- | 26.509 | 124.5 | 36.407 | 105.8 | 24.973 | 103.7 | 1:27.889 |
| 7- | 26.394 | 124.5 | 35.438 | 106.2 | 24.837 | 103.4 | 1:26.669 | | | | | | | | |
| 20 | Matt DOBSON | | | | Team Sponsor A diamond.com | | | | | | | | | | |
| 1- | 29.101 | 118.8 | 37.030 | 102.5 | 24.994 | 98.7 | 1:31.125 | 8- | 27.474 | 119.4 | 36.128 | 102.3 | 24.824 | 98.7 | 1:28.426 |
| 2- | 27.610 | 118.8 | 36.172 | 102.1 | 24.753 | 98.8 | 1:28.535 | 9- | 27.934 | 118.1 | 36.074 | 102.1 | 24.914 | 97.7 | 1:28.922 |
| 3- | 27.444 | 120.3 | 36.470 | 102.1 | 24.631 | 98.7 | 1:28.545 | 10- | 27.681 | 118.6 | 36.678 | 102.1 | 24.694 | 99.0 | 1:29.053 |
| 4- | 27.547 | 118.6 | 36.644 | 102.1 | 24.943 | 98.8 | 1:29.134 | 11- | 27.245 | 119.6 | 36.254 | 102.8 | 24.779 | 99.3 | 1:28.278 |
| 5- | 27.508 | 119.6 | 36.249 | 102.6 | 25.022 | 98.1 | 1:28.779 | 12- | 27.532 | 120.1 | 36.928 | 103.4 | 24.838 | 97.5 | 1:29.298 |
| 6- | 27.595 | 118.4 | 36.044 | 102.9 | 24.790 | 98.8 | 1:28.429 | 13- | 27.562 | 119.2 | 36.381 | 102.0 | 25.271 | 99.1 | 1:29.214 |
| 7- | 27.362 | 118.4 | 36.397 | 102.5 | 24.895 | 98.4 | 1:28.654 | | | | | | | | |
| 22 | Jay BRIDGER | | | | Fluid Motorsport Development | | | | | | | | | | |
| 1- | 28.288 | 129.1 | 34.965 | 108.9 | 24.493 | 106.4 | 1:27.746 | 8- | 25.752 | 126.9 | 34.453 | 108.2 | 24.180 | 105.2 | 1:24.385 |
| 2- | 26.208 | 128.3 | 34.762 | 110.2 | 24.412 | 104.4 | 1:25.382 | 9- | 25.817 | 126.6 | 34.408 | 107.2 | 24.221 | 105.0 | 1:24.446 |
| 3- | 26.189 | 127.1 | 34.420 | 108.4 | 24.146 | 105.0 | 1:24.755 | 10- | 25.701 | 127.6 | 34.583 | 106.9 | 24.269 | 105.2 | 1:24.553 |
| 4- | 25.689 | 127.1 | 34.510 | 108.2 | 24.194 | 105.0 | 1:24.393 | 11- | 25.669 | 127.8 | 34.795 | 107.7 | 26.598 | 104.0 | 1:27.062 |
| 5- | 25.678 | 127.6 | 34.458 | 107.9 | 24.062 | 104.7 | 1:24.198 | 12- | 33.147 | 105.8 | 49.628 | 85.4 | 31.537 | 96.7 | 1:54.312 |
| 6- | 25.696 | 126.9 | 34.338 | 104.7 | 24.225 | 104.7 | 1:24.259 | 13- | 34.872 | 90.1 | 49.640 | 89.5 | 30.804 | 85.3 | 1:55.316 |
| 7- | 25.835 | 126.9 | 34.430 | 108.2 | 24.228 | 105.2 | 1:24.493 | | | | | | | | |
| 46 | Jamie JARDINE | | | | ACER Motorsport | | | | | | | | | | |
| 1- | 28.855 | 124.0 | 36.090 | 103.9 | 24.636 | 104.5 | 1:29.581 | 8- | 26.563 | 124.0 | 35.676 | 106.7 | 24.562 | 104.9 | 1:26.801 |
| 2- | 26.717 | 123.6 | 35.496 | 106.5 | 24.426 | 104.5 | 1:26.639 | 9- | 27.090 | 122.0 | 35.680 | 106.2 | 24.507 | 104.2 | 1:27.277 |
| 3- | 26.488 | 124.0 | 35.611 | 107.0 | 24.446 | 105.4 | 1:26.545 | 10- | 26.754 | 123.4 | 35.499 | 106.2 | 24.574 | 104.5 | 1:26.827 |
| 4- | 26.710 | 123.8 | 35.386 | 107.0 | 24.273 | 105.2 | 1:26.369 | 11- | 26.766 | 122.2 | 35.748 | 106.0 | 24.583 | 104.4 | 1:27.097 |
| 5- | 26.453 | 125.0 | 35.648 | 106.2 | 24.498 | 104.7 | 1:26.599 | 12- | 26.846 | 122.7 | 36.381 | 105.8 | 24.828 | 104.0 | 1:28.055 |
| 6- | 26.438 | 123.8 | 35.662 | 106.7 | 24.544 | 104.2 | 1:26.644 | 13- | 26.907 | 122.5 | 36.534 | 104.4 | 24.774 | 103.9 | 1:28.215 |
| 7- | 26.415 | 124.0 | 35.601 | 106.4 | 24.449 | 104.5 | 1:26.465 | | | | | | | | |
| 56 | Steve ROBERTS | | | | Kevin Mills Racing | | | | | | | | | | |
| 1- | 28.563 | 127.3 | 34.885 | 106.5 | 24.284 | 107.0 | 1:27.732 | 8- | 25.899 | 128.6 | 34.621 | 107.9 | 24.234 | 106.5 | 1:24.754 |
| 2- | 26.037 | 129.3 | 35.085 | 108.4 | 24.149 | 106.9 | 1:25.271 | 9- | 26.028 | 127.1 | 34.685 | 106.4 | 24.344 | 106.0 | 1:25.057 |
| 3- | 26.427 | 129.1 | 35.220 | 108.9 | 24.104 | 107.5 | 1:25.751 | 10- | 25.965 | 128.1 | 34.670 | 106.9 | 24.479 | 106.9 | 1:25.114 |
| 4- | 25.788 | 129.3 | 34.515 | 108.8 | 24.190 | 106.7 | 1:24.493 | 11- | 25.981 | 128.3 | 34.736 | 108.2 | 24.381 | 107.0 | 1:25.098 |
| 5- | 25.838 | 128.6 | 34.395 | 107.4 | 24.211 | 107.0 | 1:24.444 | 12- | 26.044 | 128.6 | 35.344 | 107.4 | 24.682 | 106.4 | 1:26.070 |
| 6- | 25.780 | 128.6 | 34.508 | 107.4 | 24.208 | 106.7 | 1:24.496 | 13- | 26.100 | 128.1 | 35.388 | 104.9 | 24.613 | 104.5 | 1:26.101 |
| 7- | 26.024 | 126.4 | 34.935 | 108.2 | 24.344 | 106.7 | 1:25.303 | | | | | | | | |
| 58 | Linton STUTELEY | | | | Getem Racing/thebigcoldturkey.com | | | | | | | | | | |
| 1- | 28.836 | 128.3 | 34.852 | 106.7 | 24.390 | 105.5 | 1:28.078 | 8- | 25.780 | 127.8 | 34.681 | 107.5 | 24.522 | 105.4 | 1:24.983 |
| 2- | 25.800 | 127.8 | 34.195 | 108.6 | 24.020 | 105.4 | 1:24.015 | 9- | 25.672 | 127.8 | 34.440 | 108.1 | 24.394 | 104.7 | 1:24.506 |
| 3- | 25.773 | 128.3 | 34.553 | 109.1 | 24.246 | 105.4 | 1:24.572 | 10- | 25.714 | 128.6 | 34.628 | 108.1 | 24.245 | 105.4 | 1:24.587 |
| 4- | 25.680 | 129.1 | 34.237 | 109.3 | 24.266 | 105.5 | 1:24.183 | 11- | 25.813 | 128.6 | 35.586 | 107.4 | 28.414 | 103.4 | 1:29.813 |
| 5- | 25.866 | 127.8 | 34.202 | 109.3 | 24.332 | 105.5 | 1:24.400 | 12- | 26.822 | 126.1 | 37.311 | 106.4 | 24.454 | 104.4 | 1:28.587 |
| 6- | 25.872 | 126.6 | 34.547 | 108.2 | 24.124 | 105.4 | 1:24.543 | 13- | 26.132 | 125.4 | 34.775 | 107.0 | 24.942 | 93.5 | 1:25.849 |
| 7- | 25.865 | 127.3 | 34.402 | 107.7 | 24.223 | 104.9 | 1:24.490 | | | | | | | | |
| 68 | Daniel MURRAY | | | | JTR | | | | | | | | | | |
| 1- | 28.501 | 125.4 | 35.192 | 107.2 | 24.444 | 105.8 | 1:28.137 | 8- | 25.754 | 127.1 | 35.003 | 106.9 | 24.152 | 105.5 | 1:24.909 |
| 2- | 26.068 | 126.4 | 34.719 | 108.2 | 24.363 | 106.4 | 1:25.150 | 9- | 25.849 | 126.4 | 34.670 | 106.2 | 24.293 | 105.8 | 1:24.812 |
| 3- | 26.102 | 129.1 | 35.341 | 107.7 | 24.457 | 105.7 | 1:25.900 | 10- | 26.005 | 126.4 | 35.387 | 106.7 | 24.288 | 105.2 | 1:25.680 |
| 4- | 26.021 | 127.8 | 34.896 | 107.5 | 24.113 | 105.4 | 1:25.030 | 11- | 25.990 | 126.4 | 34.601 | 106.7 | 24.505 | 105.5 | 1:25.096 |
| 5- | 25.740 | 127.3 | 34.671 | 107.2 | 24.198 | 105.5 | 1:24.609 | 12- | 27.888 | 117.1 | 35.725 | 107.0 | 24.372 | 105.7 | 1:27.985 |
| 6- | 25.807 | 126.6 | 34.851 | 107.7 | 24.160 | 105.7 | 1:24.818 | 13- | 26.606 | 125.4 | 35.889 | 105.7 | 24.611 | 104.9 | 1:27.106 |
| 7- | 25.802 | 126.4 | 34.716 | 107.2 | 24.284 | 105.2 | 1:24.802 | | | | | | | | |

Croft
Circuit Length = 2.1250 miles
Start: 17:30 End: 17:50

Weather / Track : Bright / Dry

British Formula Ford Championship
RACE 2 - SECTOR ANALYSIS

| | | | | | | | | | | | | | | | |
|-----------|---------------------|--------------|---------------|--------------|--------------------|--------------|-----------------|------|---------------|-------|---------------|-------|---------------|-------|-----------------|
| 69 | Nick TANDY | | | | JTR | | | | | | | | | | |
| 1 - | 28.763 | 128.3 | 35.120 | 106.0 | 23.975 | 105.5 | 1:27.858 | 8 - | <i>25.467</i> | 128.8 | <i>34.172</i> | 108.2 | 24.494 | 103.6 | 1:24.133 |
| 2 - | 25.641 | 128.6 | 34.467 | 108.6 | 23.940 | <i>106.4</i> | 1:24.048 | 9 - | 26.010 | 126.6 | 34.449 | 106.5 | 24.036 | 104.4 | 1:24.495 |
| 3 - | 25.579 | <i>129.6</i> | 34.548 | 108.1 | <i>23.771</i> | 104.7 | 1:23.898 | 10 - | 25.674 | 125.9 | 34.606 | 107.0 | 24.262 | 104.2 | 1:24.542 |
| 4 - | 25.528 | 128.8 | 34.227 | 108.4 | 23.784 | 105.5 | 1:23.539 | 11 - | 25.987 | 126.4 | 34.841 | 106.9 | 24.292 | 103.9 | 1:25.120 |
| 5 - | 25.601 | 129.1 | 34.250 | <i>108.8</i> | 24.336 | 105.2 | 1:24.187 | 12 - | 26.289 | 125.9 | 34.946 | 106.0 | 24.037 | 104.4 | 1:25.272 |
| 6 - | 25.487 | 129.1 | 34.544 | 108.4 | 23.925 | 105.4 | 1:23.956 | 13 - | 25.867 | 126.9 | 34.463 | 106.4 | 24.638 | 104.0 | 1:24.968 |
| 7 - | 25.542 | 128.8 | 34.290 | 108.4 | 24.089 | 105.4 | 1:23.921 | | | | | | | | |
| 76 | Freddie HUNT | | | | JTR | | | | | | | | | | |
| 1 - | 28.110 | 126.6 | 35.447 | 106.7 | 24.408 | 105.7 | 1:27.965 | 5 - | 26.202 | 127.8 | 35.041 | 106.9 | 24.225 | 104.9 | 1:25.468 |
| 2 - | 25.827 | 129.6 | 35.314 | 107.4 | 24.308 | 105.7 | 1:25.449 | 6 - | 25.918 | 126.6 | 35.344 | 105.7 | <i>24.146</i> | 104.2 | 1:25.408 |
| 3 - | <i>25.699</i> | <i>130.1</i> | 35.237 | 106.9 | 24.470 | <i>106.4</i> | 1:25.406 | 7 - | 26.002 | 127.1 | 34.866 | 106.2 | 24.284 | 105.7 | 1:25.152 |
| 4 - | 26.125 | 129.1 | <i>34.838</i> | <i>107.5</i> | 24.540 | 105.0 | 1:25.503 | 8 - | 25.873 | 128.6 | 35.297 | 106.9 | 24.390 | 104.9 | 1:25.560 |
| 87 | Roger ORGEE | | | | Marque Cars | | | | | | | | | | |
| 1 - | 28.150 | <i>125.7</i> | 35.650 | 106.7 | <i>24.442</i> | <i>104.0</i> | 1:28.242 | 8 - | 26.555 | 122.0 | 35.348 | 105.8 | 24.881 | 103.1 | 1:26.784 |
| 2 - | 26.355 | 125.0 | <i>35.138</i> | <i>107.4</i> | 24.573 | 103.9 | 1:26.066 | 9 - | 26.834 | 121.8 | 35.601 | 104.7 | 24.658 | 103.7 | 1:27.093 |
| 3 - | 26.691 | 125.4 | 35.510 | 104.5 | 24.719 | 103.7 | 1:26.920 | 10 - | 26.602 | 122.9 | 35.561 | 105.7 | 24.623 | 103.4 | 1:26.786 |
| 4 - | <i>26.270</i> | 124.7 | 35.660 | 106.4 | 24.883 | 103.1 | 1:26.813 | 11 - | 26.289 | 123.4 | 35.601 | 105.4 | 24.679 | 103.7 | 1:26.569 |
| 5 - | 26.618 | 124.0 | 35.447 | 106.5 | 24.786 | 103.2 | 1:26.851 | 12 - | 26.400 | 123.8 | 35.919 | 104.9 | 25.169 | 103.2 | 1:27.488 |
| 6 - | 26.279 | 123.4 | 35.510 | 102.0 | 24.695 | 103.4 | 1:26.484 | 13 - | 26.529 | 123.1 | 35.336 | 105.5 | 24.706 | 101.2 | 1:26.571 |
| 7 - | 26.338 | 123.6 | 35.674 | 105.2 | 24.772 | 103.7 | 1:26.784 | | | | | | | | |

British Formula Ford Championship

RACE 2 - BEST SECTOR TIMES

| SECTOR 1 | | | SECTOR 2 | | | SECTOR 3 | | | IDEAL / BEST COMPARISON | | | | | | |
|----------|----|----------|----------|----|----------|----------|----|----------|-------------------------|-----|-------------|----------|----------|----------|-------|
| POS | NO | NAME | TIME | NO | NAME | TIME | NO | NAME | TIME | POS | NO | NAME | IDEAL | BEST | DIFF |
| 1 | 69 | TANDY | 25.467 | 69 | TANDY | 34.172 | 4 | MACLEOD | 23.683 | 1 | 69 | TANDY | 1:23.410 | 1:23.539 | 0.129 |
| 2 | 3 | PLAYFAIR | 25.549 | 4 | MACLEOD | 34.182 | 69 | TANDY | 23.771 | 2 | 4 | MACLEOD | 1:23.449 | 1:23.875 | 0.426 |
| 3 | 4 | MACLEOD | 25.584 | 58 | STUTELEY | 34.195 | 10 | NASH | 23.795 | 3 | 58 | STUTELEY | 1:23.887 | 1:24.015 | 0.128 |
| 4 | 1 | MURRAY | 25.651 | 22 | BRIDGER | 34.338 | 5 | NAGASE | 23.904 | 4 | 10 | NASH | 1:23.922 | 1:24.138 | 0.216 |
| 5 | 22 | BRIDGER | 25.669 | 10 | NASH | 34.383 | 11 | BROWN | 23.943 | 5 | 11 | BROWN | 1:24.063 | 1:24.161 | 0.098 |
| 6 | 58 | STUTELEY | 25.672 | 56 | ROBERTS | 34.395 | 1 | MURRAY | 23.962 | 6 | 22 | BRIDGER | 1:24.069 | 1:24.198 | 0.129 |
| 7 | 76 | HUNT | 25.699 | 11 | BROWN | 34.409 | 3 | PLAYFAIR | 23.988 | 7 | 1 | MURRAY | 1:24.077 | 1:24.241 | 0.164 |
| 8 | 11 | BROWN | 25.711 | 1 | MURRAY | 34.464 | 58 | STUTELEY | 24.020 | 8 | 3 | PLAYFAIR | 1:24.089 | 1:24.191 | 0.102 |
| 9 | 68 | MURRAY | 25.740 | 3 | PLAYFAIR | 34.552 | 22 | BRIDGER | 24.062 | 9 | 56 | ROBERTS | 1:24.279 | 1:24.444 | 0.165 |
| 10 | 10 | NASH | 25.744 | 68 | MURRAY | 34.601 | 56 | ROBERTS | 24.104 | 10 | 68 | MURRAY | 1:24.454 | 1:24.609 | 0.155 |
| 11 | 56 | ROBERTS | 25.780 | 76 | HUNT | 34.838 | 68 | MURRAY | 24.113 | 11 | 76 | HUNT | 1:24.683 | 1:25.152 | 0.469 |
| 12 | 5 | NAGASE | 25.986 | 5 | NAGASE | 34.855 | 76 | HUNT | 24.146 | 12 | 5 | NAGASE | 1:24.745 | 1:25.044 | 0.299 |
| 13 | 87 | ORGEE | 26.270 | 87 | ORGEE | 35.138 | 46 | JARDINE | 24.273 | 13 | 87 | ORGEE | 1:25.850 | 1:26.066 | 0.216 |
| 14 | 18 | LAYAC | 26.326 | 46 | JARDINE | 35.386 | 87 | ORGEE | 24.442 | 14 | 46 | JARDINE | 1:26.074 | 1:26.369 | 0.295 |
| 15 | 46 | JARDINE | 26.415 | 18 | LAYAC | 35.419 | 18 | LAYAC | 24.496 | 15 | 18 | LAYAC | 1:26.241 | 1:26.393 | 0.152 |
| 16 | 16 | JONES | 27.064 | 16 | JONES | 35.991 | 20 | DOBSON | 24.631 | 16 | 20 | DOBSON | 1:27.920 | 1:28.278 | 0.358 |
| 17 | 20 | DOBSON | 27.245 | 20 | DOBSON | 36.044 | 16 | JONES | 25.015 | 17 | 16 | JONES | 1:28.070 | 1:28.218 | 0.148 |
| | | | | | | | | | | | Perfect Lap | | 1:23.322 | | |

British Formula Ford Championship

RACE 2 - SPEED TRAPS

| SECTOR 1 | | | | SECTOR 2 | | | FINISH LINE | | |
|----------|----|-----------------|-------|----------|-----------------|-------|-------------|-----------------|-------|
| POS | NO | NAME | MPH | NO | NAME | MPH | NO | NAME | MPH |
| 1 | 4 | Callum MACLEOD | 130.6 | 22 | Jay BRIDGER | 110.2 | 56 | Steve ROBERTS | 107.5 |
| 2 | 3 | Sarah PLAYFAIR | 130.1 | 4 | Callum MACLEOD | 109.3 | 11 | David BROWN | 107.2 |
| 3 | 76 | Freddie HUNT | 130.1 | 58 | Linton STUTELEY | 109.3 | 3 | Sarah PLAYFAIR | 106.9 |
| 4 | 1 | Marc MURRAY | 129.8 | 11 | David BROWN | 108.9 | 4 | Callum MACLEOD | 106.7 |
| 5 | 69 | Nick TANDY | 129.6 | 56 | Steve ROBERTS | 108.9 | 5 | Takashi NAGASE | 106.5 |
| 6 | 11 | David BROWN | 129.3 | 1 | Marc MURRAY | 108.8 | 22 | Jay BRIDGER | 106.4 |
| 7 | 56 | Steve ROBERTS | 129.3 | 69 | Nick TANDY | 108.8 | 68 | Daniel MURRAY | 106.4 |
| 8 | 22 | Jay BRIDGER | 129.1 | 3 | Sarah PLAYFAIR | 108.6 | 69 | Nick TANDY | 106.4 |
| 9 | 58 | Linton STUTELEY | 129.1 | 68 | Daniel MURRAY | 108.2 | 76 | Freddie HUNT | 106.4 |
| 10 | 68 | Daniel MURRAY | 129.1 | 10 | James NASH | 108.1 | 1 | Marc MURRAY | 106.2 |
| 11 | 5 | Takashi NAGASE | 128.8 | 5 | Takashi NAGASE | 107.7 | 10 | James NASH | 105.7 |
| 12 | 10 | James NASH | 127.8 | 76 | Freddie HUNT | 107.5 | 58 | Linton STUTELEY | 105.5 |
| 13 | 87 | Roger ORGEE | 125.7 | 18 | Phillippe LAYAC | 107.4 | 46 | Jamie JARDINE | 105.4 |
| 14 | 18 | Phillippe LAYAC | 125.4 | 87 | Roger ORGEE | 107.4 | 87 | Roger ORGEE | 104.0 |
| 15 | 46 | Jamie JARDINE | 125.0 | 46 | Jamie JARDINE | 107.0 | 18 | Phillippe LAYAC | 103.9 |
| 16 | 16 | Alex JONES | 120.3 | 20 | Matt DOBSON | 103.4 | 20 | Matt DOBSON | 99.3 |
| 17 | 20 | Matt DOBSON | 120.3 | 16 | Alex JONES | 102.6 | 16 | Alex JONES | 97.8 |

Weather / Track : Bright / Dry

www.msttiming.com

Croft
Circuit Length = 2.1250 miles
Start: 17:30 End: 17:50

Printed - 17.56 Saturday, 08 September 2007

British Formula Ford Championship

RACE 3 - RESTARTED - CLASSIFICATION - AMENDED

| POS | NO | CL | DRIVER / TEAM | CAR | LAPS | TIME | GAP | DIFF | MPH | BEST | ON |
|----------------|----|----|-------------------------------------------------------------|-----------------|------|-----------|---------------|-----------|-------|------------|----|
| 1 | 69 | C | Nick TANDY JTR | Ray GRS07 | 12 | 17:01.197 | | | 89.89 | 1:23.962 | 2 |
| 2 | 10 | C | James NASH Kevin Mills Racing | Van Diemen DP07 | 12 | 17:02.137 | 0.940 | 0.940 | 89.81 | 1:24.367 | 3 |
| 3 | 22 | C | Jay BRIDGER Fluid Motorsport Development | Mygale SJ07 | 12 | 17:02.973 | 1.776 | 0.836 | 89.73 | 1:24.289 | 4 |
| 4 | 1 | C | Marc MURRAY Jamun Racing Services | Mygale SJ07 | 12 | 17:05.381 | 4.184 | 2.408 | 89.52 | 1:24.241 | 3 |
| 5 | 58 | C | Linton STUTELEY Getem Racing/thebigcoldturkey.com | Mygale 06 | 12 | 17:07.629 | 6.432 | 2.248 | 89.33 | 1:24.413 | 3 |
| 6 | 3 | C | Sarah PLAYFAIR Jamun Racing Services | Mygale SJ07 | 12 | 17:12.228 | 11.031 | 4.599 | 88.93 | 1:24.622 | 4 |
| 7 | 5 | C | Takashi NAGASE Fluid Motorsport Development Ltd | Van Diemen 06 | 12 | 17:14.579 | 13.382 | 2.351 | 88.73 | 1:25.009 | 2 |
| 8 | 68 | C | Daniel MURRAY JTR | Ray GRS07 | 12 | 17:22.811 | 21.614 | 8.232 | 88.03 | 1:24.796 | 3 |
| 9 | 87 | C | Roger ORGEE Marque Cars | Ray GRS07 | 12 | 17:29.635 | 28.438 | 6.824 | 87.46 | 1:26.178 | 7 |
| 10 | 18 | C | Phillippe LAYAC Avenues Race Engineering | Ray GRS07 | 12 | 17:49.541 | 48.344 | 19.906 | 85.83 | 1:26.583 | 4 |
| 11 | 46 | C | Jamie JARDINE ACER Motorsport | Ray GRS07 | 12 | 17:51.170 | 49.973 | 1.629 | 85.70 | 1:26.281 | 4 |
| 12 | 20 | S | Matt DOBSON Team Sponsor A diamond.com | Van Diemen RF03 | 12 | 17:54.526 | 53.329 | 3.356 | 85.43 | 1:27.800 | 2 |
| NOT CLASSIFIED | | | | | | | | | | | |
| DNF | 56 | C | Steve ROBERTS Kevin Mills Racing | Van Diemen DP07 | 9 | 12:55.538 | 3 laps | 3 laps | 88.77 | 1:24.259 | 4 |
| DNF | 76 | C | Freddie HUNT JTR | Ray GRS07 | 4 | 5:48.483 | 8 laps | 5 laps | 87.81 | 1:24.989 | 4 |
| FASTEST LAP | | | | | | | | | | | |
| | 69 | C | Nick TANDY JTR | Ray GRS07 | 2 | 1:23.962 | | 91.11 mph | | 146.63 kph | |
| | 20 | S | Matt DOBSON Team Sponsor A diamond.com | Van Diemen RF03 | 2 | 1:27.800 | | 87.13 mph | | 140.22 kph | |

Car 68 - J13.3 false start / out of position. Penalised by 10 seconds, added to race time

Weather / Track : Bright / Dry

These results are provisional until the conclusion of any judicial and technical matters.

Croft
Circuit Length = 2.1250 miles
Start: 12:30 End: 12:48

| | |
|-------------------|--------------|
| Clerk of Course : | Timekeeper : |
|-------------------|--------------|

British Formula Ford Championship
RACE 3 - RESTARTED - LAP CHART

| Lap 1 | | | Lap 2 | | | Lap 3 | | | Lap 4 | | | Lap 5 | | |
|-------|--------|----------|-------|--------|----------|-------|--------|----------|-------|--------|----------|-------|--------|----------|
| No | Behind | Laptime | No | Behind | Laptime | No | Behind | Laptime | No | Behind | Laptime | No | Behind | Laptime |
| 10 | | 1:27.874 | 10 | | 1:24.438 | 10 | | 1:24.367 | 10 | | 1:24.386 | 10 | | 1:24.530 |
| 69 | 1.122 | 1:27.263 | 69 | 0.646 | 1:23.962 | 69 | 0.365 | 1:24.086 | 69 | 0.416 | 1:24.437 | 69 | 0.370 | 1:24.484 |
| 58 | 1.401 | 1:28.678 | 58 | 1.444 | 1:24.481 | 58 | 1.490 | 1:24.413 | 58 | 1.595 | 1:24.491 | 22 | 2.610 | 1:25.234 |
| 22 | 1.803 | 1:27.217 | 22 | 1.976 | 1:24.611 | 22 | 2.003 | 1:24.394 | 22 | 1.906 | 1:24.289 | 58 | 2.708 | 1:25.643 |
| 1 | 2.104 | 1:28.627 | 1 | 2.324 | 1:24.658 | 1 | 2.198 | 1:24.241 | 1 | 2.148 | 1:24.336 | 1 | 3.047 | 1:25.429 |
| 56 | 2.280 | 1:27.319 | 56 | 2.616 | 1:24.774 | 56 | 2.695 | 1:24.446 | 56 | 2.568 | 1:24.259 | 56 | 4.544 | 1:26.506 |
| 3 | 2.576 | 1:27.126 | 3 | 3.046 | 1:24.908 | 3 | 3.329 | 1:24.650 | 3 | 3.565 | 1:24.622 | 3 | 4.910 | 1:25.875 |
| 68 | 3.200 | 1:27.570 | 68 | 3.805 | 1:25.043 | 68 | 4.234 | 1:24.796 | 68 | 4.728 | 1:24.880 | 68 | 5.328 | 1:25.130 |
| 76 | 3.655 | 1:27.577 | 76 | 4.254 | 1:25.037 | 76 | 4.879 | 1:24.992 | 76 | 5.482 | 1:24.989 | 5 | 7.003 | 1:25.643 |
| 5 | 3.972 | 1:27.721 | 5 | 4.543 | 1:25.009 | 5 | 5.212 | 1:25.036 | 5 | 5.890 | 1:25.064 | 87 | 13.696 | 1:26.556 |
| 87 | 5.254 | 1:28.654 | 87 | 7.495 | 1:26.679 | 87 | 9.765 | 1:26.637 | 87 | 11.670 | 1:26.291 | 46 | 14.713 | 1:27.051 |
| 46 | 5.723 | 1:29.067 | 46 | 7.786 | 1:26.501 | 46 | 10.297 | 1:26.878 | 46 | 12.192 | 1:26.281 | 18 | 15.278 | 1:26.817 |
| 18 | 6.196 | 1:29.172 | 18 | 8.492 | 1:26.734 | 18 | 10.794 | 1:26.669 | 18 | 12.991 | 1:26.583 | 20 | 24.129 | 1:30.045 |
| 20 | 7.271 | 1:29.535 | 20 | 10.633 | 1:27.800 | 20 | 14.291 | 1:28.025 | 20 | 18.614 | 1:28.709 | | | |

British Formula Ford Championship
RACE 3 - RESTARTED - LAP CHART

| Lap 6 | | | Lap 7 | | | Lap 8 | | | Lap 9 | | | Lap 10 | | |
|-------|--------|----------|-------|--------|----------|-------|--------|----------|-------|--------|----------|--------|--------|----------|
| No | Behind | Laptime | No | Behind | Laptime | No | Behind | Laptime | No | Behind | Laptime | No | Behind | Laptime |
| 10 | | 1:24.732 | 10 | | 1:25.396 | 69 | | 1:25.347 | 69 | | 1:24.601 | 69 | | 1:24.435 |
| 69 | 0.341 | 1:24.703 | 69 | 0.114 | 1:25.169 | 10 | 0.555 | 1:26.016 | 10 | 0.399 | 1:24.445 | 10 | 0.482 | 1:24.518 |
| 22 | 2.932 | 1:25.054 | 22 | 2.234 | 1:24.698 | 22 | 1.691 | 1:24.918 | 22 | 1.466 | 1:24.376 | 22 | 1.683 | 1:24.652 |
| 58 | 3.439 | 1:25.463 | 1 | 3.402 | 1:25.019 | 1 | 2.659 | 1:24.718 | 1 | 2.690 | 1:24.632 | 1 | 2.844 | 1:24.589 |
| 1 | 3.779 | 1:25.464 | 58 | 3.462 | 1:25.419 | 58 | 3.357 | 1:25.356 | 58 | 3.609 | 1:24.853 | 58 | 4.568 | 1:25.394 |
| 56 | 5.452 | 1:25.640 | 56 | 5.920 | 1:25.864 | 56 | 6.286 | 1:25.827 | 56 | 7.817 | 1:26.132 | 3 | 9.369 | 1:25.735 |
| 3 | 5.544 | 1:25.366 | 68 | 6.929 | 1:26.561 | 3 | 7.023 | 1:25.430 | 3 | 8.069 | 1:25.647 | 68 | 10.699 | 1:26.419 |
| 68 | 5.764 | 1:25.168 | 3 | 7.054 | 1:26.906 | 68 | 7.888 | 1:26.420 | 68 | 8.715 | 1:25.428 | 5 | 11.291 | 1:26.044 |
| 5 | 8.114 | 1:25.843 | 5 | 8.909 | 1:26.191 | 5 | 8.866 | 1:25.418 | 5 | 9.682 | 1:25.417 | 87 | 22.512 | 1:27.088 |
| 87 | 15.680 | 1:26.716 | 87 | 16.462 | 1:26.178 | 87 | 17.870 | 1:26.869 | 87 | 19.859 | 1:26.590 | 18 | 29.424 | 1:28.247 |
| 46 | 18.136 | 1:28.155 | 46 | 19.839 | 1:27.099 | 46 | 21.849 | 1:27.471 | 18 | 25.612 | 1:27.886 | 46 | 39.964 | 1:38.247 |
| 18 | 18.653 | 1:28.107 | 18 | 20.329 | 1:27.072 | 18 | 22.327 | 1:27.459 | 46 | 26.152 | 1:28.904 | 20 | 44.331 | 1:29.953 |
| 20 | 28.683 | 1:29.286 | 20 | 31.497 | 1:28.210 | 20 | 34.514 | 1:28.478 | 20 | 38.813 | 1:28.900 | | | |

British Formula Ford Championship
RACE 3 - RESTARTED - LAP CHART

| Lap 11 | | | Lap 12 | | |
|--------|--------|----------|--------|--------|----------|
| No | Behind | Laptime | No | Behind | Laptime |
| 69 | | 1:24.522 | 69 | | 1:24.519 |
| 10 | 0.482 | 1:24.522 | 10 | 0.940 | 1:24.977 |
| 22 | 1.547 | 1:24.386 | 22 | 1.776 | 1:24.748 |
| 1 | 3.471 | 1:25.149 | 1 | 4.184 | 1:25.232 |
| 58 | 5.147 | 1:25.101 | 58 | 6.432 | 1:25.804 |
| 3 | 10.398 | 1:25.551 | 3 | 11.031 | 1:25.152 |
| 68 | 10.982 | 1:24.805 | 68 | 11.614 | 1:25.151 |
| 5 | 12.112 | 1:25.343 | 5 | 13.382 | 1:25.789 |
| 87 | 25.538 | 1:27.548 | 87 | 28.438 | 1:27.419 |
| 18 | 33.030 | 1:28.128 | 18 | 48.344 | 1:39.833 |
| 46 | 44.843 | 1:29.401 | 46 | 49.973 | 1:29.649 |
| 20 | 48.833 | 1:29.024 | 20 | 53.329 | 1:29.015 |

British Formula Ford Championship

RACE 3 - RESTARTED - SECTOR ANALYSIS

| | | | | | | | | | | | | | | | |
|-----------|------------------------|------------------|-------------------|------------------|-----------------------------------------|------------------|-----------------|-----|-------------------|------------------|-------------------|------------------|-------------------|------------------|----------|
| 1 | Marc MURRAY | | | | Jamun Racing Services | | | | | | | | | | |
| 1- | 28.483 | 125.4 | 35.594 | 108.8 | 24.550 | 105.5 | 1:28.627 | 7- | 26.208 | 127.3 | 34.658 | 108.9 | 24.153 | 105.4 | 1:25.019 |
| 2- | 26.163 | 126.1 | 34.512 | 108.8 | 23.983 | 107.2 | 1:24.658 | 8- | 25.912 | 125.0 | 34.710 | 106.9 | 24.096 | 106.2 | 1:24.718 |
| 3- | 25.722 | 128.6 | 34.590 | 107.9 | 23.929 | 107.5 | 1:24.241 | 9- | 25.917 | 124.7 | 34.608 | 106.9 | 24.107 | 106.5 | 1:24.632 |
| 4- | 25.839 | 127.6 | 34.429 | 109.3 | 24.068 | 107.7 | 1:24.336 | 10- | 25.981 | 124.5 | 34.507 | 107.2 | 24.101 | 106.9 | 1:24.589 |
| 5- | 25.860 | 128.6 | 35.014 | 108.6 | 24.555 | 106.4 | 1:25.429 | 11- | 25.906 | 125.0 | 34.845 | 105.8 | 24.398 | 106.5 | 1:25.149 |
| 6- | 26.084 | 127.1 | 34.919 | 108.6 | 24.461 | 105.7 | 1:25.464 | 12- | 26.042 | 124.7 | 34.926 | 107.2 | 24.264 | 106.2 | 1:25.232 |
| 3 | Sarah PLAYFAIR | | | | Jamun Racing Services | | | | | | | | | | |
| 1- | 27.808 | 127.3 | 35.218 | 107.4 | 24.100 | 107.2 | 1:27.126 | 7- | 27.242 | 127.6 | 34.793 | 108.4 | 24.871 | 107.5 | 1:26.906 |
| 2- | 25.977 | 128.8 | 34.907 | 107.5 | 24.024 | 107.2 | 1:24.908 | 8- | 26.374 | 125.0 | 34.945 | 107.0 | 24.111 | 105.8 | 1:25.430 |
| 3- | 25.867 | 126.9 | 34.723 | 107.0 | 24.060 | 107.5 | 1:24.650 | 9- | 25.901 | 126.1 | 35.468 | 107.2 | 24.278 | 107.0 | 1:25.647 |
| 4- | 25.852 | 126.6 | 34.704 | 107.4 | 24.066 | 106.5 | 1:24.622 | 10- | 26.425 | 123.4 | 35.164 | 107.2 | 24.146 | 106.2 | 1:25.735 |
| 5- | 25.804 | 126.6 | 35.491 | 108.2 | 24.580 | 107.2 | 1:25.875 | 11- | 26.328 | 123.1 | 35.193 | 106.9 | 24.030 | 106.0 | 1:25.551 |
| 6- | 25.773 | 128.1 | 35.287 | 108.9 | 24.306 | 106.9 | 1:25.366 | 12- | 26.138 | 123.8 | 34.872 | 107.7 | 24.142 | 105.0 | 1:25.152 |
| 5 | Takashi NAGASE | | | | Fluid Motorsport Development Ltd | | | | | | | | | | |
| 1- | 28.244 | 125.9 | 35.096 | 107.4 | 24.381 | 106.0 | 1:27.721 | 7- | 26.696 | 123.8 | 35.296 | 104.7 | 24.199 | 105.2 | 1:26.191 |
| 2- | 26.088 | 127.1 | 34.792 | 107.4 | 24.129 | 106.9 | 1:25.009 | 8- | 26.152 | 125.7 | 35.031 | 106.2 | 24.235 | 105.2 | 1:25.418 |
| 3- | 26.203 | 125.4 | 34.875 | 107.4 | 23.958 | 106.9 | 1:25.036 | 9- | 26.039 | 124.0 | 34.931 | 105.8 | 24.447 | 104.2 | 1:25.417 |
| 4- | 26.176 | 126.1 | 34.996 | 106.5 | 23.892 | 106.5 | 1:25.064 | 10- | 26.828 | 125.0 | 35.076 | 107.2 | 24.140 | 106.4 | 1:26.044 |
| 5- | 25.968 | 124.3 | 35.257 | 107.4 | 24.418 | 104.5 | 1:25.643 | 11- | 25.932 | 125.7 | 35.131 | 106.4 | 24.280 | 105.2 | 1:25.343 |
| 6- | 26.429 | 122.7 | 35.185 | 105.2 | 24.229 | 105.2 | 1:25.843 | 12- | 26.145 | 124.3 | 35.164 | 104.9 | 24.480 | 103.1 | 1:25.789 |
| 10 | James NASH | | | | Kevin Mills Racing | | | | | | | | | | |
| 1- | 29.329 | 123.6 | 34.749 | 106.7 | 23.796 | 105.5 | 1:27.874 | 7- | 25.886 | 127.6 | 35.181 | 107.0 | 24.329 | 105.5 | 1:25.396 |
| 2- | 25.884 | 124.5 | 34.669 | 106.5 | 23.885 | 105.2 | 1:24.438 | 8- | 26.389 | 125.9 | 35.527 | 106.4 | 24.100 | 106.4 | 1:26.016 |
| 3- | 25.886 | 124.5 | 34.512 | 106.2 | 23.969 | 105.5 | 1:24.367 | 9- | 25.847 | 127.1 | 34.591 | 107.9 | 24.007 | 106.4 | 1:24.445 |
| 4- | 25.909 | 125.9 | 34.488 | 107.4 | 23.989 | 105.2 | 1:24.386 | 10- | 25.790 | 127.3 | 34.743 | 107.0 | 23.985 | 106.4 | 1:24.518 |
| 5- | 25.828 | 126.1 | 34.596 | 107.5 | 24.106 | 105.7 | 1:24.530 | 11- | 25.832 | 127.1 | 34.641 | 106.4 | 24.049 | 106.9 | 1:24.522 |
| 6- | 25.796 | 124.7 | 34.898 | 106.9 | 24.038 | 105.4 | 1:24.732 | 12- | 25.921 | 126.4 | 34.857 | 105.8 | 24.199 | 104.9 | 1:24.977 |
| 18 | Phillippe LAYAC | | | | Avenues Race Engineering | | | | | | | | | | |
| 1- | 28.543 | 122.9 | 35.706 | 105.8 | 24.923 | 102.8 | 1:29.172 | 7- | 26.598 | 122.7 | 35.724 | 106.5 | 24.750 | 103.2 | 1:27.072 |
| 2- | 26.769 | 121.8 | 35.445 | 105.8 | 24.520 | 103.6 | 1:26.734 | 8- | 26.511 | 121.1 | 35.813 | 106.7 | 25.135 | 103.9 | 1:27.459 |
| 3- | 26.449 | 123.6 | 35.453 | 107.5 | 24.767 | 103.6 | 1:26.669 | 9- | 26.405 | 124.3 | 36.524 | 104.9 | 24.957 | 102.8 | 1:27.886 |
| 4- | 26.669 | 121.8 | 35.448 | 106.2 | 24.466 | 104.0 | 1:26.583 | 10- | 27.443 | 119.6 | 36.037 | 105.4 | 24.767 | 103.4 | 1:28.247 |
| 5- | 26.742 | 121.8 | 35.569 | 106.4 | 24.506 | 104.2 | 1:26.817 | 11- | 26.974 | 120.5 | 36.181 | 105.8 | 24.973 | 102.3 | 1:28.128 |
| 6- | 26.901 | 122.5 | 36.493 | 106.5 | 24.713 | 104.0 | 1:28.107 | 12- | 27.183 | 118.6 | 40.738 | 78.7 | 31.912 | 59.3 | 1:39.833 |
| 20 | Matt DOBSON | | | | Team Sponsor A diamond.com | | | | | | | | | | |
| 1- | 28.609 | 119.8 | 36.175 | 104.2 | 24.751 | 99.7 | 1:29.535 | 7- | 27.441 | 118.6 | 36.150 | 103.1 | 24.619 | 99.6 | 1:28.210 |
| 2- | 27.203 | 119.6 | 35.950 | 102.0 | 24.647 | 100.5 | 1:27.800 | 8- | 27.363 | 119.2 | 36.324 | 103.2 | 24.791 | 100.2 | 1:28.478 |
| 3- | 27.124 | 117.7 | 36.110 | 102.3 | 24.791 | 100.6 | 1:28.025 | 9- | 27.489 | 118.1 | 36.787 | 102.1 | 24.624 | 99.4 | 1:28.900 |
| 4- | 27.194 | 118.1 | 36.352 | 96.3 | 25.163 | 101.1 | 1:28.709 | 10- | 28.258 | 117.9 | 36.388 | 102.1 | 25.307 | 100.6 | 1:29.953 |
| 5- | 28.055 | 116.3 | 37.181 | 103.2 | 24.809 | 99.6 | 1:30.045 | 11- | 27.585 | 116.7 | 36.554 | 104.0 | 24.885 | 100.3 | 1:29.024 |
| 6- | 27.591 | 118.1 | 36.862 | 103.1 | 24.833 | 99.9 | 1:29.286 | 12- | 27.508 | 117.7 | 36.527 | 102.9 | 24.980 | 99.6 | 1:29.015 |
| 22 | Jay BRIDGER | | | | Fluid Motorsport Development | | | | | | | | | | |
| 1- | 28.011 | 126.9 | 35.237 | 108.6 | 23.969 | 106.9 | 1:27.217 | 7- | 25.970 | 125.0 | 34.568 | 107.7 | 24.160 | 105.2 | 1:24.698 |
| 2- | 25.917 | 127.3 | 34.563 | 108.2 | 24.131 | 106.5 | 1:24.611 | 8- | 25.995 | 125.4 | 34.625 | 106.9 | 24.298 | 105.5 | 1:24.918 |
| 3- | 25.817 | 127.1 | 34.466 | 108.4 | 24.111 | 106.0 | 1:24.394 | 9- | 25.809 | 125.9 | 34.367 | 107.2 | 24.200 | 105.7 | 1:24.376 |
| 4- | 25.729 | 126.6 | 34.375 | 107.4 | 24.185 | 106.9 | 1:24.289 | 10- | 25.906 | 125.2 | 34.476 | 107.9 | 24.270 | 105.7 | 1:24.652 |
| 5- | 25.920 | 125.2 | 34.920 | 108.4 | 24.394 | 105.4 | 1:25.234 | 11- | 25.728 | 125.9 | 34.481 | 107.4 | 24.177 | 106.2 | 1:24.386 |
| 6- | 26.161 | 125.0 | 34.764 | 107.5 | 24.129 | 105.5 | 1:25.054 | 12- | 25.872 | 125.4 | 34.586 | 106.7 | 24.290 | 105.4 | 1:24.748 |
| 46 | Jamie JARDINE | | | | ACER Motorsport | | | | | | | | | | |
| 1- | 28.649 | 124.5 | 35.836 | 103.6 | 24.582 | 106.0 | 1:29.067 | 7- | 26.816 | 121.6 | 35.828 | 106.5 | 24.455 | 105.2 | 1:27.099 |
| 2- | 26.496 | 124.5 | 35.455 | 106.9 | 24.550 | 107.0 | 1:26.501 | 8- | 26.623 | 122.0 | 36.054 | 105.2 | 24.794 | 105.0 | 1:27.471 |
| 3- | 26.653 | 124.5 | 35.637 | 107.2 | 24.588 | 105.7 | 1:26.878 | 9- | 26.604 | 122.0 | 37.241 | 101.1 | 25.059 | 105.2 | 1:28.904 |
| 4- | 26.323 | 124.7 | 35.430 | 107.4 | 24.528 | 106.0 | 1:26.281 | 10- | 27.772 | 122.2 | 35.760 | 106.9 | 34.715 | 104.0 | 1:38.247 |
| 5- | 26.551 | 123.1 | 35.895 | 105.4 | 24.605 | 105.5 | 1:27.051 | 11- | 27.303 | 120.7 | 37.066 | 106.0 | 25.032 | 103.6 | 1:29.401 |
| 6- | 27.369 | 122.5 | 36.313 | 106.2 | 24.473 | 104.4 | 1:28.155 | 12- | 27.112 | 121.4 | 37.000 | 104.7 | 25.537 | 103.6 | 1:29.649 |

Croft
Circuit Length = 2.1250 miles
Start: 12:30 End: 12:48

Weather / Track : Bright / Dry

British Formula Ford Championship

RACE 3 - RESTARTED - SECTOR ANALYSIS

| | | | | | | | | | | | | | | | |
|-----------|------------------------|--------------|---------------|--------------|---------------|-----------------------------------|-----------------|-----|---------------|--------------|---------------|--------------|---------------|--------------|-----------------|
| 56 | Steve ROBERTS | | | | | Kevin Mills Racing | | | | | | | | | |
| 1- | 27.924 | 127.8 | 35.297 | 108.1 | 24.098 | 106.5 | 1:27.319 | 6- | 26.032 | 125.0 | 35.223 | 106.9 | 24.385 | 104.9 | 1:25.640 |
| 2- | 26.171 | 127.6 | 34.656 | <i>108.2</i> | <i>23.947</i> | 107.2 | 1:24.774 | 7- | 26.669 | 122.7 | 34.860 | 106.2 | 24.335 | 104.7 | 1:25.864 |
| 3- | 25.710 | <i>129.6</i> | 34.583 | 107.7 | 24.153 | 106.7 | 1:24.446 | 8- | 26.219 | 123.1 | 35.153 | 106.0 | 24.455 | 103.6 | 1:25.827 |
| 4- | <i>25.705</i> | 128.6 | <i>34.467</i> | <i>108.2</i> | 24.087 | <i>107.4</i> | 1:24.259 | 9- | 26.450 | 121.4 | 35.425 | 105.4 | 24.257 | 103.9 | 1:26.132 |
| 5- | 25.819 | 128.6 | 36.334 | 106.0 | 24.353 | 106.2 | 1:26.506 | | | | | | | | |
| 58 | Linton STUTELEY | | | | | Getem Racing/thebigcoldturkey.com | | | | | | | | | |
| 1- | 29.168 | 124.5 | 34.807 | 107.0 | 24.703 | <i>106.5</i> | 1:28.678 | 7- | 26.320 | 125.7 | 34.728 | <i>107.7</i> | 24.371 | 105.2 | 1:25.419 |
| 2- | 26.047 | 126.9 | 34.423 | 107.5 | 24.011 | 106.0 | 1:24.481 | 8- | 26.300 | 125.9 | 34.703 | 107.4 | 24.353 | 105.7 | 1:25.356 |
| 3- | 26.012 | 125.4 | 34.539 | 107.0 | <i>23.862</i> | 106.2 | 1:24.413 | 9- | 25.968 | 125.2 | <i>34.401</i> | <i>107.7</i> | 24.484 | 105.2 | 1:24.853 |
| 4- | <i>25.823</i> | 125.0 | 34.479 | 106.7 | 24.189 | 106.0 | 1:24.491 | 10- | 26.121 | 124.3 | 34.739 | 107.2 | 24.534 | 104.9 | 1:25.394 |
| 5- | 26.085 | 125.9 | 34.836 | 107.5 | 24.722 | 104.7 | 1:25.643 | 11- | 26.048 | 124.5 | 34.818 | 107.5 | 24.235 | 105.7 | 1:25.101 |
| 6- | 26.338 | <i>128.3</i> | 34.848 | <i>107.7</i> | 24.277 | 105.7 | 1:25.463 | 12- | 26.045 | 124.3 | 35.045 | 106.9 | 24.714 | 101.7 | 1:25.804 |
| 68 | Daniel MURRAY | | | | | JTR | | | | | | | | | |
| 1- | 28.087 | 126.4 | 35.193 | 106.4 | 24.290 | 107.0 | 1:27.570 | 7- | 26.699 | 127.3 | 34.803 | 106.5 | 25.059 | 105.7 | 1:26.561 |
| 2- | 26.008 | <i>127.6</i> | 34.748 | <i>108.2</i> | 24.287 | 106.4 | 1:25.043 | 8- | 26.964 | 126.9 | 35.160 | 107.5 | 24.296 | 106.0 | 1:26.420 |
| 3- | 26.139 | 125.7 | 34.667 | 106.5 | <i>23.990</i> | 106.9 | 1:24.796 | 9- | 26.032 | 125.9 | 35.025 | 107.2 | 24.371 | 106.4 | 1:25.428 |
| 4- | 25.973 | 126.1 | <i>34.636</i> | 107.5 | 24.271 | 106.7 | 1:24.880 | 10- | 27.279 | 124.5 | 34.826 | 107.4 | 24.314 | 106.4 | 1:26.419 |
| 5- | 26.150 | 125.7 | 34.649 | <i>108.2</i> | 24.331 | 107.7 | 1:25.130 | 11- | 25.982 | 125.4 | 34.751 | 107.7 | 24.072 | 106.5 | 1:24.805 |
| 6- | <i>25.897</i> | 127.3 | 35.054 | 107.5 | 24.217 | <i>108.1</i> | 1:25.168 | 12- | 26.193 | 125.7 | 34.795 | 107.5 | 24.163 | 106.7 | 1:25.151 |
| 69 | Nick TANDY | | | | | JTR | | | | | | | | | |
| 1- | 28.325 | 127.1 | 34.647 | 108.6 | 24.291 | 105.5 | 1:27.263 | 7- | <i>25.620</i> | 125.4 | 35.306 | 107.5 | 24.243 | <i>106.9</i> | 1:25.169 |
| 2- | 25.951 | 125.2 | 34.318 | 107.5 | <i>23.693</i> | 106.2 | 1:23.962 | 8- | 26.387 | <i>128.6</i> | 34.922 | 107.4 | 24.038 | 104.9 | 1:25.347 |
| 3- | 25.739 | 126.9 | <i>34.246</i> | 107.9 | 24.101 | 106.0 | 1:24.086 | 9- | 26.004 | 124.3 | 34.554 | 107.7 | 24.043 | 105.0 | 1:24.601 |
| 4- | 25.772 | 127.3 | 34.457 | 108.6 | 24.208 | 106.0 | 1:24.437 | 10- | 25.809 | 124.7 | 34.561 | 107.5 | 24.065 | 104.9 | 1:24.435 |
| 5- | 25.679 | 127.6 | 34.466 | <i>108.9</i> | 24.339 | 106.5 | 1:24.484 | 11- | 25.916 | 125.4 | 34.397 | 107.5 | 24.209 | 105.5 | 1:24.522 |
| 6- | 25.707 | 127.6 | 34.802 | 107.7 | 24.194 | 105.8 | 1:24.703 | 12- | 25.932 | 125.0 | 34.548 | 106.5 | 24.039 | 104.9 | 1:24.519 |
| 76 | Freddie HUNT | | | | | JTR | | | | | | | | | |
| 1- | 27.855 | <i>128.7</i> | 35.356 | 107.2 | 24.366 | 105.8 | 1:27.577 | 3- | <i>25.907</i> | 127.3 | 34.690 | <i>107.7</i> | 24.395 | 105.7 | 1:24.992 |
| 2- | 25.975 | 127.3 | 35.049 | 106.5 | <i>24.013</i> | <i>106.4</i> | 1:25.037 | 4- | 25.985 | 126.1 | <i>34.660</i> | 107.5 | 24.344 | 106.0 | 1:24.989 |
| 87 | Roger ORGEE | | | | | Marque Cars | | | | | | | | | |
| 1- | 28.020 | <i>126.6</i> | 35.777 | 100.0 | 24.857 | 104.2 | 1:28.654 | 7- | 26.434 | 122.5 | 35.256 | 106.2 | <i>24.488</i> | 104.2 | 1:26.178 |
| 2- | <i>26.387</i> | 123.8 | 35.468 | 105.5 | 24.824 | 104.2 | 1:26.679 | 8- | 26.632 | 122.0 | 35.493 | <i>106.4</i> | 24.744 | 103.9 | 1:26.869 |
| 3- | 26.588 | 122.0 | 35.509 | 106.0 | 24.540 | 104.0 | 1:26.637 | 9- | 26.526 | 121.8 | 35.280 | 105.0 | 24.784 | <i>104.4</i> | 1:26.590 |
| 4- | 26.504 | 121.8 | 35.218 | <i>106.4</i> | 24.569 | <i>104.4</i> | 1:26.291 | 10- | 27.099 | 121.4 | <i>35.190</i> | 106.2 | 24.799 | <i>104.4</i> | 1:27.088 |
| 5- | 26.665 | 120.5 | 35.280 | <i>106.4</i> | 24.611 | 104.2 | 1:26.556 | 11- | 26.678 | 121.1 | 36.022 | 102.9 | 24.848 | <i>104.4</i> | 1:27.548 |
| 6- | 26.613 | 121.1 | 35.585 | 105.8 | 24.518 | 104.2 | 1:26.716 | 12- | 26.902 | 120.9 | 35.571 | <i>106.4</i> | 24.946 | 101.8 | 1:27.419 |

British Formula Ford Championship

RACE 3 - RESTARTED - BEST SECTOR TIMES

| SECTOR 1 | | | SECTOR 2 | | | SECTOR 3 | | | IDEAL / BEST COMPARISON | | | | | | |
|----------|----|----------|----------|----|----------|----------|----|----------|-------------------------|-----|----|-------------|----------|----------|-------|
| POS | NO | NAME | TIME | NO | NAME | TIME | NO | NAME | TIME | POS | NO | NAME | IDEAL | BEST | DIFF |
| 1 | 69 | TANDY | 25.620 | 69 | TANDY | 34.246 | 69 | TANDY | 23.693 | 1 | 69 | TANDY | 1:23.559 | 1:23.962 | 0.403 |
| 2 | 56 | ROBERTS | 25.705 | 22 | BRIDGER | 34.367 | 10 | NASH | 23.796 | 2 | 22 | BRIDGER | 1:24.064 | 1:24.289 | 0.225 |
| 3 | 1 | MURRAY | 25.722 | 58 | STUTELEY | 34.401 | 58 | STUTELEY | 23.862 | 3 | 10 | NASH | 1:24.074 | 1:24.367 | 0.293 |
| 4 | 22 | BRIDGER | 25.728 | 1 | MURRAY | 34.429 | 5 | NAGASE | 23.892 | 4 | 1 | MURRAY | 1:24.080 | 1:24.241 | 0.161 |
| 5 | 3 | PLAYFAIR | 25.773 | 56 | ROBERTS | 34.467 | 1 | MURRAY | 23.929 | 5 | 58 | STUTELEY | 1:24.086 | 1:24.413 | 0.327 |
| 6 | 10 | NASH | 25.790 | 10 | NASH | 34.488 | 56 | ROBERTS | 23.947 | 6 | 56 | ROBERTS | 1:24.119 | 1:24.259 | 0.140 |
| 7 | 58 | STUTELEY | 25.823 | 68 | MURRAY | 34.636 | 22 | BRIDGER | 23.969 | 7 | 3 | PLAYFAIR | 1:24.501 | 1:24.622 | 0.121 |
| 8 | 68 | MURRAY | 25.897 | 76 | HUNT | 34.660 | 68 | MURRAY | 23.990 | 8 | 68 | MURRAY | 1:24.523 | 1:24.796 | 0.273 |
| 9 | 76 | HUNT | 25.907 | 3 | PLAYFAIR | 34.704 | 76 | HUNT | 24.013 | 9 | 76 | HUNT | 1:24.580 | 1:24.989 | 0.409 |
| 10 | 5 | NAGASE | 25.932 | 5 | NAGASE | 34.792 | 3 | PLAYFAIR | 24.024 | 10 | 5 | NAGASE | 1:24.616 | 1:25.009 | 0.393 |
| 11 | 46 | JARDINE | 26.323 | 87 | ORGEE | 35.190 | 46 | JARDINE | 24.455 | 11 | 87 | ORGEE | 1:26.065 | 1:26.178 | 0.113 |
| 12 | 87 | ORGEE | 26.387 | 46 | JARDINE | 35.430 | 18 | LAYAC | 24.466 | 12 | 46 | JARDINE | 1:26.208 | 1:26.281 | 0.073 |
| 13 | 18 | LAYAC | 26.405 | 18 | LAYAC | 35.445 | 87 | ORGEE | 24.488 | 13 | 18 | LAYAC | 1:26.316 | 1:26.583 | 0.267 |
| 14 | 20 | DOBSON | 27.124 | 20 | DOBSON | 35.950 | 20 | DOBSON | 24.619 | 14 | 20 | DOBSON | 1:27.693 | 1:27.800 | 0.107 |
| | | | | | | | | | | | | Perfect Lap | | 1:23.559 | |

British Formula Ford Championship

RACE 3 - RESTARTED - SPEED TRAPS

| SECTOR 1 | | | | SECTOR 2 | | | FINISH LINE | | |
|----------|----|-----------------|-------|----------|-----------------|-------|-------------|-----------------|-------|
| POS | NO | NAME | MPH | NO | NAME | MPH | NO | NAME | MPH |
| 1 | 56 | Steve ROBERTS | 129.6 | 1 | Marc MURRAY | 109.3 | 68 | Daniel MURRAY | 108.1 |
| 2 | 3 | Sarah PLAYFAIR | 128.8 | 3 | Sarah PLAYFAIR | 108.9 | 1 | Marc MURRAY | 107.7 |
| 3 | 1 | Marc MURRAY | 128.6 | 69 | Nick TANDY | 108.9 | 3 | Sarah PLAYFAIR | 107.5 |
| 4 | 69 | Nick TANDY | 128.6 | 22 | Jay BRIDGER | 108.6 | 56 | Steve ROBERTS | 107.4 |
| 5 | 58 | Linton STUTELEY | 128.3 | 56 | Steve ROBERTS | 108.2 | 46 | Jamie JARDINE | 107.0 |
| 6 | 76 | Freddie HUNT | 128.1 | 68 | Daniel MURRAY | 108.2 | 5 | Takashi NAGASE | 106.9 |
| 7 | 10 | James NASH | 127.6 | 10 | James NASH | 107.9 | 10 | James NASH | 106.9 |
| 8 | 68 | Daniel MURRAY | 127.6 | 58 | Linton STUTELEY | 107.7 | 22 | Jay BRIDGER | 106.9 |
| 9 | 22 | Jay BRIDGER | 127.3 | 76 | Freddie HUNT | 107.7 | 69 | Nick TANDY | 106.9 |
| 10 | 5 | Takashi NAGASE | 127.1 | 18 | Phillippe LAYAC | 107.5 | 58 | Linton STUTELEY | 106.5 |
| 11 | 87 | Roger ORGEE | 126.6 | 5 | Takashi NAGASE | 107.4 | 76 | Freddie HUNT | 106.4 |
| 12 | 46 | Jamie JARDINE | 124.7 | 46 | Jamie JARDINE | 107.4 | 87 | Roger ORGEE | 104.4 |
| 13 | 18 | Phillippe LAYAC | 124.3 | 87 | Roger ORGEE | 106.4 | 18 | Phillippe LAYAC | 104.2 |
| 14 | 20 | Matt DOBSON | 119.8 | 20 | Matt DOBSON | 104.2 | 20 | Matt DOBSON | 101.1 |


Weather / Track : Bright / Dry

www.msttiming.com

Croft
Circuit Length = 2.1250 miles
Start: 12:30 End: 12:48

Printed - 12.49 Sunday, 09 September 2007

British Formula Ford Championship
RACE 9 - GRID - AMENDED

| | | |
|-------|--------------------------------------------------------------------------------------|----------------------|
| ROW 9 | 4 Callum MACLEOD | 11 David BROWN |
| ROW 8 | 16 Alex JONES | 76 Freddie HUNT |
| ROW 7 | 56 Steve ROBERTS | 20 Matt DOBSON |
| ROW 6 | 46 Jamie JARDINE | 18 Phillippe LAYAC |
| ROW 5 | 87 Roger ORGEE | 68 Daniel MURRAY |
| ROW 4 | 5 Takashi NAGASE | 3 Sarah PLAYFAIR |
| ROW 3 | 58 Linton STUTELEY | 1 Marc MURRAY |
| ROW 2 | 22 Jay BRIDGER | 10 James NASH |
| ROW 1 | 69 Nick TANDY | |
| | Pole | |
| |  | |

Croft
 Circuit Length = 2.1250 miles

Weather / Track : Cloudy / Dry

These results are provisional until the conclusion of any judicial and technical matters.

Clerk of Course :

Timekeeper :

British Formula Ford Championship

RACE 9 - CLASSIFICATION

| POS | NO | CL | DRIVER / TEAM | CAR | LAPS | TIME | GAP | DIFF | MPH | BEST | ON |
|----------------|----|----|-------------------------------------------------------------|-----------------|------|-----------|--------|-----------|-------|------------|----|
| 1 | 10 | C | James NASH Kevin Mills Racing | Van Diemen DP07 | 12 | 17:12.550 | | | 88.90 | 1:24.885 | 10 |
| 2 | 22 | C | Jay BRIDGER Fluid Motorsport Development | Mygale SJ07 | 12 | 17:12.921 | 0.371 | 0.371 | 88.87 | 1:24.711 | 10 |
| 3 | 4 | C | Callum MACLEOD Jamun Racing Services | Mygale SJ07 | 12 | 17:13.281 | 0.731 | 0.360 | 88.84 | 1:24.726 | 6 |
| 4 | 1 | C | Marc MURRAY Jamun Racing Services | Mygale SJ07 | 12 | 17:13.627 | 1.077 | 0.346 | 88.81 | 1:25.063 | 10 |
| 5 | 3 | C | Sarah PLAYFAIR Jamun Racing Services | Mygale SJ07 | 12 | 17:14.956 | 2.406 | 1.329 | 88.70 | 1:25.141 | 9 |
| 6 | 56 | C | Steve ROBERTS Kevin Mills Racing | Van Diemen DP07 | 12 | 17:15.515 | 2.965 | 0.559 | 88.65 | 1:25.022 | 9 |
| 7 | 11 | C | David BROWN Kevin Mills Racing | Van Diemen DP07 | 12 | 17:23.085 | 10.535 | 7.570 | 88.00 | 1:25.048 | 10 |
| 8 | 58 | C | Linton STUTELEY Getem Racing/thebigcoldturkey.com | Mygale 06 | 12 | 17:23.817 | 11.267 | 0.732 | 87.94 | 1:24.793 | 10 |
| 9 | 87 | C | Roger ORGEE Marque Cars | Ray GRS07 | 12 | 17:32.264 | 19.714 | 8.447 | 87.24 | 1:26.410 | 3 |
| 10 | 46 | C | Jamie JARDINE ACER Motorsport | Ray GRS07 | 12 | 17:33.514 | 20.964 | 1.250 | 87.13 | 1:26.177 | 9 |
| 11 | 18 | C | Phillippe LAYAC Avenues Race Engineering | Ray GRS07 | 12 | 17:34.190 | 21.640 | 0.676 | 87.08 | 1:26.428 | 9 |
| 12 | 16 | G | Alex JONES Myerscough College | Van Diemen RF03 | 12 | 17:53.580 | 41.030 | 19.390 | 85.50 | 1:27.914 | 9 |
| 13 | 20 | S | Matt DOBSON Team Sponsor A diamond.com | Van Diemen RF03 | 12 | 17:56.340 | 43.790 | 2.760 | 85.29 | 1:27.967 | 6 |
| NOT CLASSIFIED | | | | | | | | | | | |
| DNF | 69 | C | Nick TANDY JTR | Ray GRS07 | 9 | 12:55.875 | 3 laps | 3 laps | 88.73 | 1:24.427 | 9 |
| DNF | 5 | C | Takashi NAGASE Fluid Motorsport Development Ltd | Van Diemen 06 | 6 | 8:42.821 | 6 laps | 3 laps | 87.79 | 1:25.364 | 3 |
| DNF | 68 | C | Daniel MURRAY JTR | Ray GRS07 | 5 | 7:28.206 | 7 laps | 1 lap | 85.34 | 1:25.110 | 4 |
| DNF | 76 | C | Freddie HUNT JTR | Ray GRS07 | 4 | 5:53.888 | 8 laps | 1 lap | 86.46 | 1:25.235 | 3 |
| FASTEST LAP | | | | | | | | | | | |
| | 69 | C | Nick TANDY JTR | Ray GRS07 | 9 | 1:24.427 | | 90.61 mph | | 145.82 kph | |
| | 16 | G | Alex JONES Myerscough College | Van Diemen RF03 | 9 | 1:27.914 | | 87.01 mph | | 140.04 kph | |
| | 20 | S | Matt DOBSON Team Sponsor A diamond.com | Van Diemen RF03 | 6 | 1:27.967 | | 86.96 mph | | 139.95 kph | |

Weather / Track : Cloudy / Dry

These results are provisional until the conclusion of any judicial and technical matters.

Croft
Circuit Length = 2.1250 miles
Start: 17:20 End: 17:38

Clerk of Course :

Timekeeper :

British Formula Ford Championship

RACE 9 - LAP CHART

| Lap 1 | | | Lap 2 | | | Lap 3 | | | Lap 4 | | | Lap 5 | | |
|-------|--------|----------|-------|--------|----------|-------|--------|----------|-------|--------|----------|-------|--------|----------|
| No | Behind | Laptime | No | Behind | Laptime | No | Behind | Laptime | No | Behind | Laptime | No | Behind | Laptime |
| 10 | | 1:28.956 | 10 | | 1:25.974 | 10 | | 1:25.092 | 10 | | 1:26.121 | 58 | | 1:23.366 |
| 69 | 0.375 | 1:30.701 | 69 | 0.596 | 1:26.195 | 69 | 0.400 | 1:24.896 | 69 | 0.453 | 1:26.174 | 10 | 1.624 | 1:25.911 |
| 22 | 0.738 | 1:28.842 | 22 | 0.619 | 1:25.855 | 22 | 0.709 | 1:25.182 | 58 | 0.921 | 1:25.704 | 69 | 1.872 | 1:25.706 |
| 58 | 1.119 | 1:28.626 | 58 | 0.963 | 1:25.818 | 58 | 1.338 | 1:25.467 | 22 | 1.548 | 1:26.960 | 22 | 2.435 | 1:25.174 |
| 1 | 1.295 | 1:28.866 | 1 | 1.271 | 1:25.950 | 1 | 1.876 | 1:25.697 | 1 | 1.737 | 1:25.982 | 1 | 2.848 | 1:25.398 |
| 3 | 1.883 | 1:28.461 | 3 | 1.449 | 1:25.540 | 3 | 2.078 | 1:25.721 | 3 | 2.157 | 1:26.200 | 3 | 3.128 | 1:25.258 |
| 5 | 2.090 | 1:28.321 | 5 | 1.998 | 1:25.882 | 5 | 2.270 | 1:25.364 | 5 | 2.382 | 1:26.233 | 4 | 3.721 | 1:25.398 |
| 87 | 3.047 | 1:28.912 | 56 | 2.448 | 1:25.037 | 56 | 2.760 | 1:25.404 | 4 | 2.610 | 1:25.713 | 5 | 4.117 | 1:26.022 |
| 56 | 3.385 | 1:28.133 | 4 | 3.050 | 1:24.906 | 4 | 3.018 | 1:25.060 | 56 | 2.778 | 1:26.139 | 56 | 4.368 | 1:25.877 |
| 68 | 3.611 | 1:29.631 | 87 | 3.742 | 1:26.669 | 68 | 4.548 | 1:25.673 | 68 | 3.537 | 1:25.110 | 87 | 8.665 | 1:27.345 |
| 4 | 4.118 | 1:27.594 | 68 | 3.967 | 1:26.330 | 87 | 5.060 | 1:26.410 | 87 | 5.607 | 1:26.668 | 46 | 11.513 | 1:27.396 |
| 46 | 4.396 | 1:29.317 | 76 | 5.008 | 1:26.260 | 76 | 5.151 | 1:25.235 | 76 | 5.805 | 1:26.775 | 18 | 11.928 | 1:26.928 |
| 76 | 4.722 | 1:28.979 | 46 | 5.444 | 1:27.022 | 46 | 7.103 | 1:26.751 | 46 | 8.404 | 1:27.422 | 11 | 12.500 | 1:25.380 |
| 18 | 5.533 | 1:30.684 | 18 | 6.278 | 1:26.719 | 18 | 8.314 | 1:27.128 | 18 | 9.287 | 1:27.094 | 68 | 15.836 | 1:36.586 |
| 20 | 7.096 | 1:31.625 | 20 | 10.061 | 1:28.939 | 11 | 12.062 | 1:26.241 | 11 | 11.407 | 1:25.466 | 20 | 20.671 | 1:28.855 |
| 16 | 8.569 | 1:32.515 | 11 | 10.913 | 1:25.733 | 20 | 13.691 | 1:28.722 | 20 | 16.103 | 1:28.533 | 16 | 22.679 | 1:28.658 |
| 11 | 11.154 | 1:28.025 | 16 | 11.898 | 1:29.303 | 16 | 15.901 | 1:29.095 | 16 | 18.308 | 1:28.528 | | | |

British Formula Ford Championship

RACE 9 - LAP CHART

| Lap 6 | | | Lap 7 | | | Lap 8 | | | Lap 9 | | | Lap 10 | | |
|-------|--------|------------|-------|--------|----------|-------|--------|----------|-------|--------|----------|--------|--------|----------|
| No | Behind | Laptime | No | Behind | Laptime | No | Behind | Laptime | No | Behind | Laptime | No | Behind | Laptime |
| 10 | | 1:25.420 | 10 | | 1:25.872 | 10 | | 1:25.739 | 69 | | 1:24.427 | 10 | | 1:24.885 |
| 69 | 0.365 | 1:25.537 | 69 | 0.277 | 1:25.784 | 69 | 0.423 | 1:25.885 | 10 | 0.541 | 1:25.391 | 22 | 0.359 | 1:24.711 |
| 22 | 0.627 | 1:25.236 | 22 | 0.796 | 1:26.041 | 22 | 0.801 | 1:25.744 | 22 | 1.074 | 1:25.123 | 4 | 0.766 | 1:24.834 |
| 1 | 0.986 | 1:25.182 | 1 | 0.946 | 1:25.832 | 4 | 1.220 | 1:25.582 | 4 | 1.358 | 1:24.988 | 1 | 1.444 | 1:25.063 |
| 4 | 1.403 | 1:24.726 | 4 | 1.377 | 1:25.846 | 1 | 1.363 | 1:26.156 | 1 | 1.807 | 1:25.294 | 3 | 2.352 | 1:25.272 |
| 3 | 1.961 | 1:25.877 | 3 | 1.861 | 1:25.772 | 3 | 2.215 | 1:26.093 | 3 | 2.506 | 1:25.141 | 56 | 2.807 | 1:25.409 |
| 56 | 2.570 | 1:25.246 | 56 | 2.184 | 1:25.486 | 56 | 2.652 | 1:26.207 | 56 | 2.824 | 1:25.022 | 11 | 11.331 | 1:25.048 |
| 5 | 3.407 | 1:26.334 | 87 | 9.646 | 1:27.203 | 11 | 10.896 | 1:26.093 | 11 | 11.709 | 1:25.663 | 58 | 12.215 | 1:24.793 |
| 87 | 8.315 | 1:26.694 | 11 | 10.542 | 1:25.129 | 87 | 11.155 | 1:27.248 | 58 | 12.848 | 1:25.429 | 87 | 15.075 | 1:27.108 |
| 11 | 11.285 | 1:25.829 | 58 | 13.024 | 1:25.873 | 58 | 12.269 | 1:24.984 | 87 | 13.393 | 1:27.088 | 46 | 17.664 | 1:27.065 |
| 46 | 12.120 | 1:27.651 | 46 | 13.384 | 1:27.136 | 46 | 14.698 | 1:27.053 | 46 | 16.025 | 1:26.177 | 18 | 18.128 | 1:26.907 |
| 18 | 12.571 | 1:27.687 | 18 | 13.992 | 1:27.293 | 18 | 15.069 | 1:26.816 | 18 | 16.647 | 1:26.428 | 20 | 33.359 | 1:28.470 |
| 58 | 13.023 | 1:40.067 P | 20 | 24.300 | 1:28.578 | 20 | 26.836 | 1:28.275 | 20 | 30.315 | 1:28.329 | 16 | 34.163 | 1:27.988 |
| 20 | 21.594 | 1:27.967 | 16 | 25.944 | 1:28.061 | 16 | 28.537 | 1:28.332 | 16 | 31.601 | 1:27.914 | | | |
| 16 | 23.755 | 1:28.120 | | | | | | | | | | | | |

British Formula Ford Championship

RACE 9 - LAP CHART

| Lap 11 | | | Lap 12 | | |
|--------|--------|----------|--------|--------|----------|
| No | Behind | Laptime | No | Behind | Laptime |
| 10 | | 1:25.842 | 10 | | 1:25.407 |
| 22 | 0.395 | 1:25.878 | 22 | 0.371 | 1:25.383 |
| 4 | 0.680 | 1:25.756 | 4 | 0.731 | 1:25.458 |
| 1 | 0.940 | 1:25.338 | 1 | 1.077 | 1:25.544 |
| 3 | 2.147 | 1:25.637 | 3 | 2.406 | 1:25.666 |
| 56 | 2.587 | 1:25.622 | 56 | 2.965 | 1:25.785 |
| 11 | 10.802 | 1:25.313 | 11 | 10.535 | 1:25.140 |
| 58 | 11.511 | 1:25.138 | 58 | 11.267 | 1:25.163 |
| 87 | 16.909 | 1:27.676 | 87 | 19.714 | 1:28.212 |
| 46 | 19.250 | 1:27.428 | 46 | 20.964 | 1:27.121 |
| 18 | 20.097 | 1:27.811 | 18 | 21.640 | 1:26.950 |
| 16 | 37.064 | 1:28.743 | 16 | 41.030 | 1:29.373 |
| 20 | 40.188 | 1:32.671 | 20 | 43.790 | 1:29.009 |

British Formula Ford Championship

RACE 9 - SECTOR ANALYSIS

| | | | | | | | | | | | | | | | |
|-----------|--------------------------------------------------------|--------------|---------------|--------------|---------------|--------------|-----------------|-----|---------------|--------------|---------------|--------------|---------------|--------------|-----------------|
| 1 | Marc MURRAY Jamun Racing Services | | | | | | | | | | | | | | |
| 1- | 29.473 | 124.3 | 35.151 | 107.5 | <i>24.242</i> | 106.9 | 1:28.866 | 7- | 25.782 | 128.6 | 35.340 | 107.9 | 24.710 | 107.7 | 1:25.832 |
| 2- | 26.169 | 125.9 | 34.981 | 107.9 | 24.800 | 106.9 | 1:25.950 | 8- | 25.966 | 129.1 | 35.025 | 106.5 | 25.165 | <i>107.9</i> | 1:26.156 |
| 3- | 26.165 | 128.8 | 35.057 | 107.7 | 24.475 | 105.8 | 1:25.697 | 9- | 25.847 | 128.6 | 35.034 | 107.5 | 24.413 | 107.2 | 1:25.294 |
| 4- | 25.928 | 126.6 | 34.868 | 106.2 | 25.186 | 107.4 | 1:25.982 | 10- | 26.063 | 127.1 | 34.726 | 107.4 | 24.274 | 106.9 | 1:25.063 |
| 5- | 25.931 | 128.6 | 34.970 | <i>108.6</i> | 24.497 | 106.9 | 1:25.398 | 11- | 25.857 | 126.9 | <i>34.682</i> | 107.9 | 24.799 | 107.2 | 1:25.338 |
| 6- | <i>25.759</i> | 128.6 | 34.849 | 107.4 | 24.574 | 106.7 | 1:25.182 | 12- | 25.848 | <i>129.6</i> | 34.927 | 108.4 | 24.769 | 106.9 | 1:25.544 |
| 3 | Sarah PLAYFAIR Jamun Racing Services | | | | | | | | | | | | | | |
| 1- | 28.553 | 127.1 | 35.759 | 106.7 | <i>24.149</i> | 106.2 | 1:28.461 | 7- | 25.853 | 126.6 | 35.144 | 107.2 | 24.775 | 106.9 | 1:25.772 |
| 2- | 26.167 | 127.3 | <i>34.825</i> | 107.2 | 24.548 | <i>107.9</i> | 1:25.540 | 8- | 25.988 | 127.1 | 35.824 | 106.5 | 24.281 | 106.9 | 1:26.093 |
| 3- | 26.366 | 127.3 | 35.098 | 107.4 | 24.257 | 107.0 | 1:25.721 | 9- | 25.824 | 126.1 | 35.107 | 107.0 | 24.210 | 106.5 | 1:25.141 |
| 4- | 25.905 | <i>129.3</i> | 34.908 | 107.5 | 25.387 | 106.7 | 1:26.200 | 10- | 26.018 | 126.9 | 34.928 | 107.5 | 24.326 | 106.5 | 1:25.272 |
| 5- | 25.904 | 128.1 | 34.986 | <i>107.9</i> | 24.368 | 107.5 | 1:25.258 | 11- | 26.036 | 125.2 | 35.281 | 106.5 | 24.320 | 106.2 | 1:25.637 |
| 6- | <i>25.810</i> | 129.1 | 35.068 | 107.2 | 24.999 | 106.5 | 1:25.877 | 12- | 26.132 | 125.7 | 35.205 | 107.4 | 24.329 | 106.0 | 1:25.666 |
| 4 | Callum MACLEOD Jamun Racing Services | | | | | | | | | | | | | | |
| 1- | 27.539 | 129.8 | 35.866 | 107.2 | 24.189 | 105.8 | 1:27.594 | 7- | 25.522 | 129.8 | 35.417 | 108.4 | 24.907 | 106.2 | 1:25.846 |
| 2- | 25.572 | 129.1 | 35.366 | <i>108.8</i> | <i>23.968</i> | 106.0 | 1:24.906 | 8- | 25.704 | 131.1 | 35.035 | 106.4 | 24.843 | 106.4 | 1:25.582 |
| 3- | <i>25.513</i> | 129.6 | 35.421 | 106.4 | 24.126 | <i>107.0</i> | 1:25.060 | 9- | 25.707 | 126.6 | 34.765 | 107.7 | 24.516 | 106.9 | 1:24.988 |
| 4- | 25.613 | <i>131.8</i> | 35.084 | 107.9 | 25.016 | 106.4 | 1:25.713 | 10- | 25.835 | 127.8 | <i>34.668</i> | 105.8 | 24.331 | 106.0 | 1:24.834 |
| 5- | 26.164 | 128.6 | 34.853 | 108.4 | 24.381 | 106.4 | 1:25.398 | 11- | 26.047 | 126.6 | 34.782 | 107.4 | 24.927 | 105.5 | 1:25.756 |
| 6- | 25.520 | 128.1 | 34.908 | 108.1 | 24.298 | 106.5 | 1:24.726 | 12- | 25.886 | 128.8 | 34.860 | <i>108.8</i> | 24.712 | 103.4 | 1:25.458 |
| 5 | Takashi NAGASE Fluid Motorsport Development Ltd | | | | | | | | | | | | | | |
| 1- | 28.645 | 126.4 | 35.442 | <i>106.9</i> | <i>24.234</i> | <i>106.7</i> | 1:28.321 | 4- | 26.023 | 128.8 | <i>34.891</i> | 106.0 | 25.319 | 106.4 | 1:26.233 |
| 2- | 26.244 | 127.8 | 35.143 | 106.2 | 24.495 | 105.8 | 1:25.882 | 5- | 26.031 | 127.8 | 35.037 | 104.4 | 24.954 | 106.0 | 1:26.022 |
| 3- | 25.945 | <i>129.6</i> | 35.166 | 106.7 | 24.253 | <i>106.7</i> | 1:25.364 | 6- | <i>25.707</i> | 127.3 | 34.977 | 106.5 | 25.650 | 98.7 | 1:26.334 |
| 10 | James NASH Kevin Mills Racing | | | | | | | | | | | | | | |
| 1- | 29.840 | 123.8 | 34.965 | 104.7 | 24.151 | 105.2 | 1:28.956 | 7- | 25.956 | 125.4 | 35.586 | 105.5 | 24.330 | 105.4 | 1:25.872 |
| 2- | 26.013 | 125.0 | 35.357 | 106.4 | 24.604 | 105.4 | 1:25.974 | 8- | 25.884 | 125.4 | 35.413 | <i>108.2</i> | 24.442 | 105.7 | 1:25.739 |
| 3- | 25.942 | 124.7 | <i>34.849</i> | 106.9 | 24.301 | 107.4 | 1:25.092 | 9- | 25.879 | 123.8 | 35.398 | 107.7 | <i>24.114</i> | 106.4 | 1:25.391 |
| 4- | 26.034 | 125.2 | 35.776 | 104.5 | 24.311 | 105.7 | 1:26.121 | 10- | <i>25.783</i> | <i>126.9</i> | 34.893 | 106.9 | 24.209 | <i>107.7</i> | 1:24.885 |
| 5- | 25.796 | 124.3 | 35.608 | 106.2 | 24.507 | 105.4 | 1:25.911 | 11- | 25.978 | 125.9 | 35.263 | 106.0 | 24.601 | 106.0 | 1:25.842 |
| 6- | 25.803 | 126.4 | 35.271 | 106.9 | 24.346 | 106.5 | 1:25.420 | 12- | 25.818 | 126.4 | 35.124 | 107.2 | 24.465 | 104.2 | 1:25.407 |
| 11 | David BROWN Kevin Mills Racing | | | | | | | | | | | | | | |
| 1- | Out | 122.2 | 36.643 | 105.7 | <i>24.126</i> | 106.4 | 1:28.025 | 7- | 26.111 | 124.7 | 34.871 | 106.7 | 24.147 | 105.8 | 1:25.129 |
| 2- | 26.068 | 125.7 | 35.390 | 106.4 | 24.275 | <i>106.9</i> | 1:25.733 | 8- | 25.840 | 127.3 | 35.508 | <i>108.1</i> | 24.745 | 105.8 | 1:26.093 |
| 3- | 26.585 | 123.6 | 35.328 | 107.0 | 24.328 | 105.4 | 1:26.241 | 9- | 26.352 | 125.0 | 34.950 | 106.4 | 24.361 | 105.7 | 1:25.663 |
| 4- | 26.145 | 125.4 | 34.987 | 107.4 | 24.334 | 105.8 | 1:25.466 | 10- | 25.926 | 125.2 | 34.862 | 107.0 | 24.260 | 105.4 | 1:25.048 |
| 5- | 26.152 | 125.2 | <i>34.765</i> | 107.4 | 24.463 | 105.8 | 1:25.380 | 11- | <i>25.804</i> | 125.4 | 34.955 | 106.4 | 24.554 | 105.8 | 1:25.313 |
| 6- | 25.959 | <i>128.1</i> | 35.668 | 106.9 | 24.202 | 105.4 | 1:25.829 | 12- | 25.844 | 125.4 | 34.928 | 106.2 | 24.368 | 105.4 | 1:25.140 |
| 16 | Alex JONES Myerscough College | | | | | | | | | | | | | | |
| 1- | 29.922 | 118.1 | 37.177 | 101.4 | 25.416 | 98.5 | 1:32.515 | 7- | 27.026 | 119.0 | 36.052 | 102.5 | 24.983 | 98.8 | 1:28.061 |
| 2- | 27.396 | 117.9 | 36.620 | 100.9 | 25.287 | 98.3 | 1:29.303 | 8- | 27.067 | 118.8 | 36.215 | 102.9 | 25.050 | 99.3 | 1:28.332 |
| 3- | 27.384 | 117.7 | 36.637 | 100.9 | 25.074 | 98.5 | 1:29.095 | 9- | <i>26.938</i> | 119.2 | 36.045 | <i>103.2</i> | 24.931 | <i>100.3</i> | 1:27.914 |
| 4- | 27.240 | 117.7 | 36.412 | 101.8 | 24.876 | 99.3 | 1:28.528 | 10- | 26.978 | 119.8 | <i>35.958</i> | 102.8 | 25.052 | <i>100.3</i> | 1:27.988 |
| 5- | 27.222 | 117.7 | 36.428 | 100.0 | 25.008 | 99.4 | 1:28.658 | 11- | 26.960 | <i>120.3</i> | 36.391 | 101.5 | 25.392 | 99.0 | 1:28.743 |
| 6- | 27.104 | 118.4 | 36.222 | 102.5 | <i>24.794</i> | 99.0 | 1:28.120 | 12- | 27.306 | 118.4 | 36.744 | 101.7 | 25.323 | 98.4 | 1:29.373 |
| 18 | Phillippe LAYAC Avenues Race Engineering | | | | | | | | | | | | | | |
| 1- | 28.882 | <i>125.4</i> | 36.995 | 106.2 | 24.807 | 102.6 | 1:30.684 | 7- | 26.297 | 124.3 | 35.777 | 106.5 | 25.219 | 99.3 | 1:27.293 |
| 2- | 26.396 | 124.3 | 35.637 | 103.2 | 24.686 | 102.6 | 1:26.719 | 8- | 26.363 | 123.8 | 35.554 | 106.4 | 24.899 | <i>103.7</i> | 1:26.816 |
| 3- | 26.493 | 122.2 | 35.744 | 106.2 | 24.891 | 86.6 | 1:27.128 | 9- | 26.341 | 124.0 | 35.444 | 106.0 | 24.643 | 102.9 | 1:26.428 |
| 4- | 26.837 | 122.5 | 35.703 | 105.5 | <i>24.554</i> | 102.6 | 1:27.094 | 10- | <i>26.282</i> | 123.8 | 35.543 | <i>106.9</i> | 25.082 | 103.6 | 1:26.907 |
| 5- | 26.396 | 122.0 | 35.448 | 106.4 | 25.084 | 103.2 | 1:26.928 | 11- | 26.428 | 124.0 | 35.863 | 105.7 | 25.520 | 87.2 | 1:27.811 |
| 6- | 26.479 | 124.0 | 36.608 | 106.4 | 24.600 | 103.4 | 1:27.687 | 12- | 26.813 | 122.0 | <i>35.282</i> | 105.7 | 24.855 | 102.3 | 1:26.950 |
| 20 | Matt DOBSON Team Sponsor A diamond.com | | | | | | | | | | | | | | |
| 1- | 30.048 | 117.9 | 36.584 | 100.6 | 24.993 | 99.4 | 1:31.625 | 7- | 27.677 | 119.2 | <i>36.146</i> | 102.8 | 24.755 | 100.6 | 1:28.578 |

Croft
Circuit Length = 2.1250 miles
Start: 17:20 End: 17:38

Weather / Track : Cloudy / Dry

British Formula Ford Championship

RACE 9 - SECTOR ANALYSIS

| | | | | | | | | | | | | | | | |
|-----------|------------------------|--------------|-----------------------------------|--------------|---------------|--------------|-----------------|-----|---------------|--------------|---------------|--------------|---------------|--------------|-----------------|
| 2- | 27.375 | 117.1 | 36.566 | 101.2 | 24.998 | 99.0 | 1:28.939 | 8- | <i>27.050</i> | 119.2 | 36.337 | <i>105.0</i> | 24.888 | <i>101.1</i> | 1:28.275 |
| 3- | 27.588 | 116.9 | 36.469 | 103.1 | <i>24.665</i> | 99.1 | 1:28.722 | 9- | 27.262 | 119.2 | 36.224 | 102.9 | 24.843 | 99.6 | 1:28.329 |
| 4- | 27.416 | 118.1 | 36.423 | 101.7 | 24.694 | 99.7 | 1:28.533 | 10- | 27.258 | <i>119.8</i> | 36.317 | 101.4 | 24.895 | 99.9 | 1:28.470 |
| 5- | 27.481 | 117.7 | 36.318 | 100.3 | 25.056 | 100.2 | 1:28.855 | 11- | 27.208 | <i>119.8</i> | 40.246 | 100.5 | 25.217 | 99.3 | 1:32.671 |
| 6- | 27.085 | 119.6 | 36.180 | 102.5 | 24.702 | 99.0 | 1:27.967 | 12- | 27.533 | 118.4 | 36.595 | 103.9 | 24.881 | 99.7 | 1:29.009 |
| 22 | Jay BRIDGER | | Fluid Motorsport Development | | | | | | | | | | | | |
| 1- | 29.485 | 125.7 | 34.930 | 108.4 | 24.427 | 106.5 | 1:28.842 | 7- | 25.857 | 127.1 | 35.397 | 108.6 | 24.787 | 106.7 | 1:26.041 |
| 2- | 25.931 | 125.4 | 35.041 | 109.1 | 24.883 | 105.5 | 1:25.855 | 8- | 25.894 | 127.3 | 34.940 | 109.1 | 24.910 | 106.5 | 1:25.744 |
| 3- | 26.357 | <i>128.1</i> | <i>34.591</i> | 107.0 | <i>24.234</i> | 106.5 | 1:25.182 | 9- | <i>25.627</i> | 127.6 | 35.041 | 108.4 | 24.455 | 106.4 | 1:25.123 |
| 4- | 25.860 | <i>128.1</i> | 35.768 | 103.6 | 25.332 | 106.2 | 1:26.960 | 10- | 25.846 | 127.1 | 34.631 | 107.9 | 24.234 | 106.5 | 1:24.711 |
| 5- | 25.884 | 127.6 | 34.761 | <i>109.5</i> | 24.529 | 105.5 | 1:25.174 | 11- | 25.845 | 127.3 | 35.138 | 106.4 | 24.895 | 105.5 | 1:25.878 |
| 6- | 25.876 | 126.4 | 34.872 | 107.4 | 24.488 | <i>107.0</i> | 1:25.236 | 12- | 25.836 | 127.3 | 34.883 | 107.9 | 24.664 | 106.5 | 1:25.383 |
| 46 | Jamie JARDINE | | ACER Motorsport | | | | | | | | | | | | |
| 1- | 28.565 | 125.0 | 35.778 | 106.5 | 24.974 | 106.0 | 1:29.317 | 7- | 26.489 | 122.9 | 35.447 | 105.8 | 25.200 | <i>106.2</i> | 1:27.136 |
| 2- | <i>26.215</i> | <i>125.4</i> | 35.669 | 105.4 | 25.138 | 105.7 | 1:27.022 | 8- | 26.511 | 123.8 | 35.916 | 105.5 | 24.626 | 104.7 | 1:27.053 |
| 3- | 26.236 | 124.0 | 36.208 | 105.4 | <i>24.307</i> | 104.9 | 1:26.751 | 9- | 26.280 | 123.4 | <i>35.435</i> | 105.5 | 24.462 | 104.9 | 1:26.177 |
| 4- | 26.943 | 122.5 | 35.851 | 105.7 | 24.628 | 105.0 | 1:27.422 | 10- | 26.531 | 123.1 | 35.788 | 106.5 | 24.746 | 104.7 | 1:27.065 |
| 5- | 26.607 | 121.8 | 35.924 | 106.2 | 24.865 | 104.4 | 1:27.396 | 11- | 26.659 | 121.8 | 35.911 | 104.2 | 24.858 | 105.2 | 1:27.428 |
| 6- | 26.703 | 121.6 | 36.554 | <i>107.0</i> | 24.394 | 105.0 | 1:27.651 | 12- | 26.545 | 122.0 | 35.958 | 105.7 | 24.618 | 105.4 | 1:27.121 |
| 56 | Steve ROBERTS | | Kevin Mills Racing | | | | | | | | | | | | |
| 1- | 27.793 | 128.8 | 35.641 | 107.5 | 24.699 | 106.5 | 1:28.133 | 7- | <i>25.684</i> | 128.8 | 34.936 | <i>108.2</i> | 24.866 | <i>107.5</i> | 1:25.486 |
| 2- | 25.974 | 128.3 | 35.008 | 106.2 | <i>24.055</i> | 106.4 | 1:25.037 | 8- | 25.861 | 129.8 | 35.895 | 107.5 | 24.451 | 107.4 | 1:26.207 |
| 3- | 25.753 | 130.1 | 35.554 | 106.7 | 24.097 | 106.7 | 1:25.404 | 9- | 25.715 | 129.3 | 35.005 | 107.0 | 24.302 | 107.4 | 1:25.022 |
| 4- | 25.744 | <i>130.3</i> | 35.052 | 106.9 | 25.343 | 105.7 | 1:26.139 | 10- | 26.164 | 128.8 | <i>34.647</i> | 108.1 | 24.598 | 107.2 | 1:25.409 |
| 5- | 26.249 | 128.8 | 34.882 | 107.4 | 24.746 | 107.2 | 1:25.877 | 11- | 25.857 | 128.6 | 35.141 | 107.4 | 24.624 | 106.7 | 1:25.622 |
| 6- | 26.124 | 127.3 | 34.717 | 107.4 | 24.405 | 106.4 | 1:25.246 | 12- | 25.949 | 128.6 | 35.154 | 107.0 | 24.682 | 106.2 | 1:25.785 |
| 58 | Linton STUTELEY | | Getem Racing/thebigcoldturkey.com | | | | | | | | | | | | |
| 1- | 29.328 | 125.4 | 34.903 | 107.2 | 24.395 | 106.4 | 1:28.626 | 7- | 25.998 | <i>129.6</i> | 35.204 | 108.1 | 24.671 | 105.0 | 1:25.873 |
| 2- | 25.975 | 126.4 | 35.019 | 107.4 | 24.824 | 106.2 | 1:25.818 | 8- | 26.030 | 125.0 | 34.658 | 106.4 | 24.296 | 105.2 | 1:24.984 |
| 3- | 26.205 | 128.8 | 35.084 | 107.7 | <i>24.178</i> | <i>106.5</i> | 1:25.467 | 9- | 25.924 | 126.9 | 35.035 | <i>108.2</i> | 24.470 | 105.8 | 1:25.429 |
| 4- | 25.969 | 126.6 | 35.177 | 102.9 | 24.558 | <i>106.5</i> | 1:25.704 | 10- | <i>25.850</i> | 126.9 | 34.721 | 107.4 | 24.222 | 105.7 | 1:24.793 |
| 5- | 26.188 | 124.3 | 34.924 | <i>108.2</i> | In | | 1:23.366 P | 11- | 25.865 | 126.6 | <i>34.580</i> | 107.5 | 24.693 | 103.6 | 1:25.138 |
| 6- | Out | 124.3 | 34.710 | 107.7 | 24.418 | 105.7 | 1:40.067 | 12- | 25.914 | 126.9 | 34.631 | 107.7 | 24.618 | 100.6 | 1:25.163 |
| 68 | Daniel MURRAY | | JTR | | | | | | | | | | | | |
| 1- | 28.927 | 127.1 | 35.679 | 106.5 | 25.025 | 106.9 | 1:29.631 | 4- | 25.971 | 126.1 | <i>34.997</i> | 106.7 | <i>24.142</i> | 106.5 | 1:25.110 |
| 2- | 26.017 | 128.3 | 35.883 | <i>107.0</i> | 24.430 | <i>107.4</i> | 1:26.330 | 5- | <i>25.802</i> | <i>129.3</i> | 35.176 | 105.7 | In | | 1:36.586 P |
| 3- | 25.924 | <i>129.3</i> | 35.408 | 105.8 | 24.341 | 105.5 | 1:25.673 | | | | | | | | |
| 69 | Nick TANDY | | JTR | | | | | | | | | | | | |
| 1- | 31.419 | 125.7 | 34.920 | 106.5 | 24.362 | 105.5 | 1:30.701 | 6- | 25.666 | 124.3 | 35.347 | <i>107.5</i> | 24.524 | 105.8 | 1:25.537 |
| 2- | 25.677 | 125.7 | 35.446 | 107.0 | 25.072 | 105.2 | 1:26.195 | 7- | 25.629 | 127.6 | 35.692 | 107.0 | 24.463 | <i>106.2</i> | 1:25.784 |
| 3- | 25.929 | 127.6 | <i>34.444</i> | 107.2 | 24.523 | 105.7 | 1:24.896 | 8- | 25.666 | 128.3 | 35.550 | 107.0 | 24.669 | 105.5 | 1:25.885 |
| 4- | 25.720 | <i>129.1</i> | 36.264 | 101.2 | 24.190 | 106.0 | 1:26.174 | 9- | 25.480 | 126.4 | 34.927 | 105.7 | <i>24.020</i> | 104.9 | 1:24.427 |
| 5- | <i>25.426</i> | 126.1 | 35.619 | 106.5 | 24.661 | 106.0 | 1:25.706 | | | | | | | | |
| 76 | Freddie HUNT | | JTR | | | | | | | | | | | | |
| 1- | 28.190 | <i>128.6</i> | 36.520 | <i>106.9</i> | <i>24.269</i> | 106.5 | 1:28.979 | 3- | <i>25.669</i> | 127.3 | 35.198 | 106.0 | 24.368 | <i>107.0</i> | 1:25.235 |
| 2- | 26.691 | 127.1 | <i>35.005</i> | 105.5 | 24.564 | 105.4 | 1:26.260 | 4- | 26.677 | 127.6 | 35.369 | 104.4 | 24.729 | 106.4 | 1:26.775 |
| 87 | Roger ORGEE | | Marque Cars | | | | | | | | | | | | |
| 1- | 28.432 | <i>126.9</i> | 35.750 | 104.7 | 24.730 | 104.0 | 1:28.912 | 7- | 26.660 | 119.8 | 35.495 | 105.8 | 25.048 | 103.7 | 1:27.203 |
| 2- | 26.165 | 123.6 | 35.686 | 105.8 | 24.818 | 104.2 | 1:26.669 | 8- | 26.407 | 122.0 | 35.700 | 105.8 | 25.141 | <i>105.5</i> | 1:27.248 |
| 3- | <i>25.987</i> | 124.0 | 35.854 | 105.0 | <i>24.569</i> | 104.5 | 1:26.410 | 9- | 26.464 | 124.5 | 35.463 | 106.0 | 25.161 | 104.9 | 1:27.088 |
| 4- | 26.423 | 124.0 | <i>35.214</i> | 104.9 | 25.031 | 104.2 | 1:26.668 | 10- | 26.349 | 123.4 | 35.498 | 105.7 | 25.261 | 104.2 | 1:27.108 |
| 5- | 26.854 | 121.6 | 35.544 | 102.1 | 24.947 | 103.4 | 1:27.345 | 11- | 26.753 | 118.6 | 35.546 | 105.5 | 25.377 | 103.7 | 1:27.676 |
| 6- | 26.484 | 122.0 | 35.391 | <i>106.2</i> | 24.819 | 104.4 | 1:26.694 | 12- | 26.407 | 121.6 | 36.596 | 105.4 | 25.209 | 103.1 | 1:28.212 |

Croft
Circuit Length = 2.1250 miles
Start: 17:20 End: 17:38

Weather / Track : Cloudy / Dry

British Formula Ford Championship

RACE 9 - BEST SECTOR TIMES

| SECTOR 1 | | | SECTOR 2 | | | SECTOR 3 | | | IDEAL / BEST COMPARISON | | | | | | |
|----------|----|----------|----------|----|----------|----------|----|----------|-------------------------|-----|-------------|----------|----------|----------|-------|
| POS | NO | NAME | TIME | NO | NAME | TIME | NO | NAME | TIME | POS | NO | NAME | IDEAL | BEST | DIFF |
| 1 | 69 | TANDY | 25.426 | 69 | TANDY | 34.444 | 4 | MACLEOD | 23.968 | 1 | 69 | TANDY | 1:23.890 | 1:24.427 | 0.537 |
| 2 | 4 | MACLEOD | 25.513 | 58 | STUTELEY | 34.580 | 69 | TANDY | 24.020 | 2 | 4 | MACLEOD | 1:24.149 | 1:24.726 | 0.577 |
| 3 | 22 | BRIDGER | 25.627 | 22 | BRIDGER | 34.591 | 56 | ROBERTS | 24.055 | 3 | 56 | ROBERTS | 1:24.386 | 1:25.022 | 0.636 |
| 4 | 76 | HUNT | 25.669 | 56 | ROBERTS | 34.647 | 10 | NASH | 24.114 | 4 | 22 | BRIDGER | 1:24.452 | 1:24.711 | 0.259 |
| 5 | 56 | ROBERTS | 25.684 | 4 | MACLEOD | 34.668 | 11 | BROWN | 24.126 | 5 | 58 | STUTELEY | 1:24.608 | 1:24.793 | 0.185 |
| 6 | 5 | NAGASE | 25.707 | 1 | MURRAY | 34.682 | 68 | MURRAY | 24.142 | 6 | 1 | MURRAY | 1:24.683 | 1:25.063 | 0.380 |
| 7 | 1 | MURRAY | 25.759 | 11 | BROWN | 34.765 | 3 | PLAYFAIR | 24.149 | 7 | 11 | BROWN | 1:24.695 | 1:25.048 | 0.353 |
| 8 | 10 | NASH | 25.783 | 3 | PLAYFAIR | 34.825 | 58 | STUTELEY | 24.178 | 8 | 10 | NASH | 1:24.746 | 1:24.885 | 0.139 |
| 9 | 68 | MURRAY | 25.802 | 10 | NASH | 34.849 | 5 | NAGASE | 24.234 | 9 | 3 | PLAYFAIR | 1:24.784 | 1:25.141 | 0.357 |
| 10 | 11 | BROWN | 25.804 | 5 | NAGASE | 34.891 | 22 | BRIDGER | 24.234 | 10 | 5 | NAGASE | 1:24.832 | 1:25.364 | 0.532 |
| 11 | 3 | PLAYFAIR | 25.810 | 68 | MURRAY | 34.997 | 1 | MURRAY | 24.242 | 11 | 68 | MURRAY | 1:24.941 | 1:25.110 | 0.169 |
| 12 | 58 | STUTELEY | 25.850 | 76 | HUNT | 35.005 | 76 | HUNT | 24.269 | 12 | 76 | HUNT | 1:24.943 | 1:25.235 | 0.292 |
| 13 | 87 | ORGEE | 25.987 | 87 | ORGEE | 35.214 | 46 | JARDINE | 24.307 | 13 | 87 | ORGEE | 1:25.770 | 1:26.410 | 0.640 |
| 14 | 46 | JARDINE | 26.215 | 18 | LAYAC | 35.282 | 18 | LAYAC | 24.554 | 14 | 46 | JARDINE | 1:25.957 | 1:26.177 | 0.220 |
| 15 | 18 | LAYAC | 26.282 | 46 | JARDINE | 35.435 | 87 | ORGEE | 24.569 | 15 | 18 | LAYAC | 1:26.118 | 1:26.428 | 0.310 |
| 16 | 16 | JONES | 26.938 | 16 | JONES | 35.958 | 20 | DOBSON | 24.665 | 16 | 16 | JONES | 1:27.690 | 1:27.914 | 0.224 |
| 17 | 20 | DOBSON | 27.050 | 20 | DOBSON | 36.146 | 16 | JONES | 24.794 | 17 | 20 | DOBSON | 1:27.861 | 1:27.967 | 0.106 |
| | | | | | | | | | | | Perfect Lap | | 1:23.838 | | |

British Formula Ford Championship

RACE 9 - SPEED TRAPS

| SECTOR 1 | | | | SECTOR 2 | | | FINISH LINE | | |
|----------|----|-----------------|-------|----------|-----------------|-------|-------------|-----------------|-------|
| POS | NO | NAME | MPH | NO | NAME | MPH | NO | NAME | MPH |
| 1 | 4 | Callum MACLEOD | 131.8 | 22 | Jay BRIDGER | 109.5 | 1 | Marc MURRAY | 107.9 |
| 2 | 56 | Steve ROBERTS | 130.3 | 4 | Callum MACLEOD | 108.8 | 3 | Sarah PLAYFAIR | 107.9 |
| 3 | 1 | Marc MURRAY | 129.6 | 1 | Marc MURRAY | 108.6 | 10 | James NASH | 107.7 |
| 4 | 5 | Takashi NAGASE | 129.6 | 10 | James NASH | 108.2 | 56 | Steve ROBERTS | 107.5 |
| 5 | 58 | Linton STUTELEY | 129.6 | 56 | Steve ROBERTS | 108.2 | 68 | Daniel MURRAY | 107.4 |
| 6 | 3 | Sarah PLAYFAIR | 129.3 | 58 | Linton STUTELEY | 108.2 | 4 | Callum MACLEOD | 107.0 |
| 7 | 68 | Daniel MURRAY | 129.3 | 11 | David BROWN | 108.1 | 22 | Jay BRIDGER | 107.0 |
| 8 | 69 | Nick TANDY | 129.1 | 3 | Sarah PLAYFAIR | 107.9 | 76 | Freddie HUNT | 107.0 |
| 9 | 76 | Freddie HUNT | 128.6 | 69 | Nick TANDY | 107.5 | 11 | David BROWN | 106.9 |
| 10 | 11 | David BROWN | 128.1 | 46 | Jamie JARDINE | 107.0 | 5 | Takashi NAGASE | 106.7 |
| 11 | 22 | Jay BRIDGER | 128.1 | 68 | Daniel MURRAY | 107.0 | 58 | Linton STUTELEY | 106.5 |
| 12 | 10 | James NASH | 126.9 | 5 | Takashi NAGASE | 106.9 | 46 | Jamie JARDINE | 106.2 |
| 13 | 87 | Roger ORGEE | 126.9 | 18 | Phillippe LAYAC | 106.9 | 69 | Nick TANDY | 106.2 |
| 14 | 18 | Phillippe LAYAC | 125.4 | 76 | Freddie HUNT | 106.9 | 87 | Roger ORGEE | 105.5 |
| 15 | 46 | Jamie JARDINE | 125.4 | 87 | Roger ORGEE | 106.2 | 18 | Phillippe LAYAC | 103.7 |
| 16 | 16 | Alex JONES | 120.3 | 20 | Matt DOBSON | 105.0 | 20 | Matt DOBSON | 101.1 |
| 17 | 20 | Matt DOBSON | 119.8 | 16 | Alex JONES | 103.2 | 16 | Alex JONES | 100.3 |

Weather / Track : Cloudy / Dry

www.msttiming.com

Croft
Circuit Length = 2.1250 miles
Start: 17:20 End: 17:38

Printed - 17.42 Sunday, 09 September 2007