



# BRITISH FORMULA FORD

Thruxton Circuit

25th & 26th August 2007



Results Provided by MST Sports Timing Ltd  
[www.msttiming.com](http://www.msttiming.com)

# British Formula Ford Championship

## QUALIFYING - RACE 2 - CLASSIFICATION

POS	NO	CL	DRIVER / TEAM	CAR	TIME	ON	LAPS	GAP	DIFF	MPH
1	4	C	<b>Callum MACLEOD</b> Jamun Racing Services	Mygale SJ07	<b>1:15.930</b>	2	9			111.70
2	58	C	<b>Linton STUTELEY</b> Getem Racing/thebigcoldturkey.com	Mygale 06	<b>1:16.102</b>	3	9	<b>0.172</b>	0.172	111.44
3	69	C	<b>Nick TANDY</b> JTR	Ray GRS07	<b>1:16.263</b>	4	12	<b>0.161</b>	0.333	111.21
4	10	C	<b>James NASH</b> Kevin Mills Racing	Van Diemen DP07	<b>1:16.270</b>	3	11	<b>0.007</b>	0.340	111.20
5	56	C	<b>Steve ROBERTS</b> Kevin Mills Racing	Van Diemen DP07	<b>1:16.679</b>	2	6	<b>0.409</b>	0.749	110.61
6	22	C	<b>Jay BRIDGER</b> Fluid Motorsport Development	Mygale SJ07	<b>1:16.790</b>	4	12	<b>0.111</b>	0.860	110.45
7	7	C	<b>Marcus WELLER</b> Fluid Motorsport Development	Van Diemen 06	<b>1:16.873</b>	3	14	<b>0.083</b>	0.943	110.33
8	1	C	<b>Marc MURRAY</b> Jamun Racing Services	Van Diemen 06	<b>1:17.302</b>	3	9	<b>0.429</b>	1.372	109.71
9	11	C	<b>David BROWN</b> Kevin Mills Racing	Van Diemen DP07	<b>1:17.752</b>	3	10	<b>0.450</b>	1.822	109.08
10	5	C	<b>Takashi NAGASE</b> Fluid Motorsport Development Ltd	Van Diemen 06	<b>1:17.780</b>	3	11	<b>0.028</b>	1.850	109.04
11	42	C	<b>Adrian CAMPFIELD</b> Celre Racing	Mygale 06	<b>1:17.872</b>	4	13	<b>0.092</b>	1.942	108.91
12	3	C	<b>Sarah PLAYFAIR</b> Jamun Racing Services	Mygale SJ07	<b>1:18.062</b>	5	9	<b>0.190</b>	2.132	108.65
13	87	C	<b>Roger ORGEE</b> Marque Cars	Ray GRS07	<b>1:18.379</b>	4	13	<b>0.317</b>	2.449	108.21
14	76	C	<b>Freddie HUNT</b> JTR	Ray GRS07	<b>1:18.437</b>	4	11	<b>0.058</b>	2.507	108.13
15	46	C	<b>Jamie JARDINE</b> ACER Motorsport	Ray GRS07	<b>1:18.498</b>	2	5	<b>0.061</b>	2.568	108.04
16	18	C	<b>Phillippe LAYAC</b> Avenues Race Engineering	Ray GRS07	<b>1:18.721</b>	3	13	<b>0.223</b>	2.791	107.74
17	75	G	<b>Elliott MASON</b> JTR	Ray GRS07	<b>1:19.593</b>	6	9	<b>0.872</b>	3.663	106.56
18	90	S	<b>Kouroush KHANI</b> GW Racing	Van Diemen RF98	<b>1:22.108</b>	9	13	<b>2.515</b>	6.178	103.29
19	96	C	<b>Jason DOWN</b> Getem Racing	Getem 06	<b>1:22.444</b>	10	13	<b>0.336</b>	6.514	102.87

Weather / Track : Bright / Dry

These results are provisional until the conclusion of any judicial and technical matters.

Thruxton  
Circuit Length = 2.3560 miles  
Start: 11:59 End: 12:24

Clerk of Course :

Timekeeper :

**British Formula Ford Championship**  
**QUALIFYING - RACE 2 - SECTOR ANALYSIS**

<b>1</b>	<b>Marc MURRAY</b> Jamun Racing Services										
1-	Out	130.8	31.187	<b>105.4</b>	1:39.352	6-	47.615	125.7	4:24.139	1:19.362P	
2-	<b>46.282</b>	<b>133.2</b>	31.202	105.0	1:17.484	7-	50.424	130.1	30.770	104.5	5:13.586
3-	46.759	131.8	<b>30.543</b>	<b>105.4</b>	<b>1:17.302</b>	8-	47.021	132.1	30.605	105.2	1:17.626
4-	47.163	130.8	30.709	105.0	1:17.872	9-	47.186	130.6	In		1:20.404P
5-	47.003	131.8	30.829	104.5	1:17.832						
<b>3</b>	<b>Sarah PLAYFAIR</b> Jamun Racing Services										
1-	Out	124.0	32.837	104.0	1:42.281	6-	47.396	131.3	31.111	104.9	1:18.507
2-	47.349	131.8	33.380	102.3	1:20.729	7-	1:03.804	87.0	4:28.833		1:47.168P
3-	47.092	132.4	31.052	105.0	1:18.144	8-	57.291	131.6	31.238	104.0	5:13.998
4-	47.522	132.1	<b>30.593</b>	<b>105.4</b>	1:18.115	9-	1:11.402	79.9	In		1:53.456P
5-	<b>47.009</b>	<b>134.8</b>	31.053	103.9	<b>1:18.062</b>						
<b>4</b>	<b>Callum MACLEOD</b> Jamun Racing Services										
1-	Out	131.6	32.091	105.2	1:23.146	6-	46.456	<b>133.9</b>	8:06.578		1:23.906P
2-	<b>46.134</b>	133.7	<b>29.796</b>	105.2	<b>1:15.930</b>	7-	57.918	115.1	34.165	105.0	9:01.211
3-	46.434	130.1	32.174	105.8	1:18.608	8-	48.008	133.7	31.017	<b>106.2</b>	1:19.025
4-	46.470	133.2	30.057	105.4	1:16.527	9-	46.417	<b>133.9</b>	In		1:17.310P
5-	46.302	132.9	29.993	105.0	1:16.295						
<b>5</b>	<b>Takashi NAGASE</b> Fluid Motorsport Development Ltd										
1-	Out	<b>132.1</b>	30.615	104.4	1:20.445	7-	48.238	126.9	31.267	<b>105.2</b>	1:19.505
2-	<b>47.016</b>	130.8	30.775	103.2	1:17.791	8-	47.292	130.8	30.685	104.0	1:17.977
3-	47.245	130.6	<b>30.535</b>	104.7	<b>1:17.780</b>	9-	47.659	128.1	In		1:28.350P
4-	47.210	131.1	31.213	98.0	1:18.423	10-	Out	129.8	30.929	104.2	2:05.630
5-	48.054	127.8	In		1:18.921P	11-	47.886	131.6	30.876	103.7	1:18.762
6-	Out	72.9	43.770	101.1	6:44.289						
<b>7</b>	<b>Marcus WELLER</b> Fluid Motorsport Development										
1-	Out	121.8	31.547	103.1	1:21.594	8-	48.645	116.5	32.962	104.7	1:21.607
2-	46.836	130.8	30.259	104.4	1:17.095	9-	48.228	112.8	In		1:17.393P
3-	<b>46.699</b>	<b>131.8</b>	<b>30.174</b>	104.0	<b>1:16.873</b>	10-	Out	127.3	31.029	102.5	3:19.328
4-	47.075	130.1	30.938	101.8	1:18.013	11-	47.407	130.1	30.883	103.4	1:18.290
5-	47.347	131.1	31.902	<b>104.9</b>	1:19.249	12-	47.860	126.4	30.908	103.4	1:18.768
6-	47.317	130.6	30.868	103.1	1:18.185	13-	47.649	128.8	30.957	102.5	1:18.606
7-	47.569	130.3	30.844	103.6	1:18.413	14-	56.351	113.7	In		1:33.215P
<b>10</b>	<b>James NASH</b> Kevin Mills Racing										
1-	Out	125.7	32.140	<b>106.0</b>	1:23.227	7-	Out	112.0	33.173	104.7	7:16.173
2-	46.836	131.8	29.950	105.5	1:16.786	8-	59.054	114.5	36.711	105.2	1:35.765
3-	<b>46.476</b>	<b>132.4</b>	<b>29.794</b>	105.8	<b>1:16.270</b>	9-	46.868	132.1	30.059	104.4	1:16.927
4-	47.012	<b>132.4</b>	29.884	105.7	1:16.896	10-	47.155	<b>132.4</b>	30.169	105.8	1:17.324
5-	46.728	131.3	30.087	105.4	1:16.815	11-	1:00.564	86.9	In		1:40.928P
6-	1:02.929	102.9	In		1:37.801P						
<b>11</b>	<b>David BROWN</b> Kevin Mills Racing										
1-	Out	126.1	32.622	<b>105.5</b>	1:25.100	6-	56.200	96.7	In		1:31.132P
2-	<b>47.008</b>	130.3	30.762	104.7	1:17.770	7-	Out	129.8	31.400	103.2	5:19.832
3-	47.053	131.8	<b>30.699</b>	104.7	<b>1:17.752</b>	8-	47.404	130.6	30.780	104.0	1:18.184
4-	48.704	116.9	31.074	104.5	1:19.778	9-	47.208	130.8	31.067	103.7	1:18.275
5-	47.133	<b>133.9</b>	31.124	104.7	1:18.257	10-	54.716	111.3	In		1:30.516P
<b>18</b>	<b>Phillippe LAYAC</b> Avenues Race Engineering										
1-	Out	130.6	32.258	103.2	1:22.400	8-	1:08.906	66.6	40.885	101.4	1:49.791
2-	47.864	130.8	31.631	100.5	1:19.495	9-	48.237	128.8	In		1:18.876P
3-	<b>47.479</b>	<b>131.1</b>	31.242	103.6	<b>1:18.721</b>	10-	Out	129.8	32.995	102.0	4:04.488
4-	47.969	129.3	31.471	101.2	1:19.440	11-	49.970	130.8	31.509	<b>104.4</b>	1:21.479
5-	47.875	129.1	32.000	102.8	1:19.875	12-	48.231	129.3	<b>31.095</b>	103.4	1:19.326
6-	48.736	129.3	32.004	100.2	1:20.740	13-	49.112	128.8	32.044	101.4	1:21.156
7-	48.712	128.8	31.610	102.9	1:20.322						

Thruxton  
Circuit Length = 2.3560 miles  
Start: 11:59 End: 12:24

Weather / Track : Bright / Dry

# British Formula Ford Championship

## QUALIFYING - RACE 2 - SECTOR ANALYSIS

<b>22</b>	<b>Jay BRIDGER</b>		Fluid Motorsport Development								
1-	Out	131.3	32.436	103.6	1:22.266	7-	Out	72.1	43.318	103.2	5:23.291
2-	46.800	130.1	<b>30.219</b>	103.6	1:17.019	8-	47.119	131.3	30.613	103.1	1:17.732
3-	46.498	<b>131.6</b>	30.380	103.2	1:16.878	9-	47.183	130.6	30.599	102.9	1:17.782
4-	<b>46.425</b>	<b>131.6</b>	30.365	102.9	<b>1:16.790</b>	10-	48.270	102.9	32.581	103.6	1:20.851
5-	47.014	130.8	32.398	<b>105.5</b>	1:19.412	11-	47.404	128.8	30.858	103.7	1:18.262
6-	47.093	130.8	In		1:18.224P	12-	46.956	130.8	30.636	103.7	1:17.592
<b>42</b>	<b>Adrian CAMPFIELD</b>		Celre Racing								
1-	Out	128.3	31.251	<b>105.7</b>	1:37.367	8-	50.857	63.4	In		1:33.163P
2-	<b>46.745</b>	132.1	32.278	103.6	1:19.023	9-	Out	131.1	30.964	104.9	2:59.262
3-	47.564	129.6	31.159	105.2	1:18.723	10-	47.200	131.3	33.542	94.7	1:20.742
4-	46.940	<b>133.9</b>	<b>30.932</b>	<b>105.7</b>	<b>1:17.872</b>	11-	1:02.424	131.1	32.611	104.4	1:35.035
5-	59.978	91.4	44.669	80.7	1:44.647	12-	47.333	131.6	30.978	105.4	1:18.311
6-	59.737	131.1	31.196	104.4	1:30.933	13-	47.523	130.1	41.589	104.0	1:29.112
7-	47.446	130.3	31.616	104.4	1:19.062						
<b>46</b>	<b>Jamie JARDINE</b>		ACER Motorsport								
1-	Out	121.1	34.301	<b>104.7</b>	1:25.988	4-	47.645	128.3	31.133	104.4	1:18.778
2-	<b>47.514</b>	<b>129.8</b>	<b>30.984</b>	102.9	<b>1:18.498</b>	5-	48.858	127.3	In		1:21.092P
3-	47.788	128.3	31.129	103.9	1:18.917						
<b>56</b>	<b>Steve ROBERTS</b>		Kevin Mills Racing								
1-	Out	128.3	31.411	104.4	1:21.729	4-	46.711	<b>132.9</b>	<b>30.098</b>	104.2	1:16.809
2-	<b>46.310</b>	132.1	30.369	<b>104.5</b>	<b>1:16.679</b>	5-	46.799	131.6	30.485	104.0	1:17.284
3-	46.590	131.1	30.419	104.0	1:17.009	6-	55.689	92.1	In		1:31.946P
<b>58</b>	<b>Linton STUTELEY</b>		Getem Racing/thebigcoldturkey.com								
1-	Out	100.3	36.558	103.4	1:42.327	6-	58.319	108.6	33.885	103.7	9:08.276
2-	46.410	133.2	<b>29.884</b>	104.0	1:16.294	7-	48.320	131.6	31.919	<b>104.9</b>	1:20.239
3-	<b>46.197</b>	134.5	29.905	104.4	<b>1:16.102</b>	8-	46.400	<b>135.6</b>	30.211	104.5	1:16.611
4-	46.503	133.9	30.083	104.5	1:16.586	9-	55.199	119.8	In		1:28.132P
5-	51.487	110.4	8:09.334		1:24.749P						
<b>69</b>	<b>Nick TANDY</b>		JTR								
1-	Out	127.1	33.042	104.4	1:23.720	7-	46.836	131.1	30.096	104.4	1:16.932
2-	<b>46.360</b>	130.6	34.957	78.6	1:21.317	8-	50.533	103.6	In		1:28.286P
3-	55.011	123.8	33.723	104.9	1:28.734	9-	Out	114.3	34.291	105.0	5:29.208
4-	46.380	131.1	<b>29.883</b>	104.5	<b>1:16.263</b>	10-	46.913	<b>132.9</b>	30.915	105.2	1:17.828
5-	46.578	130.1	30.210	102.8	1:16.788	11-	47.020	129.6	31.282	<b>105.4</b>	1:18.302
6-	50.644	107.5	35.447	104.4	1:26.091	12-	59.614	91.9	40.282	83.9	1:39.896
<b>75</b>	<b>Elliott MASON</b>		JTR								
1-	Out	128.8	32.026	102.5	1:30.643	6-	48.419	132.1	31.174	<b>104.2</b>	<b>1:19.593</b>
2-	<b>48.119</b>	129.6	In		1:33.953P	7-	48.419	<b>132.6</b>	In		1:42.706P
3-	Out	132.1	<b>31.127</b>	104.0	2:36.349	8-	Out	129.6	39.837	19.5	7:41.819
4-	48.247	130.1	31.831	101.2	1:20.078	9-	2:19.907	96.3	In		3:01.579P
5-	48.920	125.2	31.492	104.0	1:20.412						
<b>76</b>	<b>Freddie HUNT</b>		JTR								
1-	Out	129.3	33.009	104.0	1:39.434	7-	47.761	128.8	31.570	<b>104.9</b>	1:19.331
2-	48.449	119.6	31.744	<b>104.9</b>	1:20.193	8-	48.067	129.8	31.609	104.7	1:19.676
3-	47.730	130.6	30.978	104.5	1:18.708	9-	47.899	<b>130.8</b>	30.854	104.5	1:18.753
4-	<b>47.318</b>	130.3	31.119	102.8	<b>1:18.437</b>	10-	47.830	129.3	<b>30.778</b>	102.8	1:18.608
5-	47.620	<b>130.8</b>	31.359	104.2	1:18.979	11-	53.148	99.4	In		1:30.176P
6-	47.679	129.6	31.254	104.5	1:18.933						
<b>87</b>	<b>Roger ORGEE</b>		Marque Cars								
1-	Out	129.8	31.399	105.0	1:39.506	8-	48.503	130.6	31.706	104.7	1:20.209
2-	47.661	130.1	31.237	104.9	1:18.898	9-	48.091	130.8	31.220	104.5	1:19.311
3-	<b>47.371</b>	<b>133.7</b>	31.088	<b>105.7</b>	1:18.459	10-	49.357	130.3	In		1:19.690P
4-	47.625	131.6	<b>30.754</b>	105.4	<b>1:18.379</b>	11-	Out	128.3	31.846	103.4	3:16.056
5-	49.061	128.8	33.713	87.7	1:22.774	12-	47.941	130.6	31.003	103.9	1:18.944

Thruxton  
Circuit Length = 2.3560 miles  
Start: 11:59 End: 12:24

Weather / Track : Bright / Dry

**British Formula Ford Championship**  
**QUALIFYING - RACE 2 - SECTOR ANALYSIS**

6-	49.199	130.6	31.220	104.7	1:20.419	13-	47.846	130.1	31.103	104.4	1:18.949
7-	47.720	131.6	31.133	105.2	1:18.853						
<b>90</b>	<b>Kouroush KHANI</b>					<b>GW Racing</b>					
1-	Out	118.8	36.710	96.1	1:33.555	8-	49.453	<b>125.0</b>	33.616	97.5	1:23.069
2-	50.678	120.5	35.441	90.3	1:26.119	9-	<b>48.872</b>	122.9	33.236	98.3	<b>1:22.108</b>
3-	50.849	123.8	33.082	96.8	1:23.931	10-	51.496	124.7	32.865	98.3	1:24.361
4-	50.617	123.4	34.327	98.5	1:24.944	11-	49.463	122.9	35.072	95.1	1:24.535
5-	49.712	123.1	33.355	96.1	1:23.067	12-	1:06.475	85.5	In		1:51.927 <sup>P</sup>
6-	49.586	124.5	32.906	97.5	1:22.492	13-	Out	120.3	33.232	95.2	3:29.091
7-	49.547	124.3	<b>32.842</b>	<b>99.1</b>	1:22.389						
<b>96</b>	<b>Jason DOWN</b>					<b>Getem Racing</b>					
1-	Out	101.7	38.545	98.3	1:49.934	8-	49.697	128.1	33.523	100.2	1:23.220
2-					1:26.740	9-	49.505	127.8	33.254	100.8	1:22.759
3-	51.931	124.3	33.958	100.5	1:25.889	10-	<b>49.394</b>	127.1	33.050	100.8	<b>1:22.444</b>
4-	50.816	124.5	35.352	101.7	1:26.168	11-	50.878	<b>130.6</b>	33.483	97.4	1:24.361
5-	52.959	112.6	35.205		1:28.164	12-	50.834	116.9	<b>32.840</b>	<b>102.0</b>	1:23.674
6-	50.205	128.1	33.212	101.7	1:23.417	13-	49.853	126.6	In		1:22.558 <sup>P</sup>
7-	49.990	127.3	33.552		1:23.542						

# British Formula Ford Championship

## QUALIFYING - RACE 2 - BEST SECTORS

SECTOR 1			SECTOR 2			IDEAL / BEST COMPARISON						
POS	NO	NAME	TIME	NO	NAME	TIME	POS	NO	NAME	IDEAL	BEST	DIFF
1	4	MACLEOD	46.134	10	NASH	29.794	1	4	MACLEOD	1:15.930	1:15.930	0.000
2	58	STUTELEY	46.197	4	MACLEOD	29.796	2	58	STUTELEY	1:16.081	1:16.102	0.021
3	1	MURRAY	46.282	69	TANDY	29.883	3	69	TANDY	1:16.243	1:16.263	0.020
4	56	ROBERTS	46.310	58	STUTELEY	29.884	4	10	NASH	1:16.270	1:16.270	0.000
5	69	TANDY	46.360	56	ROBERTS	30.098	5	56	ROBERTS	1:16.408	1:16.679	0.271
6	22	BRIDGER	46.425	7	WELLER	30.174	6	22	BRIDGER	1:16.644	1:16.790	0.146
7	10	NASH	46.476	22	BRIDGER	30.219	7	1	MURRAY	1:16.825	1:17.302	0.477
8	7	WELLER	46.699	5	NAGASE	30.535	8	7	WELLER	1:16.873	1:16.873	0.000
9	42	CAMPFIELD	46.745	1	MURRAY	30.543	9	5	NAGASE	1:17.551	1:17.780	0.229
10	11	BROWN	47.008	3	PLAYFAIR	30.593	10	3	PLAYFAIR	1:17.602	1:18.062	0.460
11	3	PLAYFAIR	47.009	11	BROWN	30.699	11	42	CAMPFIELD	1:17.677	1:17.872	0.195
12	5	NAGASE	47.016	87	ORGEE	30.754	12	11	BROWN	1:17.707	1:17.752	0.045
13	76	HUNT	47.318	76	HUNT	30.778	13	76	HUNT	1:18.096	1:18.437	0.341
14	87	ORGEE	47.371	42	CAMPFIELD	30.932	14	87	ORGEE	1:18.125	1:18.379	0.254
15	18	LAYAC	47.479	46	JARDINE	30.984	15	46	JARDINE	1:18.498	1:18.498	0.000
16	46	JARDINE	47.514	18	LAYAC	31.095	16	18	LAYAC	1:18.574	1:18.721	0.147
17	75	MASON	48.119	75	MASON	31.127	17	75	MASON	1:19.246	1:19.593	0.347
18	90	KHANI	48.872	96	DOWN	32.840	18	90	KHANI	1:21.714	1:22.108	0.394
19	96	DOWN	49.394	90	KHANI	32.842	19	96	DOWN	1:22.234	1:22.444	0.210
<b>Perfect lap</b>										<b>1:15.928</b>		


# British Formula Ford Championship

## QUALIFYING - RACE 2 - SPEED TRAPS

SECTOR 1				SECTOR 2			FINISH LINE		
POS	NO	NAME	MPH	NO	NAME	MPH	NO	NAME	MPH
1	58	Linton STUTELEY	135.6				4	Callum MACLEOD	106.2
2	3	Sarah PLAYFAIR	134.8				10	James NASH	106.0
3	4	Callum MACLEOD	133.9				42	Adrian CAMPFIELD	105.7
4	11	David BROWN	133.9				87	Roger ORGEE	105.7
5	42	Adrian CAMPFIELD	133.9				11	David BROWN	105.5
6	87	Roger ORGEE	133.7				22	Jay BRIDGER	105.5
7	1	Marc MURRAY	133.2				1	Marc MURRAY	105.4
8	56	Steve ROBERTS	132.9				3	Sarah PLAYFAIR	105.4
9	69	Nick TANDY	132.9				69	Nick TANDY	105.4
10	75	Elliott MASON	132.6				5	Takashi NAGASE	105.2
11	10	James NASH	132.4				7	Marcus WELLER	104.9
12	5	Takashi NAGASE	132.1				58	Linton STUTELEY	104.9
13	7	Marcus WELLER	131.8				76	Freddie HUNT	104.9
14	22	Jay BRIDGER	131.6				46	Jamie JARDINE	104.7
15	18	Phillippe LAYAC	131.1				56	Steve ROBERTS	104.5
16	76	Freddie HUNT	130.8				18	Phillippe LAYAC	104.4
17	96	Jason DOWN	130.6				75	Elliott MASON	104.2
18	46	Jamie JARDINE	129.8				96	Jason DOWN	102.0
19	90	Kouroush KHANI	125.0				90	Kouroush KHANI	99.1

# British Formula Ford Championship

## RACE 2 - GRID

ROW 10	1:22.444 96 Jason DOWN	1:22.108 90 Kouroush KHANI
ROW 9	1:19.593 75 Elliott MASON	1:18.721 18 Phillippe LAYAC
ROW 8	1:18.498 46 Jamie JARDINE	1:18.437 76 Freddie HUNT
ROW 7	1:18.379 87 Roger ORGEE	1:18.062 3 Sarah PLAYFAIR
ROW 6	1:17.872 42 Adrian CAMPFIELD	1:17.780 5 Takashi NAGASE
ROW 5	1:17.752 11 David BROWN	1:17.302 1 Marc MURRAY
ROW 4	1:16.873 7 Marcus WELLER	1:16.790 22 Jay BRIDGER
ROW 3	1:16.679 56 Steve ROBERTS	1:16.270 10 James NASH
ROW 2	1:16.263 69 Nick TANDY	1:16.102 58 Linton STUTELEY
ROW 1	1:15.930 4 Callum MACLEOD	
<b>Pole</b>		
		

Thruxton  
Circuit Length = 2.3560 miles

Weather / Track : Bright / Dry


These results are provisional until the conclusion of any judicial and technical matters.

Clerk of Course :

Timekeeper :

# British Formula Ford Championship

## RACE 4 - GRID

ROW 10	96 Jason DOWN	90 Kouroush KHANI
ROW 9	75 Elliott MASON	18 Phillippe LAYAC
ROW 8	46 Jamie JARDINE	76 Freddie HUNT
ROW 7	87 Roger ORGEE	42 Adrian CAMPFIELD
ROW 6	3 Sarah PLAYFAIR	5 Takashi NAGASE
ROW 5	11 David BROWN	1 Marc MURRAY
ROW 4	7 Marcus WELLER	22 Jay BRIDGER
ROW 3	56 Steve ROBERTS	69 Nick TANDY
ROW 2	10 James NASH	4 Callum MACLEOD
ROW 1	58 Linton STUTELEY	
<b>Pole</b>		
		

Thruxton  
Circuit Length = 2.3560 miles

Weather / Track : Bright / Dry

**These results are provisional until the conclusion of any judicial and technical matters.**

Clerk of Course :

Timekeeper :

# British Formula Ford Championship

## RACE 2 - CLASSIFICATION

POS	NO	CL	DRIVER / TEAM	CAR	LAPS	TIME	GAP	DIFF	MPH	BEST	ON
1	69	C	<b>Nick TANDY</b> JTR	Ray GRS07	14	18:16.689			108.27	1:17.059	2
2	58	C	<b>Linton STUTELEY</b> Getem Racing/thebigcoldturkey.com	Mygale 06	14	18:17.563	<b>0.874</b>	0.874	108.18	1:17.234	3
3	4	C	<b>Callum MACLEOD</b> Jamun Racing Services	Mygale SJ07	14	18:17.956	<b>1.267</b>	0.393	108.14	1:17.036	2
4	56	C	<b>Steve ROBERTS</b> Kevin Mills Racing	Van Diemen DP07	14	18:18.699	<b>2.010</b>	0.743	108.07	1:17.111	3
5	22	C	<b>Jay BRIDGER</b> Fluid Motorsport Development	Mygale SJ07	14	18:20.167	<b>3.478</b>	1.468	107.93	1:17.068	4
6	11	C	<b>David BROWN</b> Kevin Mills Racing	Van Diemen DP07	14	18:27.138	<b>10.449</b>	6.971	107.25	1:18.176	4
7	1	C	<b>Marc MURRAY</b> Jamun Racing Services	Van Diemen 06	14	18:28.100	<b>11.411</b>	0.962	107.15	1:18.128	4
8	3	C	<b>Sarah PLAYFAIR</b> Jamun Racing Services	Mygale SJ07	14	18:40.908	<b>24.219</b>	12.808	105.93	1:18.394	3
9	7	C	<b>Marcus WELLER</b> Fluid Motorsport Development	Van Diemen 06	14	18:41.758	<b>25.069</b>	0.850	105.85	1:18.154	4
10	42	C	<b>Adrian CAMPFIELD</b> Celre Racing	Mygale 06	14	18:43.318	<b>26.629</b>	1.560	105.70	1:18.928	3
11	87	C	<b>Roger ORGEE</b> Marque Cars	Ray GRS07	14	18:45.767	<b>29.078</b>	2.449	105.47	1:18.721	3
12	46	C	<b>Jamie JARDINE</b> ACER Motorsport	Ray GRS07	14	18:53.897	<b>37.208</b>	8.130	104.72	1:19.189	6
13	75	G	<b>Elliott MASON</b> JTR	Ray GRS07	14	18:54.743	<b>38.054</b>	0.846	104.64	1:18.174	14
14	18	C	<b>Phillippe LAYAC</b> Avenues Race Engineering	Ray GRS07	14	18:58.197	<b>41.508</b>	3.454	104.32	1:20.099	10
15	76	C	<b>Freddie HUNT</b> JTR	Ray GRS07	14	19:05.729	<b>49.040</b>	7.532	103.63	1:18.338	3
16	96	C	<b>Jason DOWN</b> Getem Racing	Getem 06	14	19:20.716	<b>1:04.027</b>	14.987	102.30	1:20.525	3
17	90	S	<b>Kouroush KHANI</b> GW Racing	Van Diemen RF98	14	19:34.913	<b>1:18.224</b>	14.197	101.06	1:21.460	5
18	5	C	<b>Takashi NAGASE</b> Fluid Motorsport Development Ltd	Van Diemen 06	12	19:04.517	<b>2 laps</b>	2 laps	88.92	1:18.629	3

NOT CLASSIFIED

DNS	10	C	<b>James NASH</b> Kevin Mills Racing	Van Diemen DP07	0						0
-----	----	---	---	-----------------	---	--	--	--	--	--	---

FASTEST LAP

4	C	<b>Callum MACLEOD</b> Jamun Racing Services	Mygale SJ07	2	1:17.036	110.09 mph	177.18 kph
90	S	<b>Kouroush KHANI</b> GW Racing	Van Diemen RF98	5	1:21.460	104.11 mph	167.56 kph
75	G	<b>Elliott MASON</b> JTR	Ray GRS07	14	1:18.174	108.49 mph	174.60 kph

Weather / Track : Bright / Dry

These results are provisional until the conclusion of any judicial and technical matters.

Thruxton  
Circuit Length = 2.3560 miles  
Start: 17:28 End: 17:48

Clerk of Course :	Timekeeper :
-------------------	--------------

# British Formula Ford Championship

## RACE 2 - LAP CHART

Lap 1			Lap 2			Lap 3			Lap 4			Lap 5		
No	Behind	Laptime	No	Behind	Laptime	No	Behind	Laptime	No	Behind	Laptime	No	Behind	Laptime
4		1:23.490	4		1:17.036	4		1:17.196	4		1:17.348	4		1:17.644
69	0.237	1:21.777	69	0.260	1:17.059	69	0.211	1:17.147	69	0.105	1:17.242	69	0.245	1:17.784
58	0.388	1:22.708	58	0.713	1:17.361	58	0.751	1:17.234	58	0.824	1:17.421	58	0.574	1:17.394
56	1.004	1:21.659	56	1.980	1:18.012	56	1.895	1:17.111	56	1.881	1:17.334	56	1.636	1:17.399
22	1.085	1:21.393	22	2.172	1:18.123	22	2.479	1:17.503	22	2.199	1:17.068	22	2.165	1:17.610
7	1.326	1:21.250	7	2.838	1:18.548	7	4.433	1:18.791	7	5.239	1:18.154	1	6.236	1:18.399
1	1.428	1:21.121	1	3.189	1:18.797	1	4.701	1:18.708	1	5.481	1:18.128	11	7.260	1:19.253
11	1.771	1:20.976	11	3.497	1:18.762	11	4.823	1:18.522	11	5.651	1:18.176	3	10.398	1:19.162
42	2.209	1:21.181	5	5.299	1:19.395	5	6.732	1:18.629	3	8.880	1:19.065	7	10.921	1:23.326
5	2.940	1:21.807	3	5.965	1:19.179	3	7.163	1:18.394	76	10.036	1:18.975	76	11.263	1:18.871
3	3.822	1:22.245	42	6.346	1:21.173	42	8.078	1:18.928	42	10.183	1:19.453	87	11.589	1:18.827
87	3.921	1:22.219	76	7.267	1:20.215	76	8.409	1:18.338	87	10.406	1:18.768	42	11.776	1:19.237
76	4.088	1:22.025	87	7.461	1:20.576	87	8.986	1:18.721	46	11.855	1:19.339	46	13.841	1:19.630
46	4.226	1:21.823	46	7.709	1:20.519	46	9.864	1:19.351	75	15.564	1:20.597	75	18.328	1:20.408
75	4.416	1:21.288	75	8.575	1:21.195	18	12.314	1:20.934	18	15.565	1:20.599	18	18.329	1:20.408
18	4.417	1:21.896	18	8.576	1:21.195	75	12.315	1:20.936	5	16.227	1:26.843	5	18.617	1:20.034
96	8.516	1:25.387	96	13.349	1:21.869	96	16.678	1:20.525	96	22.007	1:22.677	96	26.182	1:21.819
90	8.517	1:25.327	90	13.350	1:21.869	90	18.322	1:22.168	90	23.415	1:22.441	90	27.231	1:21.460

# British Formula Ford Championship

## RACE 2 - LAP CHART

Lap 6			Lap 7			Lap 8			Lap 9			Lap 10		
No	Behind	Laptime	No	Behind	Laptime	No	Behind	Laptime	No	Behind	Laptime	No	Behind	Laptime
69		1:18.587	69		1:18.759	69		1:17.647	69		1:17.576	69		1:18.205
4	0.142	1:18.974	58	0.120	1:18.608	58	0.402	1:17.929	58	0.412	1:17.586	4	0.316	1:17.868
58	0.271	1:18.529	56	0.632	1:18.985	4	0.819	1:17.801	4	0.653	1:17.410	58	0.554	1:18.347
56	0.406	1:17.602	4	0.665	1:19.282	56	1.549	1:18.564	56	1.498	1:17.525	56	1.117	1:17.824
22	1.019	1:17.686	22	0.999	1:18.739	22	2.162	1:18.810	22	2.451	1:17.865	22	2.333	1:18.087
1	6.021	1:18.617	1	5.827	1:18.565	11	6.922	1:18.229	11	7.885	1:18.539	11	8.149	1:18.469
11	6.872	1:18.444	11	6.340	1:18.227	1	7.262	1:19.082	1	8.246	1:18.560	1	9.572	1:19.531
3	10.896	1:19.330	3	11.398	1:19.261	3	13.362	1:19.611	3	15.492	1:19.706	3	16.970	1:19.683
76	11.677	1:19.246	76	13.793	1:20.875	76	15.292	1:19.146	76	16.861	1:19.145	7	20.792	1:21.621
7	11.846	1:19.757	87	13.980	1:20.036	7	15.526	1:18.540	7	17.376	1:19.426	87	21.138	1:21.256
42	12.110	1:19.166	7	14.633	1:21.546	87	15.841	1:19.508	87	18.087	1:19.822	42	21.201	1:21.033
87	12.703	1:19.946	42	14.720	1:21.369	42	16.164	1:19.091	42	18.373	1:19.785	46	28.758	1:20.471
46	14.198	1:19.189	75	21.356	1:20.215	75	23.772	1:20.063	46	26.492	1:20.295	75	29.025	1:19.635
75	19.900	1:20.404	46	21.357	1:25.918	46	23.773	1:20.063	75	27.595	1:21.399	18	29.490	1:20.099
18	19.901	1:20.404	18	21.511	1:20.369	18	24.408	1:20.544	18	27.596	1:20.764	76	31.621	1:32.965
5	20.780	1:20.995	96	32.492	1:22.208	96	36.199	1:21.354	96	41.057	1:22.434	5	2 LAPS	3:17.547
96	29.043	1:21.693	90	33.527	1:22.211	90	37.698	1:21.818	90	48.586	1:28.464	96	45.748	1:22.896
90	30.075	1:21.676	5	1:15.324	2:13.303							90	54.209	1:23.828

# British Formula Ford Championship

## RACE 2 - LAP CHART

Lap 11			Lap 12			Lap 13			Lap 14		
No	Behind	Laptime	No	Behind	Laptime	No	Behind	Laptime	No	Behind	Laptime
4		1:17.845	4		1:17.836	69		1:18.659	69		1:17.719
69	0.253	1:18.414	69	0.381	1:17.964	58	0.481	1:18.482	58	0.874	1:18.112
58	0.495	1:18.102	58	1.039	1:18.380	4	0.570	1:19.610	4	1.267	1:18.416
56	0.937	1:17.981	56	1.363	1:18.262	56	0.858	1:18.535	56	2.010	1:18.871
22	2.195	1:18.023	22	2.761	1:18.402	22	2.100	1:18.379	22	3.478	1:19.097
11	8.429	1:18.441	11	9.217	1:18.624	11	9.008	1:18.831	11	10.449	1:19.160
1	10.081	1:18.670	1	10.820	1:18.575	1	10.388	1:18.608	1	11.411	1:18.742
3	18.898	1:20.089	3	20.827	1:19.765	3	21.503	1:19.716	3	24.219	1:20.435
7	22.328	1:19.697	7	23.408	1:18.916	7	23.596	1:19.228	7	25.069	1:19.192
42	23.242	1:20.202	42	24.898	1:19.492	42	25.283	1:19.425	42	26.629	1:19.065
87	23.618	1:20.641	87	25.199	1:19.417	87	26.054	1:19.895	87	29.078	1:20.743
75	31.392	1:20.528	75	33.668	1:20.112	46	34.903	1:20.274	46	37.208	1:20.024
46	31.393	1:20.796	46	33.669	1:20.112	75	37.599	1:22.971	75	38.054	1:18.174
18	31.777	1:20.448	18	35.625	1:21.684	18	37.600	1:21.015	18	41.508	1:21.627
76	42.406	1:28.946	5	2 LAPS	1:19.333	5	2 LAPS	1:20.671	5	2 LAPS	1:19.541
5	2 LAPS	1:21.596	76	44.612	1:20.042	76	46.444	1:20.872	76	49.040	1:20.315
96	50.534	1:22.947	96	55.663	1:22.965	96	59.051	1:22.428	96	1:04.027	1:22.695
90	1:01.110	1:25.062	90	1:07.108	1:23.834	90	1:11.889	1:23.821	90	1:18.224	1:24.054

# British Formula Ford Championship

## RACE 2 - SECTOR ANALYSIS

<b>1</b>	<b>Marc MURRAY</b> Jamun Racing Services										
1-	49.894	<b>134.2</b>	31.227	103.6	1:21.121	8-	47.755	129.3	31.327	105.0	1:19.082
2-	48.260	133.4	<b>30.537</b>	<b>105.5</b>	1:18.797	9-	47.747	132.1	30.813	<b>105.5</b>	1:18.560
3-	<b>47.010</b>	<b>134.2</b>	31.698	103.1	1:18.708	10-	47.737	131.6	31.794	104.7	1:19.531
4-	47.386	133.4	30.742	103.6	<b>1:18.128</b>	11-	47.638	131.6	31.032	104.0	1:18.670
5-	47.547	130.8	30.852	103.4	1:18.399	12-	47.590	131.1	30.985	104.4	1:18.575
6-	47.673	130.8	30.944	104.0	1:18.617	13-	47.605	132.1	31.003	104.0	1:18.608
7-	47.624	130.3	30.941	104.2	1:18.565	14-	47.818	131.3	30.924	105.0	1:18.742
<b>3</b>	<b>Sarah PLAYFAIR</b> Jamun Racing Services										
1-	49.917	<b>134.2</b>	32.328	99.6	1:22.245	8-	47.948	130.3	31.663	103.1	1:19.611
2-	47.552	132.4	31.627	104.0	1:19.179	9-	48.184	129.3	31.522	103.9	1:19.706
3-	<b>47.337</b>	132.9	<b>31.057</b>	<b>105.4</b>	<b>1:18.394</b>	10-	47.999	129.6	31.684	102.1	1:19.683
4-	47.420	129.1	31.645	103.7	1:19.065	11-	48.038	130.6	32.051	98.8	1:20.089
5-	47.551	131.6	31.611	103.6	1:19.162	12-	48.300	130.3	31.465	103.9	1:19.765
6-	47.907	129.3	31.423	103.7	1:19.330	13-	48.172	130.1	31.544	100.8	1:19.716
7-	47.698	129.6	31.563	102.8	1:19.261	14-	48.575	127.8	31.860	104.4	1:20.435
<b>4</b>	<b>Callum MACLEOD</b> Jamun Racing Services										
1-	52.099	<b>134.2</b>	31.391	103.1	1:23.490	8-	47.333	132.4	30.468	104.7	1:17.801
2-	46.668	131.8	30.368	104.7	<b>1:17.036</b>	9-	47.129	133.9	30.281	104.2	1:17.410
3-	<b>46.657</b>	131.8	30.539	104.7	1:17.196	10-	47.503	130.8	30.365	<b>105.7</b>	1:17.868
4-	46.865	130.8	30.483	102.9	1:17.348	11-	47.426	133.7	30.419	104.0	1:17.845
5-	47.447	132.1	<b>30.197</b>	103.6	1:17.644	12-	47.341	131.3	30.495	103.9	1:17.836
6-	47.496	131.3	31.478	102.3	1:18.974	13-	47.378	131.3	32.232	103.6	1:19.610
7-	47.223	131.3	32.059	103.2	1:19.282	14-	47.871	132.6	30.545	103.7	1:18.416
<b>5</b>	<b>Takashi NAGASE</b> Fluid Motorsport Development Ltd										
1-	50.140	129.1	31.667	102.8	1:21.807	7-	1:18.065	64.8	In		2:13.303P
2-	48.192	128.8	31.203	103.2	1:19.395	8-	Out	126.6	31.704	102.1	3:17.547
3-	<b>47.552</b>	127.6	<b>31.077</b>	102.9	<b>1:18.629</b>	9-	48.358	126.9	33.238	103.9	1:21.596
4-	52.141	57.2	34.702	<b>104.2</b>	1:26.843	10-	47.860	128.1	31.473	102.3	1:19.333
5-	48.099	<b>130.6</b>	31.935	103.9	1:20.034	11-	49.523	127.8	31.148	102.9	1:20.671
6-	48.611	127.1	32.384	100.3	1:20.995	12-	48.431	126.9	31.110	103.4	1:19.541
<b>7</b>	<b>Marcus WELLER</b> Fluid Motorsport Development										
1-	50.011	<b>131.1</b>	31.239	102.8	1:21.250	8-	47.862	<b>131.1</b>	30.678	104.4	1:18.540
2-	48.152	129.8	<b>30.396</b>	<b>104.5</b>	1:18.548	9-	47.930	130.3	31.496	103.2	1:19.426
3-	<b>47.288</b>	130.8	31.503	101.7	1:18.791	10-	48.003	129.3	33.618	100.5	1:21.621
4-	47.387	128.1	30.767	102.0	<b>1:18.154</b>	11-	48.257	127.3	31.440	99.9	1:19.697
5-	47.831	125.2	35.495	98.5	1:23.326	12-	48.024	128.6	30.892	102.9	1:18.916
6-	48.517	130.1	31.240	103.7	1:19.757	13-	47.934	127.1	31.294	101.4	1:19.228
7-	48.688	127.3	32.858	101.4	1:21.546	14-	48.206	128.1	30.986	102.9	1:19.192
<b>11</b>	<b>David BROWN</b> Kevin Mills Racing										
1-	49.624	<b>134.2</b>	31.352	104.7	1:20.976	8-	47.437	127.1	30.792	103.6	1:18.229
2-	48.527	132.4	<b>30.235</b>	<b>106.4</b>	1:18.762	9-	47.696	129.6	30.843	103.9	1:18.539
3-	<b>47.260</b>	132.4	31.262	105.2	1:18.522	10-	47.547	129.1	30.922	104.5	1:18.469
4-	47.677	131.6	30.499	105.5	<b>1:18.176</b>	11-	47.664	129.1	30.777	104.2	1:18.441
5-	47.826	131.8	31.427	103.4	1:19.253	12-	47.817	129.1	30.807	103.2	1:18.624
6-	47.677	131.3	30.767	104.4	1:18.444	13-	47.918	128.3	30.913	103.9	1:18.831
7-	47.497	132.1	30.730	105.4	1:18.227	14-	47.789	128.6	31.371	103.7	1:19.160
<b>18</b>	<b>Phillippe LAYAC</b> Avenues Race Engineering										
1-	50.224	131.6	31.672	101.5	1:21.896	8-	48.730	130.8	31.814	101.4	1:20.544
2-	49.147	<b>132.4</b>	32.048	103.1	1:21.195	9-	48.988	129.8	31.776	101.5	1:20.764
3-	49.256	130.3	31.678	102.5	1:20.934	10-	48.534	129.8	31.565	102.9	<b>1:20.099</b>
4-	<b>48.414</b>	128.8	32.185	103.1	1:20.599	11-	48.807	127.8	31.641	102.3	1:20.448
5-	48.558	130.6	31.850	101.7	1:20.408	12-	48.832	129.8	32.852	96.4	1:21.684
6-	48.815	128.1	31.589	102.3	1:20.404	13-	48.706	127.3	32.309	98.3	1:21.015
7-	48.945	127.3	<b>31.424</b>	<b>103.7</b>	1:20.369	14-	49.035	126.1	32.592	101.5	1:21.627

Thruxton  
Circuit Length = 2.3560 miles  
Start: 17:28 End: 17:48

Weather / Track : Bright / Dry

# British Formula Ford Championship

## RACE 2 - SECTOR ANALYSIS

<b>22</b>	<b>Jay BRIDGER</b>		Fluid Motorsport Development								
1-	49.589	131.6	31.804	102.5	1:21.393	8-	48.201	130.3	30.609	103.7	1:18.810
2-	47.749	131.6	30.374	104.0	1:18.123	9-	47.314	130.3	30.551	103.1	1:17.865
3-	47.116	130.6	30.387	104.7	1:17.503	10-	47.367	129.6	30.720	103.6	1:18.087
4-	<b>46.871</b>	130.3	<b>30.197</b>	<b>105.0</b>	<b>1:17.068</b>	11-	47.488	130.1	30.535	104.0	1:18.023
5-	47.197	131.6	30.413	104.4	1:17.610	12-	47.594	129.3	30.808	103.2	1:18.402
6-	47.313	130.8	30.373	104.4	1:17.686	13-	47.630	129.3	30.749	104.0	1:18.379
7-	47.625	<b>131.8</b>	31.114	104.0	1:18.739	14-	48.087	129.1	31.010	103.7	1:19.097
<b>42</b>	<b>Adrian CAMPFIELD</b>		Celre Racing								
1-	49.722	134.2	31.459	104.5	1:21.181	8-	47.941	<b>134.8</b>	31.150	105.7	1:19.091
2-	49.093	112.6	32.080	105.2	1:21.173	9-	48.065	131.3	31.720	105.7	1:19.785
3-	<b>47.490</b>	132.9	31.438	103.6	<b>1:18.928</b>	10-	48.358	132.9	32.675	103.2	1:21.033
4-	47.716	128.8	31.737	105.5	1:19.453	11-	48.972	128.6	31.230	103.7	1:20.202
5-	47.674	134.2	31.563	<b>106.5</b>	1:19.237	12-	48.174	130.6	31.318	103.6	1:19.492
6-	48.279	133.4	<b>30.887</b>	105.7	1:19.166	13-	48.036	130.3	31.389	102.9	1:19.425
7-	48.293	124.5	33.076	101.5	1:21.369	14-	47.772	130.1	31.293	104.7	1:19.065
<b>46</b>	<b>Jamie JARDINE</b>		ACER Motorsport								
1-	49.992	128.8	31.831	101.8	1:21.823	8-	48.618	128.8	31.445	104.5	1:20.063
2-	49.134	<b>130.8</b>	31.385	<b>105.5</b>	1:20.519	9-	48.927	126.1	31.368	102.1	1:20.295
3-	<b>47.947</b>	127.3	31.404	104.0	1:19.351	10-	48.578	124.5	31.893	102.5	1:20.471
4-	48.329	126.1	<b>31.010</b>	104.5	1:19.339	11-	48.631	126.4	32.165	104.4	1:20.796
5-	48.117	126.9	31.513	102.3	1:19.630	12-	48.685	127.1	31.427	101.4	1:20.112
6-	48.133	127.3	31.056	103.6	<b>1:19.189</b>	13-	48.701	125.4	31.573	102.6	1:20.274
7-	54.306	125.9	31.612	103.9	1:25.918	14-	48.439	125.0	31.585	103.1	1:20.024
<b>56</b>	<b>Steve ROBERTS</b>		Kevin Mills Racing								
1-	49.663	132.9	31.996	101.5	1:21.659	8-	48.110	132.1	30.454	103.1	1:18.564
2-	47.436	131.8	30.576	102.3	1:18.012	9-	47.067	132.1	30.458	102.9	1:17.525
3-	<b>46.820</b>	131.6	<b>30.291</b>	104.2	<b>1:17.111</b>	10-	47.346	132.1	30.478	<b>104.5</b>	1:17.824
4-	46.893	130.8	30.441	103.4	1:17.334	11-	47.486	131.6	30.495	103.7	1:17.981
5-	47.083	131.3	30.316	103.7	1:17.399	12-	47.593	128.8	30.669	104.2	1:18.262
6-	47.105	131.8	30.497	103.6	1:17.602	13-	47.384	<b>133.4</b>	31.151	103.2	1:18.535
7-	47.781	<b>133.4</b>	31.204	102.5	1:18.985	14-	48.042	130.1	30.829	103.4	1:18.871
<b>58</b>	<b>Linton STUTELEY</b>		Getem Racing/thebigcoldturkey.com								
1-	51.080	134.2	31.628	104.2	1:22.708	8-	47.455	131.8	30.474	103.7	1:17.929
2-	47.148	132.1	<b>30.213</b>	104.0	1:17.361	9-	47.172	133.7	30.414	103.7	1:17.586
3-	<b>46.801</b>	132.9	30.433	104.0	<b>1:17.234</b>	10-	47.921	132.6	30.426	<b>105.0</b>	1:18.347
4-	47.046	132.9	30.375	103.4	1:17.421	11-	47.469	133.7	30.633	104.7	1:18.102
5-	47.065	<b>135.0</b>	30.329	104.9	1:17.394	12-	47.855	130.8	30.525	103.9	1:18.380
6-	47.457	<b>135.0</b>	31.072	100.3	1:18.529	13-	47.449	132.1	31.033	101.8	1:18.482
7-	47.686	132.6	30.922	103.9	1:18.608	14-	47.686	131.6	30.426	103.2	1:18.112
<b>69</b>	<b>Nick TANDY</b>		JTR								
1-	50.057	129.1	31.720	103.6	1:21.777	8-	47.260	129.3	30.387	102.9	1:17.647
2-	<b>46.649</b>	<b>132.6</b>	30.410	<b>105.4</b>	<b>1:17.059</b>	9-	47.134	129.6	30.442	102.5	1:17.576
3-	46.729	131.3	30.418	105.2	1:17.147	10-	46.913	129.3	31.292	101.4	1:18.205
4-	46.938	131.8	30.304	104.2	1:17.242	11-	47.581	129.3	30.833	103.2	1:18.414
5-	47.487	131.8	30.297	104.2	1:17.784	12-	47.693	130.6	<b>30.271</b>	103.7	1:17.964
6-	47.378	<b>132.6</b>	31.209	101.2	1:18.587	13-	47.063	130.8	31.596	102.8	1:18.659
7-	47.330	127.6	31.429	100.9	1:18.759	14-	47.220	129.1	30.499	103.4	1:17.719
<b>75</b>	<b>Elliott MASON</b>		JTR								
1-	50.164	130.1	<b>31.124</b>	224.4	1:21.288	8-	48.275	128.3	31.788	74.8	1:20.063
2-	49.573	<b>132.9</b>	31.622	79.5	1:21.195	9-	49.044	127.1	32.355	52.4	1:21.399
3-	48.929	127.3	32.007	47.5	1:20.936	10-	48.221	128.6	31.414	124.5	1:19.635
4-	48.092	127.3	32.505	53.2	1:20.597	11-	48.758	128.8	31.770	68.1	1:20.528
5-	48.329	127.1	32.079	58.0	1:20.408	12-	48.890	128.6	31.222		1:20.112
6-	48.041	128.8	32.363	42.0	1:20.404	13-	49.789	129.8	33.182	22.8	1:22.971
7-	48.001	128.6	32.214	62.0	1:20.215	14-	<b>46.533</b>	128.3	31.641	75.7	<b>1:18.174</b>

Thruxton  
Circuit Length = 2.3560 miles  
Start: 17:28 End: 17:48

Weather / Track : Bright / Dry

# British Formula Ford Championship

## RACE 2 - SECTOR ANALYSIS

76		Freddie HUNT				JTR					
1-	50.053	131.1	31.972	100.9	1:22.025	8-	48.082	128.1	31.064	103.9	1:19.146
2-	48.829	128.1	31.386	104.4	1:20.215	9-	47.744	129.1	31.401	103.7	1:19.145
3-	<b>47.380</b>	130.8	30.958	<b>105.7</b>	<b>1:18.338</b>	10-	48.351	127.3	44.614	102.0	1:32.965
4-	47.710	129.8	31.265	103.2	1:18.975	11-	53.778	35.8	35.168	103.4	1:28.946
5-	47.673	129.1	31.198	104.7	1:18.871	12-	48.031	126.4	32.011	103.9	1:20.042
6-	48.350	<b>132.4</b>	<b>30.896</b>	103.7	1:19.246	13-	49.561	130.6	31.311	104.5	1:20.872
7-	48.670	124.5	32.205	102.9	1:20.875	14-	48.285	129.8	32.030	102.0	1:20.315
87		Roger ORGEE				Marque Cars					
1-	50.253	131.1	31.966	99.9	1:22.219	8-	48.201	129.6	31.307	104.7	1:19.508
2-	49.072	132.1	31.504	104.9	1:20.576	9-	48.424	128.8	31.398	104.7	1:19.822
3-	<b>47.689</b>	131.1	31.032	104.9	<b>1:18.721</b>	10-	48.490	128.1	32.766	100.5	1:21.256
4-	47.919	131.6	<b>30.849</b>	<b>105.8</b>	1:18.768	11-	49.173	127.6	31.468	104.0	1:20.641
5-	47.745	<b>132.6</b>	31.082	105.0	1:18.827	12-	48.214	130.3	31.203	104.4	1:19.417
6-	48.941	130.6	31.005	104.7	1:19.946	13-	48.723	130.1	31.172	104.0	1:19.895
7-	48.223	130.6	31.813	104.0	1:20.036	14-	48.627	127.8	32.116	97.8	1:20.743
90		Kouroush KHANI				GW Racing					
1-	51.766	125.2	33.561	96.6	1:25.327	8-	49.166	124.5	32.652	96.3	1:21.818
2-	<b>48.952</b>	<b>127.3</b>	32.917	98.5	1:21.869	9-	49.466	125.0	38.998	97.7	1:28.464
3-	49.471	126.1	32.697	<b>99.4</b>	1:22.168	10-	50.185	123.1	33.643	97.3	1:23.828
4-	49.717	124.5	32.724	98.5	1:22.441	11-	50.634	122.7	34.428	97.5	1:25.062
5-	49.070	126.4	32.390	98.4	<b>1:21.460</b>	12-	50.662	121.1	33.172	97.5	1:23.834
6-	49.306	125.9	32.370	99.3	1:21.676	13-	50.798	123.1	33.023	97.3	1:23.821
7-	49.857	123.6	<b>32.354</b>	98.5	1:22.211	14-	50.590	122.5	33.464	98.0	1:24.054
96		Jason DOWN				Getem Racing					
1-	51.185	<b>128.3</b>	34.202		1:25.387	8-	49.083	127.6	<b>32.271</b>	100.6	1:21.354
2-	<b>47.497</b>	127.3	34.372		1:21.869	9-	49.542	128.1	32.892	100.9	1:22.434
3-	47.680	126.4	32.845	101.4	<b>1:20.525</b>	10-	49.905	126.9	32.991	100.6	1:22.896
4-	49.468	124.7	33.209	101.1	1:22.677	11-	50.032	126.4	32.915	100.8	1:22.947
5-	49.354	127.3	32.465	101.2	1:21.819	12-	49.633	127.3	33.332	99.6	1:22.965
6-	49.140	127.3	32.553	<b>101.5</b>	1:21.693	13-	49.346	127.3	33.082	100.6	1:22.428
7-	49.563	127.1	32.645	101.1	1:22.208	14-	49.526	127.8	33.169	101.4	1:22.695

Thruxton  
 Circuit Length = 2.3560 miles  
 Start: 17:28 End: 17:48

Weather / Track : Bright / Dry

# British Formula Ford Championship

## RACE 2 - BEST SECTORS

SECTOR 1			SECTOR 2			IDEAL / BEST COMPARISON						
POS	NO	NAME	TIME	NO	NAME	TIME	POS	NO	NAME	IDEAL	BEST	DIFF
1	75	MASON	46.533	4	MACLEOD	30.197	1	4	MACLEOD	1:16.854	1:17.036	0.182
2	69	TANDY	46.649	22	BRIDGER	30.197	2	69	TANDY	1:16.920	1:17.059	0.139
3	4	MACLEOD	46.657	58	STUTELEY	30.213	3	58	STUTELEY	1:17.014	1:17.234	0.220
4	58	STUTELEY	46.801	11	BROWN	30.235	4	22	BRIDGER	1:17.068	1:17.068	0.000
5	56	ROBERTS	46.820	69	TANDY	30.271	5	56	ROBERTS	1:17.111	1:17.111	0.000
6	22	BRIDGER	46.871	56	ROBERTS	30.291	6	11	BROWN	1:17.495	1:18.176	0.681
7	1	MURRAY	47.010	7	WELLER	30.396	7	1	MURRAY	1:17.547	1:18.128	0.581
8	11	BROWN	47.260	1	MURRAY	30.537	8	75	MASON	1:17.657	1:18.174	0.517
9	7	WELLER	47.288	87	ORGEE	30.849	9	7	WELLER	1:17.684	1:18.154	0.470
10	3	PLAYFAIR	47.337	42	CAMPFIELD	30.887	10	76	HUNT	1:18.276	1:18.338	0.062
11	76	HUNT	47.380	76	HUNT	30.896	11	42	CAMPFIELD	1:18.377	1:18.928	0.551
12	42	CAMPFIELD	47.490	46	JARDINE	31.010	12	3	PLAYFAIR	1:18.394	1:18.394	0.000
13	96	DOWN	47.497	3	PLAYFAIR	31.057	13	87	ORGEE	1:18.538	1:18.721	0.183
14	5	NAGASE	47.552	5	NAGASE	31.077	14	5	NAGASE	1:18.629	1:18.629	0.000
15	87	ORGEE	47.689	75	MASON	31.124	15	46	JARDINE	1:18.957	1:19.189	0.232
16	46	JARDINE	47.947	18	LAYAC	31.424	16	96	DOWN	1:19.768	1:20.525	0.757
17	18	LAYAC	48.414	96	DOWN	32.271	17	18	LAYAC	1:19.838	1:20.099	0.261
18	90	KHANI	48.952	90	KHANI	32.354	18	90	KHANI	1:21.306	1:21.460	0.154
<b>Perfect lap</b>										<b>1:16.730</b>		

# British Formula Ford Championship

## RACE 2 - SPEED TRAPS

SECTOR 1				SECTOR 2			FINISH LINE			
POS	NO	NAME	MPH	NO	NAME	MPH	NO	NAME	MPH	
1	58	Linton STUTELEY	135.0				42	Adrian CAMPFIELD	106.5	
2	42	Adrian CAMPFIELD	134.8				11	David BROWN	106.4	
3	1	Marc MURRAY	134.2				87	Roger ORGEE	105.8	
4	3	Sarah PLAYFAIR	134.2				4	Callum MACLEOD	105.7	
5	4	Callum MACLEOD	134.2				76	Freddie HUNT	105.7	
6	11	David BROWN	134.2				1	Marc MURRAY	105.5	
7	56	Steve ROBERTS	133.4				46	Jamie JARDINE	105.5	
8	75	Elliott MASON	132.9				3	Sarah PLAYFAIR	105.4	
9	69	Nick TANDY	132.6				69	Nick TANDY	105.4	
10	87	Roger ORGEE	132.6				22	Jay BRIDGER	105.0	
11	18	Phillippe LAYAC	132.4				58	Linton STUTELEY	105.0	
12	76	Freddie HUNT	132.4				7	Marcus WELLER	104.5	
13	22	Jay BRIDGER	131.8				56	Steve ROBERTS	104.5	
14	7	Marcus WELLER	131.1				5	Takashi NAGASE	104.2	
15	46	Jamie JARDINE	130.8				18	Phillippe LAYAC	103.7	
16	5	Takashi NAGASE	130.6				96	Jason DOWN	101.5	
17	96	Jason DOWN	128.3				90	Kouroush KHANI	99.4	
18	90	Kouroush KHANI	127.3							

Weather / Track : Bright / Dry

www.msttiming.com

Thruxton  
Circuit Length = 2.3560 miles  
Start: 17:28 End: 17:48

Printed - 17.53 Saturday, 25 August 2007

# British Formula Ford Championship

## RACE 4 - CLASSIFICATION - AMENDED

POS	NO	CL	DRIVER / TEAM	CAR	LAPS	TIME	GAP	DIFF	MPH	BEST	ON
1	4	C	<b>Callum MACLEOD</b> Jamun Racing Services	Mygale SJ07	14	18:04.307			109.50	1:16.386	7
2	69	C	<b>Nick TANDY</b> JTR	Ray GRS07	14	18:06.544	2.237	2.237	109.28	1:16.358	7
3	10	C	<b>James NASH</b> Kevin Mills Racing	Van Diemen DP07	14	18:07.460	3.153	0.916	109.19	1:16.583	6
4	56	C	<b>Steve ROBERTS</b> Kevin Mills Racing	Van Diemen DP07	14	18:13.131	8.824	5.671	108.62	1:16.948	7
5	58	C	<b>Linton STUTELEY</b> Getem Racing/thebigcoldturkey.com	Mygale 06	14	18:16.316	12.009	3.185	108.30	1:17.349	2
6	1	C	<b>Marc MURRAY</b> Jamun Racing Services	Van Diemen 06	14	18:16.692	12.385	0.376	108.27	1:16.782	2
7	11	C	<b>David BROWN</b> Kevin Mills Racing	Van Diemen DP07	14	18:26.654	22.347	9.962	107.29	1:18.138	2
8	7	C	<b>Marcus WELLER</b> Fluid Motorsport Development	Van Diemen 06	14	18:34.628	30.321	7.974	106.53	1:17.741	2
9	42	C	<b>Adrian CAMPFIELD</b> Celre Racing	Mygale 06	14	18:34.778	30.471	0.150	106.51	1:18.727	5
10	5	C	<b>Takashi NAGASE</b> Fluid Motorsport Development Ltd	Van Diemen 06	14	18:36.215	31.908	1.437	106.37	1:18.088	14
11	76	C	<b>Freddie HUNT</b> JTR	Ray GRS07	14	18:36.649	32.342	0.434	106.33	1:18.736	14
12	96	C	<b>Jason DOWN</b> Getem Racing	Getem 06	14	19:11.511	1:07.204	34.862	103.11	1:20.539	7
13	3	C	<b>Sarah PLAYFAIR</b> Jamun Racing Services	Mygale SJ07	14	19:14.621	1:10.314	3.110	102.84	1:18.336	2
14	18	C	<b>Phillippe LAYAC</b> Avenues Race Engineering	Ray GRS07	14	19:20.641	1:16.334	6.020	102.30	1:20.219	13
15	87	C	<b>Roger ORGEE</b> Marque Cars	Ray GRS07	14	19:21.179	1:16.872	0.538	102.25	1:20.087	13
16	90	S	<b>Kouroush KHANI</b> GW Racing	Van Diemen RF98	14	19:25.390	1:21.083	4.211	101.89	1:21.741	11
17	46	C	<b>Jamie JARDINE</b> ACER Motorsport	Ray GRS07	13	18:15.426	1 lap	1 lap	100.65	1:19.481	12
NOT CLASSIFIED											
DNF	22	C	<b>Jay BRIDGER</b> Fluid Motorsport Development	Mygale SJ07	6	8:05.729	8 laps	7 laps	104.76	1:16.944	2
NOT CLASSIFIED											
DNF	75	G	<b>Elliott MASON</b> JTR	Ray GRS07	0						0
FASTEST LAP											
	69	C	<b>Nick TANDY</b> JTR	Ray GRS07	7	1:16.358		111.07 mph		178.76 kph	
	90	S	<b>Kouroush KHANI</b> GW Racing	Van Diemen RF98	11	1:21.741		103.76 mph		166.98 kph	
	75	G	<b>Elliott MASON</b> JTR	Ray GRS07	0			mph		kph	

Weather / Track : Bright / Dry

These results are provisional until the conclusion of any judicial and technical matters.

Thruxton  
Circuit Length = 2.3560 miles  
Start: 09:00 End: 09:21

Clerk of Course :	Timekeeper :
-------------------	--------------

# British Formula Ford Championship

## RACE 4 - LAP CHART

Lap 1			Lap 2			Lap 3			Lap 4			Lap 5		
No	Behind	Laptime	No	Behind	Laptime	No	Behind	Laptime	No	Behind	Laptime	No	Behind	Laptime
58		1:21.072	58		1:17.349	58		1:18.010	4		1:17.857	4		1:16.994
4	0.457	1:21.269	4	0.483	1:17.375	69	0.113	1:17.347	10	0.392	1:17.891	10	0.269	1:16.871
69	0.996	1:20.771	69	0.776	1:17.129	4	0.373	1:17.900	69	0.890	1:19.007	69	0.754	1:16.858
56	1.268	1:20.396	56	1.012	1:17.093	10	0.731	1:17.566	56	1.323	1:18.535	56	1.487	1:17.158
10	1.613	1:21.819	10	1.175	1:16.911	56	1.018	1:18.016	1	1.429	1:18.538	58	2.363	1:17.881
1	1.941	1:20.057	1	1.374	1:16.782	1	1.121	1:17.757	58	1.476	1:19.706	1	2.693	1:18.258
22	2.115	1:21.027	22	1.710	1:16.944	22	1.475	1:17.775	22	3.706	1:20.461	11	7.311	1:18.661
7	2.480	1:21.082	7	2.872	1:17.741	11	5.545	1:18.944	11	5.644	1:18.329	22	7.339	1:20.627
5	3.379	1:21.263	11	4.611	1:18.138	3	5.936	1:18.944	3	6.440	1:18.734	3	8.341	1:18.895
42	3.630	1:20.992	3	5.002	1:18.336	42	7.793	1:20.365	42	8.757	1:19.194	42	10.490	1:18.727
11	3.822	1:21.833	42	5.438	1:19.157	76	8.556	1:20.123	76	9.596	1:19.270	76	11.373	1:18.771
3	4.015	1:21.269	5	5.624	1:19.594	5	9.525	1:21.911	7	10.593	1:18.955	7	12.157	1:18.558
76	4.694	1:21.062	76	6.443	1:19.098	7	9.868	1:25.006	5	10.813	1:19.518	5	13.505	1:19.686
87	5.444	1:22.252	96	15.081	1:22.091	96	18.494	1:21.423	96	22.858	1:22.594	96	28.788	1:22.924
46	5.618	1:21.570	90	18.479	1:25.108	90	22.777	1:22.308	90	27.188	1:22.641	90	31.937	1:21.743
18	6.082	1:21.873	87	26.518	1:38.423	87	32.512	1:24.004	18	36.951	1:22.376	18	41.825	1:21.868
96	10.339	1:25.775	18	29.197	1:40.464	18	32.805	1:21.618	87	37.200	1:22.918	87	42.188	1:21.982
90	10.720	1:26.263	46	42.600	1:54.331	46	45.604	1:21.014	46	47.975	1:20.601	46	51.752	1:20.771

# British Formula Ford Championship

## RACE 4 - LAP CHART

Lap 6			Lap 7			Lap 8			Lap 9			Lap 10		
No	Behind	Laptime	No	Behind	Laptime	No	Behind	Laptime	No	Behind	Laptime	No	Behind	Laptime
4		1:16.511	4		1:16.386	4		1:16.782	4		1:16.611	4		1:17.529
10	0.341	1:16.583	69	0.586	1:16.358	69	0.367	1:16.563	69	0.484	1:16.728	69	0.123	1:17.168
69	0.614	1:16.371	10	0.736	1:16.781	10	0.775	1:16.821	10	1.219	1:17.055	10	0.858	1:17.168
56	1.976	1:17.000	56	2.538	1:16.948	56	3.251	1:17.495	56	4.317	1:17.677	56	4.628	1:17.840
58	3.213	1:17.361	58	4.497	1:17.670	58	5.637	1:17.922	58	7.140	1:18.114	58	7.579	1:17.968
1	3.581	1:17.399	1	4.698	1:17.503	1	5.863	1:17.947	1	7.447	1:18.195	1	7.973	1:18.055
11	9.253	1:18.453	11	11.266	1:18.399	11	12.860	1:18.376	11	14.739	1:18.490	11	15.516	1:18.306
3	10.938	1:19.108	42	15.599	1:19.092	42	18.206	1:19.389	42	20.581	1:18.986	42	21.956	1:18.904
42	12.893	1:18.914	76	16.860	1:19.133	7	19.480	1:19.214	7	20.877	1:18.008	7	22.377	1:19.029
76	14.113	1:19.251	7	17.048	1:18.943	76	19.978	1:19.900	76	22.506	1:19.139	76	24.068	1:19.091
7	14.491	1:18.845	5	18.726	1:18.818	5	21.119	1:19.175	5	23.148	1:18.640	5	24.539	1:18.920
5	16.294	1:19.300	3	21.170	1:26.618	3	31.843	1:27.455	3	39.433	1:24.201	3	45.331	1:23.427
22	16.968	1:26.140	96	37.174	1:20.539	96	41.644	1:21.252	96	46.220	1:21.187	96	50.277	1:21.586
96	33.021	1:20.744	90	43.243	1:22.164	90	49.373	1:22.912	90	54.841	1:22.079	90	59.539	1:22.227
90	37.465	1:22.039	18	50.350	1:20.713	18	54.039	1:20.471	18	57.820	1:20.392	18	1:00.697	1:20.406
18	46.023	1:20.709	87	50.703	1:20.687	87	54.858	1:20.937	87	58.654	1:20.407	87	1:01.819	1:20.694
87	46.402	1:20.725	46	58.207	1:19.565	46	1:01.302	1:19.877	46	1:04.394	1:19.703	46	1:06.554	1:19.689
46	55.028	1:19.787												

# British Formula Ford Championship

## RACE 4 - LAP CHART

Lap 11			Lap 12			Lap 13			Lap 14		
No	Behind	Laptime	No	Behind	Laptime	No	Behind	Laptime	No	Behind	Laptime
4		1:17.114	4		1:16.788	4		1:16.948	4		1:17.388
69	0.138	1:17.129	69	1.861	1:18.511	69	1.583	1:16.670	69	2.237	1:18.042
10	0.994	1:17.250	10	1.979	1:17.773	10	2.713	1:17.682	10	3.153	1:17.828
56	5.124	1:17.610	56	6.511	1:18.175	56	7.727	1:18.164	56	8.824	1:18.485
58	8.732	1:18.267	58	9.949	1:18.005	58	11.303	1:18.302	46	1 LAP	1:33.051
1	8.837	1:17.978	1	10.265	1:18.216	1	11.413	1:18.096	58	12.009	1:18.094
11	17.150	1:18.748	11	19.143	1:18.781	11	20.410	1:18.215	1	12.385	1:18.360
7	24.043	1:18.780	7	26.087	1:18.832	7	28.216	1:19.077	11	22.347	1:19.325
42	24.260	1:19.418	42	26.803	1:19.331	42	28.755	1:18.900	7	30.321	1:19.493
76	26.231	1:19.277	76	28.599	1:19.156	76	30.994	1:19.343	42	30.471	1:19.104
5	27.131	1:19.706	5	29.477	1:19.134	5	31.208	1:18.679	5	31.908	1:18.088
3	52.501	1:24.284	96	58.341	1:20.949	96	1:03.375	1:21.982	76	32.342	1:18.736
96	54.180	1:21.017	3	59.003	1:23.290	3	1:04.934	1:22.879	96	1:07.204	1:21.217
90	1:04.166	1:21.741	18	1:09.619	1:22.061	18	1:12.890	1:20.219	3	1:10.314	1:22.768
18	1:04.346	1:20.763	87	1:10.110	1:21.685	87	1:13.249	1:20.087	18	1:16.334	1:20.832
87	1:05.213	1:20.508	90	1:10.998	1:23.620	90	1:16.311	1:22.261	87	1:16.872	1:21.011
46	1:09.711	1:20.271	46	1:12.404	1:19.481				90	1:21.083	1:22.160

# British Formula Ford Championship

## RACE 4 - SECTOR ANALYSIS

<b>1</b>	<b>Marc MURRAY</b> Jamun Racing Services										
1-	49.299	136.1	30.758	105.8	1:20.057	8-	47.186	135.3	30.761	106.0	1:17.947
2-	<b>46.862</b>	136.7	<b>29.920</b>	<b>107.0</b>	<b>1:16.782</b>	9-	47.380	136.1	30.815	104.9	1:18.195
3-	47.138	135.6	30.619	<b>107.0</b>	1:17.757	10-	47.509	133.4	30.546	106.0	1:18.055
4-	47.291	<b>137.5</b>	31.247	103.2	1:18.538	11-	47.333	133.9	30.645	106.0	1:17.978
5-	47.780	137.0	30.478	106.0	1:18.258	12-	47.583	132.9	30.633	105.4	1:18.216
6-	47.008	135.8	30.391	106.2	1:17.399	13-	47.448	134.2	30.648	104.7	1:18.096
7-	47.119	135.8	30.384	106.2	1:17.503	14-	47.879	134.8	30.481	105.4	1:18.360
<b>3</b>	<b>Sarah PLAYFAIR</b> Jamun Racing Services										
1-	49.975	135.3	31.294	<b>106.5</b>	1:21.269	8-	51.476	111.8	35.979	101.2	1:27.455
2-	47.459	<b>139.2</b>	<b>30.877</b>	106.2	<b>1:18.336</b>	9-	49.549	115.5	34.652	105.8	1:24.201
3-	<b>47.407</b>	135.3	31.537	104.5	1:18.944	10-	48.922	117.9	34.505	105.2	1:23.427
4-	47.724	135.0	31.010	105.7	1:18.734	11-	49.583	112.0	34.701	105.4	1:24.284
5-	47.603	134.8	31.292	106.0	1:18.895	12-	49.336	116.3	33.954	106.2	1:23.290
6-	47.861	133.9	31.247	105.8	1:19.108	13-	49.147	117.7	33.732	105.7	1:22.879
7-	49.890	105.4	36.728	99.9	1:26.618	14-	48.813	117.7	33.955	105.4	1:22.768
<b>4</b>	<b>Callum MACLEOD</b> Jamun Racing Services										
1-	50.584	135.6	30.685	105.0	1:21.269	9-	46.733	133.7	29.878	104.0	1:16.611
2-	46.723	135.8	30.652	106.0	1:17.375	10-	46.730	133.7	30.799	104.2	1:17.529
3-	47.451	135.3	30.449	<b>107.4</b>	1:17.900	11-	47.009	133.7	30.105	105.0	1:17.114
4-	47.312	<b>137.0</b>	30.545	104.5	1:17.857	12-	46.711	132.6	30.077	105.2	1:16.788
5-	46.766	133.7	30.228	105.2	1:16.994	13-	46.823	133.4	30.125	105.2	1:16.948
6-	<b>46.550</b>	133.4	29.961	105.5	1:16.511	14-	46.991	133.2	30.397	105.4	1:17.388
7-	46.612	133.7	<b>29.774</b>	105.0	<b>1:16.386</b>	15-	1:05.065	88.5	In		1:50.469P
8-	46.605	133.9	30.177	105.2	1:16.782						
<b>5</b>	<b>Takashi NAGASE</b> Fluid Motorsport Development Ltd										
1-	50.213	132.4	31.050	102.9	1:21.263	8-	47.774	132.6	31.401	104.2	1:19.175
2-	<b>47.663</b>	132.6	31.931	<b>106.5</b>	1:19.594	9-	47.872	130.3	30.768	105.4	1:18.640
3-	48.482	132.1	33.429	102.6	1:21.911	10-	48.089	130.8	30.831	103.1	1:18.920
4-	48.196	131.3	31.322	105.4	1:19.518	11-	48.183	130.8	31.523	102.9	1:19.706
5-	48.730	131.3	30.956	103.4	1:19.686	12-	48.291	131.6	30.843	104.7	1:19.134
6-	48.145	132.1	31.155	104.9	1:19.300	13-	47.888	131.1	30.791	105.4	1:18.679
7-	47.832	132.1	30.986	105.0	1:18.818	14-	47.695	<b>133.2</b>	<b>30.393</b>	104.5	<b>1:18.088</b>
<b>7</b>	<b>Marcus WELLER</b> Fluid Motorsport Development										
1-	50.525	133.7	<b>30.557</b>	<b>105.7</b>	1:21.082	8-	48.620	130.1	30.594	103.7	1:19.214
2-	<b>46.998</b>	<b>135.0</b>	30.743	102.8	<b>1:17.741</b>	9-	47.367	132.1	30.641	<b>105.7</b>	1:18.008
3-	47.453	130.6	37.553	95.7	1:25.006	10-	48.226	130.1	30.803	<b>105.7</b>	1:19.029
4-	48.382	133.2	30.573	104.2	1:18.955	11-	47.920	132.1	30.860	102.6	1:18.780
5-	47.615	130.8	30.943	104.5	1:18.558	12-	48.071	128.8	30.761	103.9	1:18.832
6-	47.341	133.4	31.504	104.9	1:18.845	13-	48.251	129.1	30.826	103.1	1:19.077
7-	47.697	132.9	31.246	105.5	1:18.943	14-	47.950	130.8	31.543	102.3	1:19.493
<b>10</b>	<b>James NASH</b> Kevin Mills Racing										
1-	50.333	133.7	31.486	106.0	1:21.819	8-	46.939	133.7	<b>29.882</b>	106.4	1:16.821
2-	46.753	<b>135.3</b>	30.158	106.0	1:16.911	9-	46.863	132.4	30.192	105.7	1:17.055
3-	47.192	129.6	30.374	106.5	1:17.566	10-	46.932	132.4	30.236	105.7	1:17.168
4-	47.180	134.8	30.711	104.5	1:17.891	11-	47.100	133.7	30.150	106.4	1:17.250
5-	46.829	133.4	30.042	106.0	1:16.871	12-	47.314	132.6	30.459	<b>107.4</b>	1:17.773
6-	<b>46.622</b>	133.7	29.961	106.7	<b>1:16.583</b>	13-	47.242	133.4	30.440	106.0	1:17.682
7-	46.758	133.4	30.023	106.9	1:16.781	14-	47.231	133.4	30.597	105.0	1:17.828
<b>11</b>	<b>David BROWN</b> Kevin Mills Racing										
1-	50.076	<b>135.0</b>	31.757	<b>107.2</b>	1:21.833	8-	47.615	130.8	30.761	105.0	1:18.376
2-	47.550	132.1	<b>30.588</b>	104.9	<b>1:18.138</b>	9-	47.607	131.1	30.883	105.0	1:18.490
3-	47.423	130.6	31.521	103.4	1:18.944	10-	47.669	131.1	30.637	105.7	1:18.306
4-	<b>47.297</b>	132.9	31.032	104.5	1:18.329	11-	47.767	132.1	30.981	104.2	1:18.748
5-	47.429	132.4	31.232	103.2	1:18.661	12-	47.833	131.3	30.948	105.2	1:18.781
6-	47.475	130.6	30.978	104.2	1:18.453	13-	47.577	131.3	30.638	105.4	1:18.215
7-	47.483	130.1	30.916	105.2	1:18.399	14-	47.993	129.6	31.332	97.4	1:19.325

Thruxton  
Circuit Length = 2.3560 miles  
Start: 09:00 End: 09:21

Weather / Track : Bright / Dry

# British Formula Ford Championship

## RACE 4 - SECTOR ANALYSIS

<b>18</b>	<b>Phillippe LAYAC</b>		Avenues Race Engineering								
1-	50.277	<b>133.2</b>	31.596	<b>104.4</b>	1:21.873	8-	48.483	129.8	31.988	102.3	1:20.471
2-	1:07.188	95.1	33.276	100.3	1:40.464	9-	48.798	128.8	31.594	102.6	1:20.392
3-	<b>48.380</b>	131.1	33.238	99.7	1:21.618	10-	48.782	129.6	31.624	102.1	1:20.406
4-	49.345	130.3	33.031	100.5	1:22.376	11-	48.988	128.3	31.775	102.9	1:20.763
5-	49.568	125.0	32.300	101.8	1:21.868	12-	50.565	128.8	<b>31.496</b>	102.0	1:22.061
6-	49.050	127.1	31.659	102.6	1:20.709	13-	48.722	129.6	31.497	102.3	<b>1:20.219</b>
7-	48.647	129.1	32.066	102.1	1:20.713	14-	49.104	126.6	31.728	101.4	1:20.832
<b>22</b>	<b>Jay BRIDGER</b>		Fluid Motorsport Development								
1-	49.849	134.8	31.178	106.0	1:21.027	4-	48.654	129.3	31.807	97.8	1:20.461
2-	<b>46.954</b>	<b>135.0</b>	<b>29.990</b>	<b>106.4</b>	<b>1:16.944</b>	5-	48.659	123.8	31.968	97.3	1:20.627
3-	47.258	133.9	30.517	105.2	1:17.775	6-	50.900	120.9	In		1:26.140P
<b>42</b>	<b>Adrian CAMPFIELD</b>		Celre Racing								
1-	49.992	132.6	31.000	<b>105.5</b>	1:20.992	8-	48.071	130.8	31.318	103.7	1:19.389
2-	<b>47.633</b>	<b>135.0</b>	31.524	105.4	1:19.157	9-	47.985	130.6	31.001	103.7	1:18.986
3-	48.552	131.8	31.813	103.2	1:20.365	10-	47.932	131.3	30.972	102.9	1:18.904
4-	48.043	132.1	31.151	104.2	1:19.194	11-	47.920	131.3	31.498	105.2	1:19.418
5-	47.642	132.4	31.085	104.5	<b>1:18.727</b>	12-	48.276	133.7	31.055	104.5	1:19.331
6-	47.712	131.3	31.202	104.7	1:18.914	13-	48.020	132.4	<b>30.880</b>	104.7	1:18.900
7-	47.764	132.4	31.328	103.6	1:19.092	14-	47.961	132.9	31.143	105.2	1:19.104
<b>46</b>	<b>Jamie JARDINE</b>		ACER Motorsport								
1-	49.689	<b>132.6</b>	31.881	103.7	1:21.570	8-	48.371	129.1	31.506	103.6	1:19.877
2-	1:21.163	98.8	33.168	102.3	1:54.331	9-	48.583	129.8	31.120	104.0	1:19.703
3-	48.782	127.6	32.232	103.1	1:21.014	10-	48.580	129.8	<b>31.109</b>	<b>104.4</b>	1:19.689
4-	49.009	128.8	31.592	103.7	1:20.601	11-	48.489	129.3	31.782	103.4	1:20.271
5-	49.139	128.3	31.632	103.9	1:20.771	12-	48.292	130.8	31.189	102.5	<b>1:19.481</b>
6-	48.494	128.6	31.293	104.2	1:19.787	13-	<b>48.143</b>	131.8	44.908	95.9	1:33.051
7-	48.370	129.6	31.195	103.9	1:19.565						
<b>56</b>	<b>Steve ROBERTS</b>		Kevin Mills Racing								
1-	49.733	135.3	30.663	<b>106.7</b>	1:20.396	8-	47.090	133.4	30.405	104.9	1:17.495
2-	<b>46.695</b>	135.3	30.398	105.8	1:17.093	9-	47.096	131.8	30.581	104.5	1:17.677
3-	47.270	132.6	30.746	106.0	1:18.016	10-	47.318	132.9	30.522	104.5	1:17.840
4-	47.250	<b>135.6</b>	31.285	101.7	1:18.535	11-	47.275	131.6	30.335	104.9	1:17.610
5-	47.070	134.5	<b>30.088</b>	105.2	1:17.158	12-	47.521	132.9	30.654	105.0	1:18.175
6-	46.772	134.2	30.228	104.2	1:17.000	13-	47.539	132.1	30.625	104.0	1:18.164
7-	46.749	133.4	30.199	104.7	<b>1:16.948</b>	14-	47.472	131.3	31.013	104.0	1:18.485
<b>58</b>	<b>Linton STUTELEY</b>		Getem Racing/thebigcoldturkey.com								
1-	50.526	133.9	30.546	103.9	1:21.072	8-	47.200	133.9	30.722	104.4	1:17.922
2-	47.057	133.4	<b>30.292</b>	104.0	<b>1:17.349</b>	9-	47.472	133.4	30.642	102.9	1:18.114
3-	47.562	132.6	30.448	103.7	1:18.010	10-	47.351	132.9	30.617	104.0	1:17.968
4-	47.577	131.1	32.129	102.5	1:19.706	11-	47.472	132.6	30.795	104.2	1:18.267
5-	47.499	<b>135.8</b>	30.382	<b>104.9</b>	1:17.881	12-	47.507	132.6	30.498	104.5	1:18.005
6-	<b>47.032</b>	134.5	30.329	<b>104.9</b>	1:17.361	13-	47.514	132.6	30.788	103.4	1:18.302
7-	47.300	133.7	30.370	104.4	1:17.670	14-	47.635	133.2	30.459	103.7	1:18.094
<b>69</b>	<b>Nick TANDY</b>		JTR								
1-	50.243	134.5	30.528	106.0	1:20.771	8-	46.650	133.7	29.913	106.0	1:16.563
2-	46.606	134.5	30.523	106.0	1:17.129	9-	46.725	133.9	30.003	105.0	1:16.728
3-	46.894	133.9	30.453	106.5	1:17.347	10-	46.811	133.2	30.357	104.5	1:17.168
4-	47.471	132.4	31.536	104.2	1:19.007	11-	47.178	135.0	29.951	<b>106.9</b>	1:17.129
5-	46.807	133.9	30.051	105.8	1:16.858	12-	48.247	<b>135.6</b>	30.264	105.5	1:18.511
6-	<b>46.553</b>	134.5	29.818	106.2	1:16.371	13-	46.758	133.2	29.912	105.7	1:16.670
7-	46.674	<b>135.6</b>	<b>29.684</b>	105.8	<b>1:16.358</b>	14-	46.843	132.1	31.199	104.9	1:18.042
<b>76</b>	<b>Freddie HUNT</b>		JTR								
1-	49.443	<b>134.8</b>	31.619	105.4	1:21.062	8-	48.948	132.1	30.952	105.7	1:19.900
2-	47.595	128.1	31.503	104.5	1:19.098	9-	48.368	129.8	<b>30.771</b>	105.0	1:19.139
3-	48.174	131.8	31.949	104.7	1:20.123	10-	48.113	132.4	30.978	103.1	1:19.091

Thruxton  
 Circuit Length = 2.3560 miles  
 Start: 09:00 End: 09:21

Weather / Track : Bright / Dry

# British Formula Ford Championship

## RACE 4 - SECTOR ANALYSIS

4-	47.820	133.2	31.450	105.8	1:19.270	11-	47.952	131.3	31.325	104.9	1:19.277
5-	47.971	131.3	30.800	105.5	1:18.771	12-	48.082	131.6	31.074	105.2	1:19.156
6-	<b>47.517</b>	132.6	31.734	105.2	1:19.251	13-	48.213	132.1	31.130	105.2	1:19.343
7-	47.674	131.3	31.459	104.2	1:19.133	14-	47.644	132.1	31.092	<b>106.2</b>	<b>1:18.736</b>
<b>87</b>	<b>Roger ORGEE</b>					<b>Marque Cars</b>					
1-	49.854	<b>133.7</b>	32.398	<b>102.5</b>	1:22.252	8-	48.773	127.3	32.164	101.2	1:20.937
2-	1:03.391	106.5	35.032	98.3	1:38.423	9-	48.685	127.1	31.722	101.1	1:20.407
3-	50.136	124.7	33.868	91.3	1:24.004	10-	48.608	128.8	32.086	100.2	1:20.694
4-	49.555	125.4	33.363	99.0	1:22.918	11-	48.818	128.3	31.690	98.4	1:20.508
5-	49.416	125.0	32.566	99.7	1:21.982	12-	49.427	124.0	32.258	100.6	1:21.685
6-	48.964	126.9	31.761	100.2	1:20.725	13-	48.732	128.1	<b>31.355</b>	101.7	<b>1:20.087</b>
7-	<b>48.554</b>	128.8	32.133	101.1	1:20.687	14-	48.838	124.5	32.173	99.6	1:21.011
<b>90</b>	<b>Kouroush KHANI</b>					<b>GW Racing</b>					
1-	52.346	124.0	33.917	<b>99.6</b>	1:26.263	8-	49.444	125.4	33.468	98.1	1:22.912
2-	51.309	118.4	33.799	97.7	1:25.108	9-	49.552	125.2	32.527	98.4	1:22.079
3-	49.349	126.4	32.959	98.5	1:22.308	10-	49.255	127.1	32.972	97.5	1:22.227
4-	49.846	124.0	32.795	98.4	1:22.641	11-	49.291	126.1	32.450	98.5	<b>1:21.741</b>
5-	49.205	127.6	32.538	99.0	1:21.743	12-	51.312	<b>129.3</b>	<b>32.308</b>	<b>99.6</b>	1:23.620
6-	49.381	124.3	32.658	99.4	1:22.039	13-	<b>48.971</b>	127.8	33.290	97.0	1:22.261
7-	49.455	126.4	32.709	98.4	1:22.164	14-	49.760	126.9	32.400	98.8	1:22.160
<b>96</b>	<b>Jason DOWN</b>					<b>Getem Racing</b>					
1-	52.338	123.6	33.437	101.8	1:25.775	8-	48.671	128.8	32.581	101.4	1:21.252
2-	49.686	125.7	32.405	101.1	1:22.091	9-	48.735	129.8	32.452	102.3	1:21.187
3-	49.036	<b>130.6</b>	32.387	101.2	1:21.423	10-	48.814	129.3	32.772	101.7	1:21.586
4-	49.530	127.3	33.064	97.7	1:22.594	11-	48.759	129.3	32.258	<b>102.9</b>	1:21.017
5-	50.022	129.1	32.902	101.2	1:22.924	12-	48.929	129.8	32.020	102.3	1:20.949
6-	48.825	130.1	<b>31.919</b>	101.7	1:20.744	13-	49.579	129.1	32.403	101.7	1:21.982
7-	<b>48.597</b>	<b>130.6</b>	31.942	100.6	<b>1:20.539</b>	14-	48.822	<b>130.6</b>	32.395	101.7	1:21.217

# British Formula Ford Championship

## RACE 4 - BEST SECTORS

SECTOR 1			SECTOR 2			IDEAL / BEST COMPARISON						
POS	NO	NAME	TIME	NO	NAME	TIME	POS	NO	NAME	IDEAL	BEST	DIFF
1	4	MACLEOD	46.550	69	TANDY	29.684	1	69	TANDY	1:16.237	1:16.358	0.121
2	69	TANDY	46.553	4	MACLEOD	29.774	2	4	MACLEOD	1:16.324	1:16.386	0.062
3	10	NASH	46.622	10	NASH	29.882	3	10	NASH	1:16.504	1:16.583	0.079
4	56	ROBERTS	46.695	1	MURRAY	29.920	4	1	MURRAY	1:16.782	1:16.782	0.000
5	1	MURRAY	46.862	22	BRIDGER	29.990	5	56	ROBERTS	1:16.783	1:16.948	0.165
6	22	BRIDGER	46.954	56	ROBERTS	30.088	6	22	BRIDGER	1:16.944	1:16.944	0.000
7	7	WELLER	46.998	58	STUTELEY	30.292	7	58	STUTELEY	1:17.324	1:17.349	0.025
8	58	STUTELEY	47.032	5	NAGASE	30.393	8	7	WELLER	1:17.555	1:17.741	0.186
9	11	BROWN	47.297	7	WELLER	30.557	9	11	BROWN	1:17.885	1:18.138	0.253
10	3	PLAYFAIR	47.407	11	BROWN	30.588	10	5	NAGASE	1:18.056	1:18.088	0.032
11	76	HUNT	47.517	76	HUNT	30.771	11	3	PLAYFAIR	1:18.284	1:18.336	0.052
12	42	CAMPFIELD	47.633	3	PLAYFAIR	30.877	12	76	HUNT	1:18.288	1:18.736	0.448
13	5	NAGASE	47.663	42	CAMPFIELD	30.880	13	42	CAMPFIELD	1:18.513	1:18.727	0.214
14	46	JARDINE	48.143	46	JARDINE	31.109	14	46	JARDINE	1:19.252	1:19.481	0.229
15	18	LAYAC	48.380	87	ORGEE	31.355	15	18	LAYAC	1:19.876	1:20.219	0.343
16	87	ORGEE	48.554	18	LAYAC	31.496	16	87	ORGEE	1:19.909	1:20.087	0.178
17	96	DOWN	48.597	96	DOWN	31.919	17	96	DOWN	1:20.516	1:20.539	0.023
18	90	KHANI	48.971	90	KHANI	32.308	18	90	KHANI	1:21.279	1:21.741	0.462
<b>Perfect lap</b>										<b>1:16.234</b>		

# British Formula Ford Championship

## RACE 4 - SPEED TRAPS

SECTOR 1				SECTOR 2			FINISH LINE			
POS	NO	NAME	MPH	NO	NAME	MPH	NO	NAME	MPH	
1	3	Sarah PLAYFAIR	139.2				4	Callum MACLEOD	107.4	
2	1	Marc MURRAY	137.5				10	James NASH	107.4	
3	4	Callum MACLEOD	137.0				11	David BROWN	107.2	
4	58	Linton STUTELEY	135.8				1	Marc MURRAY	107.0	
5	56	Steve ROBERTS	135.6				69	Nick TANDY	106.9	
6	69	Nick TANDY	135.6				56	Steve ROBERTS	106.7	
7	10	James NASH	135.3				3	Sarah PLAYFAIR	106.5	
8	7	Marcus WELLER	135.0				5	Takashi NAGASE	106.5	
9	11	David BROWN	135.0				22	Jay BRIDGER	106.4	
10	22	Jay BRIDGER	135.0				76	Freddie HUNT	106.2	
11	42	Adrian CAMPFIELD	135.0				7	Marcus WELLER	105.7	
12	76	Freddie HUNT	134.8				42	Adrian CAMPFIELD	105.5	
13	87	Roger ORGEE	133.7				58	Linton STUTELEY	104.9	
14	5	Takashi NAGASE	133.2				18	Phillippe LAYAC	104.4	
15	18	Phillippe LAYAC	133.2				46	Jamie JARDINE	104.4	
16	46	Jamie JARDINE	132.6				96	Jason DOWN	102.9	
17	96	Jason DOWN	130.6				87	Roger ORGEE	102.5	
18	90	Kouroush KHANI	129.3				90	Kouroush KHANI	99.6	

Weather / Track : Bright / Dry


www.msttiming.com

Thruxton  
Circuit Length = 2.3560 miles  
Start: 09:00 End: 09:21

Printed - 09.22 Sunday, 26 August 2007

# British Formula Ford Championship

## RACE 9 - GRID

ROW 10	75 Elliott MASON	22 Jay BRIDGER
ROW 9	46 Jamie JARDINE	90 Kouroush KHANI
ROW 8	87 Roger ORGEE	18 Phillippe LAYAC
ROW 7	3 Sarah PLAYFAIR	96 Jason DOWN
ROW 6	76 Freddie HUNT	5 Takashi NAGASE
ROW 5	42 Adrian CAMPFIELD	7 Marcus WELLER
ROW 4	11 David BROWN	1 Marc MURRAY
ROW 3	58 Linton STUTELEY	56 Steve ROBERTS
ROW 2	10 James NASH	69 Nick TANDY
ROW 1	4 Callum MACLEOD	
<b>Pole</b>		
		

Thruxton  
Circuit Length = 2.3560 miles

Weather / Track : Bright / Dry

**These results are provisional until the conclusion of any judicial and technical matters.**

Clerk of Course :

Timekeeper :

# British Formula Ford Championship

## RACE 9 - CLASSIFICATION

POS	NO	CL	DRIVER / TEAM	CAR	LAPS	TIME	GAP	DIFF	MPH	BEST	ON
1	4	C	<b>Callum MACLEOD</b> Jamun Racing Services	Mygale SJ07	14	18:13.319			108.60	1:17.011	2
2	69	C	<b>Nick TANDY</b> JTR	Ray GRS07	14	18:13.531	0.212	0.212	108.58	1:17.069	4
3	56	C	<b>Steve ROBERTS</b> Kevin Mills Racing	Van Diemen DP07	14	18:15.328	2.009	1.797	108.40	1:17.161	3
4	10	C	<b>James NASH</b> Kevin Mills Racing	Van Diemen DP07	14	18:17.591	4.272	2.263	108.18	1:17.577	2
5	1	C	<b>Marc MURRAY</b> Jamun Racing Services	Van Diemen 06	14	18:20.775	7.456	3.184	107.87	1:17.347	2
6	58	C	<b>Linton STUTELEY</b> Getem Racing/thebigcoldturkey.com	Mygale 06	14	18:23.964	10.645	3.189	107.55	1:17.569	3
7	3	C	<b>Sarah PLAYFAIR</b> Jamun Racing Services	Mygale SJ07	14	18:36.166	22.847	12.202	106.38	1:18.845	12
8	7	C	<b>Marcus WELLER</b> Fluid Motorsport Development	Van Diemen 06	14	18:37.733	24.414	1.567	106.23	1:18.263	3
9	11	C	<b>David BROWN</b> Kevin Mills Racing	Van Diemen DP07	14	18:39.318	25.999	1.585	106.08	1:18.052	2
10	42	C	<b>Adrian CAMPFIELD</b> Celre Racing	Mygale 06	14	18:41.631	28.312	2.313	105.86	1:18.859	8
11	87	C	<b>Roger ORGEE</b> Marque Cars	Ray GRS07	14	18:55.501	42.182	13.870	104.57	1:19.732	6
12	96	C	<b>Jason DOWN</b> Getem Racing	Getem 06	14	18:58.319	45.000	2.818	104.31	1:19.723	5
13	46	C	<b>Jamie JARDINE</b> ACER Motorsport	Ray GRS07	14	19:02.616	49.297	4.297	103.92	1:19.890	7
14	18	C	<b>Phillippe LAYAC</b> Avenues Race Engineering	Ray GRS07	14	19:02.827	49.508	0.211	103.90	1:19.953	6
15	5	C	<b>Takashi NAGASE</b> Fluid Motorsport Development Ltd	Van Diemen 06	14	19:03.793	50.474	0.966	103.81	1:18.801	6
16	90	S	<b>Kouroush KHANI</b> GW Racing	Van Diemen RF98	14	19:36.753	1:23.434	32.960	100.90	1:21.918	3
NOT CLASSIFIED											
DNF	76	C	<b>Freddie HUNT</b> JTR	Ray GRS07	4	5:23.029	10 laps	10 laps	105.02	1:18.592	4
DNF	22	C	<b>Jay BRIDGER</b> Fluid Motorsport Development	Mygale SJ07	4	5:23.353	10 laps	0.324	104.92	1:18.233	2
NOT CLASSIFIED											
DNF	75	G	<b>Elliott MASON</b> JTR	Ray GRS07	8	10:52.296	6 laps	0.000	104.02	1:19.265	8
FASTEST LAP											
	4	C	<b>Callum MACLEOD</b> Jamun Racing Services	Mygale SJ07	2	1:17.011		110.13 mph		177.24 kph	
	90	S	<b>Kouroush KHANI</b> GW Racing	Van Diemen RF98	3	1:21.918		103.53 mph		166.62 kph	
	75	G	<b>Elliott MASON</b> JTR	Ray GRS07	8	1:19.265		107.00 mph		172.20 kph	

Weather / Track : Bright / Dry

These results are provisional until the conclusion of any judicial and technical matters.

Thruxton  
Circuit Length = 2.3560 miles  
Start: 15:22 End: 15:42

Clerk of Course :

Timekeeper :

# British Formula Ford Championship

## RACE 9 - LAP CHART

Lap 1			Lap 2			Lap 3			Lap 4			Lap 5		
No	Behind	Laptime	No	Behind	Laptime	No	Behind	Laptime	No	Behind	Laptime	No	Behind	Laptime
4		1:21.043	4		1:17.011	4		1:17.542	69		1:17.069	4		1:17.089
69	0.172	1:20.556	69	0.259	1:17.098	69	0.312	1:17.595	4	0.149	1:17.530	69	0.215	1:17.453
56	0.847	1:19.981	56	1.096	1:17.260	56	0.715	1:17.161	56	0.702	1:17.368	56	1.034	1:17.570
10	0.951	1:20.496	10	1.517	1:17.577	10	2.674	1:18.699	10	3.194	1:17.901	10	3.953	1:17.997
58	2.230	1:21.118	58	2.799	1:17.580	58	2.826	1:17.569	58	3.485	1:18.040	1	5.142	1:18.745
1	2.734	1:21.002	1	3.070	1:17.347	1	3.066	1:17.538	1	3.635	1:17.950	58	5.291	1:19.044
5	3.630	1:20.606	76	6.985	1:18.875	76	8.235	1:18.792	76	9.446	1:18.592	7	13.033	1:19.771
76	5.121	1:21.959	3	7.205	1:18.998	22	8.675	1:18.476	22	9.770	1:18.476	3	13.181	1:19.650
3	5.218	1:21.695	22	7.741	1:18.233	3	8.850	1:19.187	7	10.500	1:18.736	42	17.102	1:18.948
7	6.267	1:23.902	7	8.424	1:19.168	7	9.145	1:18.263	3	10.769	1:19.300	11	19.067	1:18.769
22	6.519	1:22.018	87	10.489	1:20.382	87	13.214	1:20.267	42	15.392	1:19.108	87	19.197	1:20.053
87	7.118	1:22.902	18	11.409	1:20.412	42	13.665	1:19.334	87	16.382	1:20.549	18	20.276	1:20.264
18	8.008	1:23.727	96	11.652	1:20.067	18	14.440	1:20.573	18	17.250	1:20.191	96	20.516	1:19.723
96	8.596	1:25.020	42	11.873	1:18.894	96	14.633	1:20.523	11	17.536	1:19.101	75	1 LAP	1:20.781
46	9.179	1:24.626	46	13.602	1:21.434	75	1 LAP	2:41.077	96	18.031	1:20.779	46	22.650	1:21.086
75	9.180	1:20.469	11	14.795	1:18.052	11	15.816	1:18.563	75	1 LAP	1:20.344	90	31.125	1:23.095
42	9.990	1:27.313	90	15.859	1:22.078	46	16.171	1:20.111	46	18.802	1:20.012	5	34.855	1:19.555
90	10.792	1:26.351	5	26.915	1:40.296	90	20.235	1:21.918	90	25.268	1:22.414			
11	13.754	1:31.723				5	29.351	1:19.978	5	32.538	1:20.568			

# British Formula Ford Championship

## RACE 9 - LAP CHART

Lap 6			Lap 7			Lap 8			Lap 9			Lap 10		
No	Behind	Laptime	No	Behind	Laptime	No	Behind	Laptime	No	Behind	Laptime	No	Behind	Laptime
4		1:17.846	69		1:18.138	4		1:17.718	4		1:17.790	4		1:17.320
69	0.200	1:17.831	4	0.276	1:18.614	69	0.286	1:18.280	69	0.133	1:17.637	69	0.610	1:17.797
56	1.067	1:17.879	56	0.629	1:17.900	56	0.991	1:18.356	56	1.183	1:17.982	56	2.183	1:18.320
10	4.160	1:18.053	10	3.761	1:17.939	10	3.835	1:18.068	10	3.937	1:17.892	10	4.790	1:18.173
1	5.173	1:17.877	1	4.711	1:17.876	1	4.928	1:18.211	1	5.293	1:18.155	1	6.109	1:18.136
58	5.549	1:18.104	58	5.295	1:18.084	58	5.475	1:18.174	58	6.253	1:18.568	58	7.583	1:18.650
7	14.806	1:19.619	3	16.016	1:19.252	3	17.412	1:19.390	3	18.473	1:18.851	3	20.117	1:18.964
3	15.102	1:19.767	7	16.324	1:19.856	7	17.857	1:19.527	7	18.928	1:18.861	7	20.516	1:18.908
42	18.603	1:19.347	42	19.640	1:19.375	42	20.505	1:18.859	11	21.794	1:18.748	11	23.369	1:18.895
11	20.059	1:18.838	11	20.514	1:18.793	11	20.836	1:18.316	42	22.325	1:19.610	42	23.907	1:18.902
87	21.083	1:19.732	87	23.256	1:20.511	18	24.936	1:18.516	87	28.200	1:20.473	87	31.838	1:20.958
18	22.383	1:19.953	18	24.414	1:20.369	87	25.517	1:20.255	96	30.633	1:21.127	96	34.191	1:20.878
96	23.126	1:20.456	96	24.835	1:20.047	96	27.296	1:20.455	46	34.122	1:22.410	46	39.129	1:22.327
75	1 LAP	1:20.282	75	1 LAP	1:19.718	75	1 LAP	1:19.265	18	37.930	1:30.784 P	18	41.004	1:20.394
46	25.381	1:20.577	46	26.933	1:19.890	46	29.502	1:20.563	5	41.956	1:19.880	5	44.355	1:19.719
90	35.533	1:22.254	5	37.675	1:20.203	5	39.866	1:20.185	90	52.640	1:23.275	90	58.539	1:23.219
5	35.810	1:18.801	90	41.936	1:24.741	90	47.155	1:23.213						

# British Formula Ford Championship

## RACE 9 - LAP CHART

Lap 11			Lap 12			Lap 13			Lap 14		
No	Behind	Laptime	No	Behind	Laptime	No	Behind	Laptime	No	Behind	Laptime
4		1:17.674	4		1:20.094	4		1:17.786	4		1:17.656
69	0.219	1:17.283	69	0.304	1:20.179	69	0.110	1:17.592	69	0.212	1:17.758
56	2.937	1:18.428	56	1.019	1:18.176	56	1.480	1:18.247	56	2.009	1:18.185
10	5.184	1:18.068	10	3.031	1:17.941	10	3.244	1:17.999	10	4.272	1:18.684
1	6.657	1:18.222	1	5.001	1:18.438	1	5.893	1:18.678	1	7.456	1:19.219
58	8.872	1:18.963	58	7.569	1:18.791	58	9.062	1:19.279	58	10.645	1:19.239
3	21.302	1:18.859	3	20.053	1:18.845	3	21.172	1:18.905	3	22.847	1:19.331
7	21.855	1:19.013	7	20.560	1:18.799	7	21.549	1:18.775	7	24.414	1:20.521
11	24.254	1:18.559	11	23.205	1:19.045	11	24.651	1:19.232	11	25.999	1:19.004
42	25.283	1:19.050	42	24.473	1:19.284	42	26.443	1:19.756	42	28.312	1:19.525
87	34.919	1:20.755	87	36.069	1:21.244	87	39.174	1:20.891	87	42.182	1:20.664
96	37.750	1:21.233	96	38.334	1:20.678	96	41.342	1:20.794	96	45.000	1:21.314
46	42.297	1:20.842	46	43.359	1:21.156	46	46.206	1:20.633	46	49.297	1:20.747
18	43.338	1:20.008	18	43.902	1:20.658	18	46.646	1:20.530	18	49.508	1:20.518
5	46.233	1:19.552	5	45.823	1:19.684	5	48.239	1:20.202	5	50.474	1:19.891
90	1:04.744	1:23.879	90	1:08.462	1:23.812	90	1:15.859	1:25.183	90	1:23.434	1:25.231

# British Formula Ford Championship

## RACE 9 - SECTOR ANALYSIS

<b>1</b>	<b>Marc MURRAY</b>		<b>Jamun Racing Services</b>								
1-	49.815	<b>135.6</b>	31.187	103.1	1:21.002	8-	47.500	134.5	30.711	104.7	1:18.211
2-	<b>47.093</b>	134.8	<b>30.254</b>	105.4	<b>1:17.347</b>	9-	47.563	134.2	30.592	104.5	1:18.155
3-	47.112	134.5	30.426	106.0	1:17.538	10-	47.647	133.7	30.489	104.5	1:18.136
4-	47.498	134.8	30.452	<b>106.7</b>	1:17.950	11-	47.682	134.5	30.540	105.0	1:18.222
5-	48.089	132.4	30.656	103.7	1:18.745	12-	47.712	133.4	30.726	104.4	1:18.438
6-	47.483	133.2	30.394	105.5	1:17.877	13-	47.671	133.4	31.007	103.7	1:18.678
7-	47.509	134.2	30.367	105.2	1:17.876	14-	48.148	131.8	31.071	104.2	1:19.219
<b>3</b>	<b>Sarah PLAYFAIR</b>		<b>Jamun Racing Services</b>								
1-	49.808	133.4	31.887	101.5	1:21.695	8-	48.219	133.9	31.171	103.2	1:19.390
2-	48.082	<b>136.7</b>	30.916	106.4	1:18.998	9-	47.915	133.9	30.936	103.9	1:18.851
3-	<b>47.678</b>	135.8	31.509	<b>106.5</b>	1:19.187	10-	47.905	132.9	31.059	104.5	1:18.964
4-	48.573	130.3	<b>30.727</b>	105.7	1:19.300	11-	47.893	133.9	30.966	104.5	1:18.859
5-	48.121	134.5	31.529	106.0	1:19.650	12-	48.041	132.4	30.804	104.2	<b>1:18.845</b>
6-	47.841	132.9	31.926	105.4	1:19.767	13-	47.976	133.4	30.929	104.9	1:18.905
7-	47.895	133.9	31.357	103.9	1:19.252	14-	48.218	133.4	31.113	104.4	1:19.331
<b>4</b>	<b>Callum MACLEOD</b>		<b>Jamun Racing Services</b>								
1-	50.838	134.5	30.205	104.7	1:21.043	8-	47.307	132.9	30.411	104.5	1:17.718
2-	47.002	132.6	30.009	105.4	<b>1:17.011</b>	9-	46.994	132.9	30.796	104.5	1:17.790
3-	47.715	<b>135.6</b>	<b>29.827</b>	104.5	1:17.542	10-	47.148	133.4	30.172	104.9	1:17.320
4-	<b>46.978</b>	132.1	30.552	<b>106.5</b>	1:17.530	11-	47.033	134.2	30.641	104.4	1:17.674
5-	47.107	135.0	29.982	105.7	1:17.089	12-	48.733	130.1	31.361	105.0	1:20.094
6-	47.290	132.6	30.556	105.4	1:17.846	13-	47.335	133.2	30.451	105.2	1:17.786
7-	47.119	131.8	31.495	105.8	1:18.614	14-	47.329	134.2	30.327	105.4	1:17.656
<b>5</b>	<b>Takashi NAGASE</b>		<b>Fluid Motorsport Development Ltd</b>								
1-	49.609	130.8	30.997	103.7	1:20.606	8-	48.528	128.8	31.657	103.4	1:20.185
2-	48.090	130.6	52.206	102.5	1:40.296	9-	48.560	130.6	31.320	103.6	1:19.880
3-	48.495	129.1	31.483	103.4	1:19.978	10-	48.635	128.1	31.084	103.9	1:19.719
4-	48.963	120.7	31.605	102.0	1:20.568	11-	48.296	131.3	31.256	103.9	1:19.552
5-	48.214	128.8	31.341	104.2	1:19.555	12-	48.243	131.6	31.441	102.3	1:19.684
6-	<b>47.821</b>	130.1	<b>30.980</b>	<b>104.5</b>	<b>1:18.801</b>	13-	48.500	128.1	31.702	102.0	1:20.202
7-	48.837	131.3	31.366	102.9	1:20.203	14-	48.462	<b>131.8</b>	31.429	103.6	1:19.891
<b>7</b>	<b>Marcus WELLER</b>		<b>Fluid Motorsport Development</b>								
1-	52.921	<b>133.7</b>	30.981	104.4	1:23.902	8-	48.449	132.4	31.078	104.2	1:19.527
2-	48.416	133.2	30.752	104.5	1:19.168	9-	47.994	131.3	30.867	103.9	1:18.861
3-	<b>47.584</b>	131.6	30.679	104.9	<b>1:18.263</b>	10-	48.059	132.1	30.849	104.7	1:18.908
4-	48.146	131.8	<b>30.590</b>	104.5	1:18.736	11-	48.228	131.6	30.785	104.9	1:19.013
5-	48.677	131.1	31.094	102.9	1:19.771	12-	47.915	130.6	30.884	104.2	1:18.799
6-	47.993	128.6	31.626	102.9	1:19.619	13-	48.110	131.8	30.665	<b>105.4</b>	1:18.775
7-	48.212	130.1	31.644	104.7	1:19.856	14-	49.407	131.6	31.114	102.3	1:20.521
<b>10</b>	<b>James NASH</b>		<b>Kevin Mills Racing</b>								
1-	49.857	<b>133.7</b>	30.639	105.5	1:20.496	8-	47.590	131.6	30.478	104.9	1:18.068
2-	47.233	132.9	<b>30.344</b>	<b>106.0</b>	<b>1:17.577</b>	9-	47.379	131.6	30.513	104.5	1:17.892
3-	<b>47.212</b>	132.4	31.487	102.9	1:18.699	10-	47.715	131.3	30.458	104.7	1:18.173
4-	47.402	131.1	30.499	105.0	1:17.901	11-	47.566	132.4	30.502	105.2	1:18.068
5-	47.407	130.8	30.590	104.9	1:17.997	12-	47.510	131.1	30.431	105.2	1:17.941
6-	47.496	130.1	30.557	104.9	1:18.053	13-	47.510	132.1	30.489	105.4	1:17.999
7-	47.452	132.1	30.487	104.2	1:17.939	14-	47.743	132.1	30.941	103.9	1:18.684
<b>11</b>	<b>David BROWN</b>		<b>Kevin Mills Racing</b>								
1-	1:00.738	131.8	30.985	104.0	1:31.723	8-	47.671	133.2	<b>30.645</b>	<b>106.0</b>	1:18.316
2-	<b>47.403</b>	131.8	30.649	105.5	<b>1:18.052</b>	9-	47.998	131.1	30.750	104.0	1:18.748
3-	47.647	132.6	30.916	105.7	1:18.563	10-	47.847	131.3	31.048	104.5	1:18.895
4-	48.014	131.8	31.087	<b>106.0</b>	1:19.101	11-	47.750	131.3	30.809	104.7	1:18.559
5-	47.695	<b>133.7</b>	31.074	104.4	1:18.769	12-	48.080	130.3	30.965	105.4	1:19.045
6-	47.730	131.1	31.108	104.7	1:18.838	13-	47.855	130.3	31.377	102.9	1:19.232
7-	47.793	131.8	31.000	105.5	1:18.793	14-	48.150	130.6	30.854	104.9	1:19.004

Thruxton  
Circuit Length = 2.3560 miles  
Start: 15:22 End: 15:42

Weather / Track : Bright / Dry

# British Formula Ford Championship

## RACE 9 - SECTOR ANALYSIS

<b>18</b>	<b>Phillippe LAYAC</b>										Avenues Race Engineering				
1-	51.914	129.6	31.813	102.8	1:23.727	8-	48.457	131.1	In			1:18.516P			
2-	48.699	128.6	31.713	103.6	1:20.412	9-	Out	126.9	32.197	102.1		1:30.784			
3-	49.054	131.1	31.519	103.4	1:20.573	10-	48.805	129.1	31.589	103.4		1:20.394			
4-	48.612	130.8	31.579	<b>103.9</b>	1:20.191	11-	48.694	130.1	<b>31.314</b>	<b>103.9</b>		1:20.008			
5-	48.616	<b>132.4</b>	31.648	103.6	1:20.264	12-	48.967	129.3	31.691	103.4		1:20.658			
6-	<b>48.403</b>	131.1	31.550	103.1	<b>1:19.953</b>	13-	48.794	131.6	31.736	102.1		1:20.530			
7-	48.752	130.8	31.617	102.6	1:20.369	14-	49.173	130.6	31.345	103.1		1:20.518			
<b>22</b>	<b>Jay BRIDGER</b>										Fluid Motorsport Development				
1-	51.030	133.7	30.988	105.4	1:22.018	3-	<b>47.313</b>	<b>135.0</b>	31.163	105.0		1:18.476			
2-	47.777	132.1	<b>30.456</b>	105.0	<b>1:18.233</b>	4-	47.480	132.4	30.996	<b>105.8</b>		1:18.476			
<b>42</b>	<b>Adrian CAMPFIELD</b>										Celre Racing				
1-	56.079	134.2	31.234	104.4	1:27.313	8-	47.888	132.6	30.971	103.6		<b>1:18.859</b>			
2-	48.026	129.8	<b>30.868</b>	<b>106.2</b>	1:18.894	9-	48.570	134.2	31.040	105.0		1:19.610			
3-	48.181	131.8	31.153	104.7	1:19.334	10-	<b>47.807</b>	<b>134.5</b>	31.095	104.2		1:18.902			
4-	47.941	132.1	31.167	104.0	1:19.108	11-	48.170	133.2	30.880	103.9		1:19.050			
5-	47.817	131.3	31.131	103.9	1:18.948	12-	48.099	132.6	31.185	103.7		1:19.284			
6-	48.134	130.8	31.213	102.1	1:19.347	13-	48.489	131.8	31.267	103.9		1:19.756			
7-	48.099	132.1	31.276	103.2	1:19.375	14-	48.170	131.8	31.355	104.2		1:19.525			
<b>46</b>	<b>Jamie JARDINE</b>										ACER Motorsport				
1-	52.802	<b>132.9</b>	31.824	105.4	1:24.626	8-	48.857	130.3	31.706	102.6		1:20.563			
2-	49.478	128.8	31.956	104.7	1:21.434	9-	50.524	129.1	31.886	103.9		1:22.410			
3-	<b>48.421</b>	128.6	31.690	105.0	1:20.111	10-	50.301	128.3	32.026	103.6		1:22.327			
4-	48.710	129.8	<b>31.302</b>	<b>106.0</b>	1:20.012	11-	49.075	128.8	31.767	102.8		1:20.842			
5-	49.137	129.3	31.949	103.7	1:21.086	12-	49.576	128.6	31.580	103.7		1:21.156			
6-	48.471	129.3	32.106	104.2	1:20.577	13-	49.057	128.6	31.576	103.7		1:20.633			
7-	48.444	131.3	31.446	103.9	<b>1:19.890</b>	14-	49.216	128.3	31.531	103.1		1:20.747			
<b>56</b>	<b>Steve ROBERTS</b>										Kevin Mills Racing				
1-	49.684	<b>135.8</b>	30.297	104.5	1:19.981	8-	47.610	133.2	30.746	104.9		1:18.356			
2-	46.959	133.9	30.301	103.6	1:17.260	9-	47.425	132.6	30.557	104.2		1:17.982			
3-	<b>46.908</b>	134.5	<b>30.253</b>	104.4	<b>1:17.161</b>	10-	47.531	133.2	30.789	103.1		1:18.320			
4-	47.104	132.6	30.264	105.2	1:17.368	11-	47.723	131.6	30.705	103.9		1:18.428			
5-	47.315	132.9	30.255	104.5	1:17.570	12-	47.560	131.1	30.616	104.5		1:18.176			
6-	47.308	132.6	30.571	105.2	1:17.879	13-	47.528	131.8	30.719	104.2		1:18.247			
7-	47.295	132.6	30.605	<b>105.8</b>	1:17.900	14-	47.552	132.6	30.633	104.4		1:18.185			
<b>58</b>	<b>Linton STUTELEY</b>										Getem Racing/thebigcoldturkey.com				
1-	50.347	132.9	30.771	103.2	1:21.118	8-	47.720	<b>135.3</b>	30.454	104.4		1:18.174			
2-	47.176	133.2	<b>30.404</b>	103.6	1:17.580	9-	47.730	134.5	30.838	103.9		1:18.568			
3-	<b>47.137</b>	133.2	30.432	<b>105.5</b>	<b>1:17.569</b>	10-	47.786	133.4	30.864	103.6		1:18.650			
4-	47.598	133.7	30.442	105.4	1:18.040	11-	48.075	132.4	30.888	104.0		1:18.963			
5-	48.157	131.8	30.887	104.9	1:19.044	12-	47.970	132.9	30.821	103.2		1:18.791			
6-	47.591	135.0	30.513	105.0	1:18.104	13-	48.338	131.8	30.941	102.8		1:19.279			
7-	47.591	134.5	30.493	104.7	1:18.084	14-	48.073	132.1	31.166	101.7		1:19.239			
<b>69</b>	<b>Nick TANDY</b>										JTR				
1-	50.053	131.6	30.503	106.4	1:20.556	8-	47.667	134.5	30.613	105.5		1:18.280			
2-	47.011	133.2	<b>30.087</b>	106.0	1:17.098	9-	46.889	133.9	30.748	104.9		1:17.637			
3-	47.253	131.6	30.342	104.7	1:17.595	10-	47.176	<b>134.8</b>	30.621	105.4		1:17.797			
4-	<b>46.868</b>	132.9	30.201	103.7	<b>1:17.069</b>	11-	47.064	133.7	30.219	105.7		1:17.283			
5-	47.051	131.1	30.402	106.2	1:17.453	12-	48.456	127.6	31.723	104.7		1:20.179			
6-	47.329	132.6	30.502	106.0	1:17.831	13-	47.229	134.5	30.363	<b>106.5</b>		1:17.592			
7-	46.978	132.1	31.160	103.9	1:18.138	14-	47.513	<b>134.8</b>	30.245	105.0		1:17.758			
<b>75</b>	<b>Elliott MASON</b>										JTR				
1-	48.331	132.6	1:51.841	0.8	1:20.469	5-	<b>47.751</b>	132.4	32.531	60.1		1:20.282			
2-	49.038	<b>134.2</b>	32.336	51.9	2:41.077	6-	47.773	132.6	31.945	55.8		1:19.718			
3-	48.109	131.1	32.235	<b>72.0</b>	1:20.344	7-	47.951	132.1	<b>31.314</b>	146.5		<b>1:19.265</b>			
4-	48.938	127.6	31.843	66.2	1:20.781										

Thruxton  
Circuit Length = 2.3560 miles  
Start: 15:22 End: 15:42

Weather / Track : Bright / Dry

# British Formula Ford Championship

## RACE 9 - SECTOR ANALYSIS

<b>76</b>	<b>Freddie HUNT</b>											<b>JTR</b>		
1-	50.010	128.8	31.949	100.8	1:21.959	3-	<b>47.700</b>	130.3	31.092	104.5	1:18.792			
2-	48.026	<b>131.8</b>	30.849	<b>104.9</b>	1:18.875	4-	47.746	130.8	<b>30.846</b>	104.5	<b>1:18.592</b>			
<b>87</b>	<b>Roger ORGEE</b>											<b>Marque Cars</b>		
1-	50.916	127.3	31.986	<b>104.5</b>	1:22.902	8-	48.941	128.8	31.314	103.2	1:20.255			
2-	48.537	129.8	31.845	104.2	1:20.382	9-	48.970	128.3	31.503	101.8	1:20.473			
3-	48.585	128.3	31.682	103.2	1:20.267	10-	49.346	129.6	31.612	103.1	1:20.958			
4-	49.081	129.8	31.468	104.4	1:20.549	11-	49.124	129.1	31.631	103.6	1:20.755			
5-	48.540	130.1	31.513	<b>104.5</b>	1:20.053	12-	49.654	129.6	31.590	103.1	1:21.244			
6-	<b>48.521</b>	131.1	<b>31.211</b>	<b>104.5</b>	<b>1:19.732</b>	13-	49.184	129.6	31.707	103.1	1:20.891			
7-	49.177	<b>131.3</b>	31.334	102.6	1:20.511	14-	49.088	130.6	31.576	101.1	1:20.664			
<b>90</b>	<b>Kouroush KHANI</b>											<b>GW Racing</b>		
1-	52.643	125.0	33.708	99.1	1:26.351	8-	50.248	<b>126.4</b>	32.965	98.5	1:23.213			
2-	49.282	125.9	32.796	<b>99.7</b>	1:22.078	9-	50.599	125.2	32.676	98.8	1:23.275			
3-	<b>49.271</b>	125.9	32.647	98.5	<b>1:21.918</b>	10-	50.619	125.4	32.600	98.7	1:23.219			
4-	49.727	125.4	32.687	98.4	1:22.414	11-	50.731	126.1	33.148	97.3	1:23.879			
5-	49.843	126.1	33.252	99.0	1:23.095	12-	50.652	125.0	33.160	98.4	1:23.812			
6-	49.713	126.1	<b>32.541</b>	98.7	1:22.254	13-	51.284	123.1	33.899	96.7	1:25.183			
7-	50.692	123.4	34.049	98.4	1:24.741	14-	51.758	123.4	33.473	98.3	1:25.231			
<b>96</b>	<b>Jason DOWN</b>											<b>Getem Racing</b>		
1-	52.424	132.6	32.596	103.7	1:25.020	8-	48.658	132.4	31.797	100.8	1:20.455			
2-	48.769	132.1	<b>31.298</b>	<b>105.5</b>	1:20.067	9-	49.047	130.1	32.080	101.4	1:21.127			
3-	49.054	133.2	31.469	105.0	1:20.523	10-	49.252	130.8	31.626	102.6	1:20.878			
4-	48.525	128.1	32.254	104.0	1:20.779	11-	49.039	131.1	32.194	100.3	1:21.233			
5-	<b>48.318</b>	<b>133.4</b>	31.405	105.0	<b>1:19.723</b>	12-	48.995	131.3	31.683	102.6	1:20.678			
6-	48.774	131.8	31.682	102.5	1:20.456	13-	48.935	129.8	31.859	102.0	1:20.794			
7-	48.456	132.4	31.591	104.0	1:20.047	14-	49.321	130.6	31.993	98.5	1:21.314			

# British Formula Ford Championship

## RACE 9 - BEST SECTORS

SECTOR 1			SECTOR 2			IDEAL / BEST COMPARISON						
POS	NO	NAME	TIME	NO	NAME	TIME	POS	NO	NAME	IDEAL	BEST	DIFF
1	69	TANDY	46.868	4	MACLEOD	29.827	1	4	MACLEOD	1:16.805	1:17.011	0.206
2	56	ROBERTS	46.908	69	TANDY	30.087	2	69	TANDY	1:16.955	1:17.069	0.114
3	4	MACLEOD	46.978	56	ROBERTS	30.253	3	56	ROBERTS	1:17.161	1:17.161	0.000
4	1	MURRAY	47.093	1	MURRAY	30.254	4	1	MURRAY	1:17.347	1:17.347	0.000
5	58	STUTELEY	47.137	10	NASH	30.344	5	58	STUTELEY	1:17.541	1:17.569	0.028
6	10	NASH	47.212	58	STUTELEY	30.404	6	10	NASH	1:17.556	1:17.577	0.021
7	22	BRIDGER	47.313	22	BRIDGER	30.456	7	22	BRIDGER	1:17.769	1:18.233	0.464
8	11	BROWN	47.403	7	WELLER	30.590	8	11	BROWN	1:18.048	1:18.052	0.004
9	7	WELLER	47.584	11	BROWN	30.645	9	7	WELLER	1:18.174	1:18.263	0.089
10	3	PLAYFAIR	47.678	3	PLAYFAIR	30.727	10	3	PLAYFAIR	1:18.405	1:18.845	0.440
11	76	HUNT	47.700	76	HUNT	30.846	11	76	HUNT	1:18.546	1:18.592	0.046
12	75	MASON	47.751	42	CAMPFIELD	30.868	12	42	CAMPFIELD	1:18.675	1:18.859	0.184
13	42	CAMPFIELD	47.807	5	NAGASE	30.980	13	5	NAGASE	1:18.801	1:18.801	0.000
14	5	NAGASE	47.821	87	ORGEE	31.211	14	75	MASON	1:19.065	1:19.265	0.200
15	96	DOWN	48.318	96	DOWN	31.298	15	96	DOWN	1:19.616	1:19.723	0.107
16	18	LAYAC	48.403	46	JARDINE	31.302	16	18	LAYAC	1:19.717	1:19.953	0.236
17	46	JARDINE	48.421	18	LAYAC	31.314	17	46	JARDINE	1:19.723	1:19.890	0.167
18	87	ORGEE	48.521	75	MASON	31.314	18	87	ORGEE	1:19.732	1:19.732	0.000
19	90	KHANI	49.271	90	KHANI	32.541	19	90	KHANI	1:21.812	1:21.918	0.106
<b>Perfect lap</b>										<b>1:16.695</b>		

# British Formula Ford Championship

## RACE 9 - SPEED TRAPS

SECTOR 1				SECTOR 2			FINISH LINE			
POS	NO	NAME	MPH	NO	NAME	MPH	NO	NAME	MPH	
1	3	Sarah PLAYFAIR	136.7				1	Marc MURRAY	106.7	
2	56	Steve ROBERTS	135.8				3	Sarah PLAYFAIR	106.5	
3	1	Marc MURRAY	135.6				4	Callum MACLEOD	106.5	
4	4	Callum MACLEOD	135.6				69	Nick TANDY	106.5	
5	58	Linton STUTELEY	135.3				42	Adrian CAMPFIELD	106.2	
6	22	Jay BRIDGER	135.0				10	James NASH	106.0	
7	69	Nick TANDY	134.8				11	David BROWN	106.0	
8	42	Adrian CAMPFIELD	134.5				46	Jamie JARDINE	106.0	
9	75	Elliott MASON	134.2				22	Jay BRIDGER	105.8	
10	7	Marcus WELLER	133.7				56	Steve ROBERTS	105.8	
11	10	James NASH	133.7				58	Linton STUTELEY	105.5	
12	11	David BROWN	133.7				96	Jason DOWN	105.5	
13	96	Jason DOWN	133.4				7	Marcus WELLER	105.4	
14	46	Jamie JARDINE	132.9				76	Freddie HUNT	104.9	
15	18	Phillippe LAYAC	132.4				5	Takashi NAGASE	104.5	
16	5	Takashi NAGASE	131.8				87	Roger ORGEE	104.5	
17	76	Freddie HUNT	131.8				18	Phillippe LAYAC	103.9	
18	87	Roger ORGEE	131.3				90	Kouroush KHANI	99.7	
19	90	Kouroush KHANI	126.4				75	Elliott MASON	72.0	

Weather / Track : Bright / Dry

www.msttiming.com

Thruxton  
Circuit Length = 2.3560 miles  
Start: 15:22 End: 15:42

Printed - 15.47 Sunday, 26 August 2007

# British Formula Ford Championship

## RACE 13 - CLASSIFICATION

POS	NO	CL	DRIVER / TEAM	CAR	LAPS	TIME	GAP	DIFF	MPH	BEST	ON
1	4	C	<b>Callum MACLEOD</b> Jamun Racing Services	Mygale SJ07	13	16:48.071			109.37	1:16.704	5
2	22	C	<b>Jay BRIDGER</b> Fluid Motorsport Development	Mygale SJ07	13	16:55.307	7.236	7.236	108.59	1:16.903	5
3	10	C	<b>James NASH</b> Kevin Mills Racing	Van Diemen DP07	13	16:55.357	7.286	0.050	108.59	1:16.990	5
4	58	C	<b>Linton STUTELEY</b> Getem Racing/thebigcoldturkey.com	Mygale 06	13	16:55.584	7.513	0.227	108.56	1:16.827	3
5	1	C	<b>Marc MURRAY</b> Jamun Racing Services	Van Diemen 06	13	17:03.233	15.162	7.649	107.75	1:16.865	3
6	56	C	<b>Steve ROBERTS</b> Kevin Mills Racing	Van Diemen DP07	13	17:03.547	15.476	0.314	107.72	1:17.160	3
7	11	C	<b>David BROWN</b> Kevin Mills Racing	Van Diemen DP07	13	17:08.322	20.251	4.775	107.22	1:17.736	4
8	3	C	<b>Sarah PLAYFAIR</b> Jamun Racing Services	Mygale SJ07	13	17:09.344	21.273	1.022	107.11	1:17.350	3
9	5	C	<b>Takashi NAGASE</b> Fluid Motorsport Development Ltd	Van Diemen 06	13	17:09.556	21.485	0.212	107.09	1:17.781	3
10	87	C	<b>Roger ORGEE</b> Marque Cars	Ray GRS07	13	17:17.053	28.982	7.497	106.32	1:18.236	2
11	18	C	<b>Phillippe LAYAC</b> Avenues Race Engineering	Ray GRS07	13	17:31.565	43.494	14.512	104.85	1:19.310	5
12	46	C	<b>Jamie JARDINE</b> ACER Motorsport	Ray GRS07	13	17:36.640	48.569	5.075	104.34	1:19.730	2
13	96	C	<b>Jason DOWN</b> Getem Racing	Getem 06	13	17:40.021	51.950	3.381	104.01	1:20.011	4
14	42	C	<b>Adrian CAMPFIELD</b> Celre Racing	Mygale 06	13	17:55.217	1:07.146	15.196	102.54	1:18.627	2
15	69	C	<b>Nick TANDY</b> JTR	Ray GRS07	13	18:01.796	1:13.725	6.579	101.92	1:16.957	2
16	77	G	<b>Simon KINSEY</b>	Van Diemen RF2001	12	16:58.725	1 lap	1 lap	99.90	1:23.204	3
FASTEST LAP											
4	C	<b>Callum MACLEOD</b> Jamun Racing Services	Mygale SJ07	5	1:16.704	110.57 mph	177.95 kph				
77	G	<b>Simon KINSEY</b>	Van Diemen RF2001	3	1:23.204	101.93 mph	164.05 kph				

Weather / Track : Bright / Dry

These results are provisional until the conclusion of any judicial and technical matters.

Thruxton  
Circuit Length = 2.3560 miles  
Start: 18:12 End: 18:31

Clerk of Course :	Timekeeper :
-------------------	--------------

**British Formula Ford Championship**  
**RACE 13 - LAP CHART**

Lap 1			Lap 2			Lap 3			Lap 4			Lap 5		
No	Behind	Laptime	No	Behind	Laptime	No	Behind	Laptime	No	Behind	Laptime	No	Behind	Laptime
69		1:19.424	69		1:16.957	4		1:16.882	4		1:16.798	4		1:16.704
4	0.349	1:20.799	4	0.183	1:16.791	69	0.705	1:17.770	10	1.613	1:17.616	10	1.899	1:16.990
10	0.579	1:21.028	10	0.653	1:17.031	10	0.795	1:17.207	22	1.840	1:17.553	22	2.039	1:16.903
22	0.861	1:19.762	22	0.973	1:17.069	22	1.085	1:17.177	58	2.573	1:17.263	58	2.985	1:17.116
1	1.683	1:19.903	58	2.346	1:17.206	58	2.108	1:16.827	69	3.026	1:19.119	1	6.011	1:19.604
58	2.097	1:22.007	1	2.484	1:17.758	1	2.284	1:16.865	1	3.111	1:17.625	56	6.262	1:18.902
3	2.294	1:20.323	56	3.370	1:17.377	56	3.465	1:17.160	56	4.064	1:17.397	69	6.480	1:20.158
5	2.542	1:20.430	3	3.595	1:18.258	3	3.880	1:17.350	3	5.241	1:18.159	3	6.819	1:18.282
56	2.950	1:20.245	5	3.770	1:18.185	5	4.486	1:17.781	5	5.636	1:17.948	5	7.163	1:18.231
11	3.231	1:20.903	11	4.384	1:18.110	11	5.257	1:17.938	11	6.195	1:17.736	11	7.410	1:17.919
87	4.967	1:21.006	87	6.246	1:18.236	87	7.658	1:18.477	87	10.296	1:19.436	87	12.464	1:18.872
46	5.281	1:22.137	42	7.214	1:18.627	46	13.080	1:22.091	46	16.460	1:20.178	46	20.003	1:20.247
42	5.544	1:22.332	46	8.054	1:19.730	18	14.971	1:19.640	18	17.891	1:19.718	18	20.497	1:19.310
77	7.377	1:23.985	18	12.396	1:21.666	96	17.913	1:20.980	96	21.126	1:20.011	96	24.597	1:20.175
96	7.550	1:23.686	96	13.998	1:23.405	77	20.152	1:23.204	77	27.242	1:23.888	77	34.335	1:23.797
18	7.687	1:23.340	77	14.013	1:23.593	42	46.534	1:56.385	42	48.630	1:18.894	42	51.021	1:19.095

**British Formula Ford Championship**  
**RACE 13 - LAP CHART**

Lap 6			Lap 7			Lap 8			Lap 9			Lap 10		
No	Behind	Laptime	No	Behind	Laptime	No	Behind	Laptime	No	Behind	Laptime	No	Behind	Laptime
4		1:16.771	4		1:16.956	4		1:16.932	4		1:17.224	4		1:17.725
10	2.646	1:17.518	10	3.507	1:17.817	10	4.880	1:18.305	10	5.532	1:17.876	10	5.599	1:17.792
22	2.843	1:17.575	22	3.761	1:17.874	22	5.095	1:18.266	22	5.820	1:17.949	22	5.898	1:17.803
58	3.452	1:17.238	58	4.101	1:17.605	58	5.370	1:18.201	58	6.273	1:18.127	58	6.234	1:17.686
56	7.302	1:17.811	56	8.429	1:18.083	56	9.763	1:18.266	56	10.667	1:18.128	56	11.289	1:18.347
1	7.397	1:18.157	1	8.603	1:18.162	1	9.898	1:18.227	1	10.811	1:18.137	1	11.494	1:18.408
69	8.885	1:19.176	3	10.815	1:18.742	3	12.441	1:18.558	3	14.532	1:19.315	3	16.269	1:19.462
3	9.029	1:18.981	11	11.608	1:18.755	11	12.663	1:17.987	11	14.768	1:19.329	11	16.490	1:19.447
5	9.651	1:19.259	5	12.483	1:19.788	5	14.129	1:18.578	5	15.586	1:18.681	5	17.001	1:19.140
11	9.809	1:19.170	87	17.174	1:19.493	87	19.541	1:19.299	87	21.701	1:19.384	87	23.534	1:19.558
87	14.637	1:18.944	18	26.954	1:19.913	18	29.823	1:19.801	18	32.662	1:20.063	18	35.163	1:20.226
18	23.997	1:20.271	46	27.648	1:20.261	46	30.967	1:20.251	46	35.109	1:21.366	46	38.063	1:20.679
46	24.343	1:21.111	96	31.745	1:20.765	96	36.530	1:21.717	96	40.130	1:20.824	96	43.003	1:20.598
96	27.936	1:20.110	42	55.565	1:19.470	42	57.757	1:19.124	42	59.896	1:19.363	42	1:01.583	1:19.412
77	47.800	1:30.236	77	55.850	1:25.006	77	1:02.137	1:23.219	77	1:08.629	1:23.716	69	1:13.509	1:17.628
42	53.051	1:18.801	69	1:13.306	2:21.377 P	69	1:13.461	1:17.087	69	1:13.606	1:17.369	77	1:15.201	1:24.297

**British Formula Ford Championship**  
**RACE 13 - LAP CHART**

Lap 11			Lap 12			Lap 13		
No	Behind	Laptime	No	Behind	Laptime	No	Behind	Laptime
4		1:17.338	4		1:17.782	4		1:17.710
22	6.573	1:18.013	77	1 LAP	1:23.767	22	7.236	1:18.466
10	6.957	1:18.696	22	6.480	1:17.689	10	7.286	1:18.105
58	7.218	1:18.322	10	6.891	1:17.716	58	7.513	1:17.997
56	12.860	1:18.909	58	7.226	1:17.790	77	1 LAP	1:24.516
1	12.915	1:18.759	1	14.396	1:19.263	1	15.162	1:18.476
11	18.394	1:19.242	56	14.701	1:19.623	56	15.476	1:18.485
3	18.853	1:19.922	11	19.241	1:18.629	11	20.251	1:18.720
5	19.013	1:19.350	3	19.650	1:18.579	3	21.273	1:19.333
87	25.700	1:19.504	5	19.934	1:18.703	5	21.485	1:19.261
18	37.987	1:20.162	87	27.331	1:19.413	87	28.982	1:19.361
46	41.609	1:20.884	18	40.591	1:20.386	18	43.494	1:20.613
96	46.230	1:20.565	46	44.834	1:21.007	46	48.569	1:21.445
42	1:03.206	1:18.961	96	49.027	1:20.579	96	51.950	1:20.633
69	1:13.792	1:17.621	42	1:04.998	1:19.574	42	1:07.146	1:19.858
			69	1:13.682	1:17.672	69	1:13.725	1:17.753

# British Formula Ford Championship

## RACE 13 - SECTOR ANALYSIS

<b>1</b>	<b>Marc MURRAY</b> Jamun Racing Services										
1-	49.103	133.2	30.800	103.1	1:19.903	8-	47.614	135.3	30.613	105.5	1:18.227
2-	46.885	134.2	30.873	106.0	1:17.758	9-	47.282	135.6	30.855	100.2	1:18.137
3-	<b>46.724</b>	<b>137.0</b>	<b>30.141</b>	<b>106.2</b>	<b>1:16.865</b>	10-	47.623	134.5	30.785	104.5	1:18.408
4-	47.073	135.8	30.552	105.8	1:17.625	11-	47.308	132.6	31.451	104.2	1:18.759
5-	47.921	135.0	31.683	102.1	1:19.604	12-	48.128	131.3	31.135	102.9	1:19.263
6-	47.257	133.4	30.900	102.9	1:18.157	13-	47.858	132.1	30.618	104.2	1:18.476
7-	47.558	135.3	30.604	105.7	1:18.162						
<b>3</b>	<b>Sarah PLAYFAIR</b> Jamun Racing Services										
1-	49.764	137.2	30.559	104.9	1:20.323	8-	47.692	133.7	30.866	104.4	1:18.558
2-	47.275	135.3	30.983	<b>105.7</b>	1:18.258	9-	48.292	135.8	31.023	103.9	1:19.315
3-	<b>46.884</b>	<b>137.5</b>	<b>30.466</b>	104.2	<b>1:17.350</b>	10-	48.180	132.1	31.282	103.9	1:19.462
4-	47.259	135.6	30.900	99.4	1:18.159	11-	48.655	132.9	31.267	103.6	1:19.922
5-	47.350	135.3	30.932	<b>105.7</b>	1:18.282	12-	47.529	135.3	31.050	<b>105.7</b>	1:18.579
6-	47.974	134.8	31.007	100.3	1:18.981	13-	48.302	132.4	31.031	104.7	1:19.333
7-	47.758	133.4	30.984	104.7	1:18.742						
<b>4</b>	<b>Callum MACLEOD</b> Jamun Racing Services										
1-	50.373	134.8	30.426	105.8	1:20.799	8-	46.828	132.9	30.104	104.4	1:16.932
2-	<b>46.535</b>	<b>135.6</b>	30.256	<b>107.0</b>	1:16.791	9-	46.850	133.7	30.374	103.6	1:17.224
3-	46.960	133.2	<b>29.922</b>	104.9	1:16.882	10-	47.247	132.1	30.478	103.1	1:17.725
4-	46.678	132.6	30.120	104.5	1:16.798	11-	47.083	132.4	30.255	105.0	1:17.338
5-	46.668	133.7	30.036	104.4	<b>1:16.704</b>	12-	47.451	132.1	30.331	104.5	1:17.782
6-	46.731	133.4	30.040	105.0	1:16.771	13-	47.134	133.2	30.576	89.8	1:17.710
7-	46.697	133.7	30.259	104.9	1:16.956						
<b>5</b>	<b>Takashi NAGASE</b> Fluid Motorsport Development Ltd										
1-	49.437	<b>133.4</b>	30.993	105.8	1:20.430	8-	47.785	132.1	30.793	103.9	1:18.578
2-	<b>47.272</b>	133.2	30.913	105.8	1:18.185	9-	47.759	130.8	30.922	105.0	1:18.681
3-	47.273	133.2	30.508	104.7	<b>1:17.781</b>	10-	47.934	131.3	31.206	105.0	1:19.140
4-	47.461	132.4	<b>30.487</b>	105.4	1:17.948	11-	48.071	132.1	31.279	105.7	1:19.350
5-	47.500	<b>133.4</b>	30.731	106.0	1:18.231	12-	47.882	132.6	30.821	<b>106.7</b>	1:18.703
6-	48.459	132.9	30.800	104.5	1:19.259	13-	48.195	132.6	31.066	105.5	1:19.261
7-	48.091	132.1	31.697	102.8	1:19.788						
<b>10</b>	<b>James NASH</b> Kevin Mills Racing										
1-	50.538	133.7	30.490	<b>106.7</b>	1:21.028	8-	47.724	130.3	30.581	104.4	1:18.305
2-	<b>46.624</b>	133.4	30.407	105.5	1:17.031	9-	47.381	130.8	30.495	104.4	1:17.876
3-	46.914	<b>134.5</b>	30.293	106.0	1:17.207	10-	47.224	131.1	30.568	105.0	1:17.792
4-	47.290	132.4	30.326	103.9	1:17.616	11-	47.414	129.8	31.282	105.8	1:18.696
5-	46.698	133.2	<b>30.292</b>	104.4	<b>1:16.990</b>	12-	47.346	133.2	30.370	106.2	1:17.716
6-	47.166	132.1	30.352	105.0	1:17.518	13-	47.336	130.6	30.769	90.2	1:18.105
7-	47.367	131.6	30.450	104.5	1:17.817						
<b>11</b>	<b>David BROWN</b> Kevin Mills Racing										
1-	49.890	<b>135.0</b>	31.013	105.5	1:20.903	8-	47.432	132.9	<b>30.555</b>	106.2	1:17.987
2-	47.459	133.7	30.651	105.4	1:18.110	9-	47.824	130.8	31.505	104.7	1:19.329
3-	47.301	132.6	30.637	105.7	1:17.938	10-	48.290	132.4	31.157	105.7	1:19.447
4-	<b>47.116</b>	133.2	30.620	105.4	<b>1:17.736</b>	11-	48.121	130.6	31.121	104.9	1:19.242
5-	47.234	134.8	30.685	<b>106.9</b>	1:17.919	12-	47.641	129.8	30.988	105.4	1:18.629
6-	48.594	133.7	30.576	106.0	1:19.170	13-	47.700	130.3	31.020	105.5	1:18.720
7-	48.176	133.7	30.579	104.4	1:18.755						
<b>18</b>	<b>Phillippe LAYAC</b> Avenues Race Engineering										
1-	51.283	126.6	32.057	<b>104.2</b>	1:23.340	8-	48.544	129.1	31.257	102.3	1:19.801
2-	50.006	128.8	31.660	102.6	1:21.666	9-	48.513	128.6	31.550	102.6	1:20.063
3-	48.126	129.8	31.514	102.3	1:19.640	10-	48.744	127.8	31.482	103.2	1:20.226
4-	<b>48.013</b>	<b>130.3</b>	31.705	102.9	1:19.718	11-	48.558	128.8	31.604	102.5	1:20.162
5-	48.089	<b>130.3</b>	<b>31.221</b>	102.9	<b>1:19.310</b>	12-	48.860	128.3	31.526	102.9	1:20.386
6-	48.688	128.1	31.583	102.3	1:20.271	13-	48.955	127.6	31.658	102.1	1:20.613
7-	48.447	129.6	31.466	102.8	1:19.913						

Thruxton  
Circuit Length = 2.3560 miles  
Start: 18:12 End: 18:31

Weather / Track : Bright / Dry

# British Formula Ford Championship

## RACE 13 - SECTOR ANALYSIS

<b>22</b>	<b>Jay BRIDGER</b>		Fluid Motorsport Development								
1-	49.261	135.3	30.501	106.2	1:19.762	8-	47.544	131.8	30.722	105.7	1:18.266
2-	<b>46.567</b>	<b>135.6</b>	30.502	105.8	1:17.069	9-	47.265	132.1	30.684	105.8	1:17.949
3-	46.729	<b>135.6</b>	30.448	105.8	1:17.177	10-	47.174	133.4	30.629	105.4	1:17.803
4-	47.505	132.9	<b>30.048</b>	105.2	1:17.553	11-	47.251	131.6	30.762	103.6	1:18.013
5-	46.605	135.0	30.298	106.0	<b>1:16.903</b>	12-	47.152	131.3	30.537	103.7	1:17.689
6-	47.176	134.5	30.399	<b>106.9</b>	1:17.575	13-	47.580	129.8	30.886	102.5	1:18.466
7-	47.243	131.8	30.631	105.5	1:17.874						
<b>42</b>	<b>Adrian CAMPFIELD</b>		Celre Racing								
1-	51.135	133.4	31.197	<b>105.8</b>	1:22.332	8-	48.210	130.8	30.914	103.9	1:19.124
2-	47.732	133.4	<b>30.895</b>	104.7	<b>1:18.627</b>	9-	48.036	131.3	31.327	103.4	1:19.363
3-	<b>47.242</b>	<b>134.8</b>	1:09.143	103.7	1:56.385	10-	48.115	130.8	31.297	103.9	1:19.412
4-	47.821	131.3	31.073	103.1	1:18.894	11-	47.869	130.8	31.092	103.9	1:18.961
5-	47.990	131.1	31.105	104.2	1:19.095	12-	48.053	131.3	31.521	104.2	1:19.574
6-	47.676	131.3	31.125	104.4	1:18.801	13-	48.447	130.8	31.411	104.4	1:19.858
7-	47.804	132.6	31.666	101.1	1:19.470						
<b>46</b>	<b>Jamie JARDINE</b>		ACER Motorsport								
1-	50.715	131.3	31.422	<b>105.5</b>	1:22.137	8-	48.661	130.3	31.590	102.5	1:20.251
2-	48.689	<b>132.4</b>	<b>31.041</b>	104.0	<b>1:19.730</b>	9-	49.452	127.6	31.914	102.5	1:21.366
3-	49.043	127.6	33.048	102.3	1:22.091	10-	49.045	129.6	31.634	102.5	1:20.679
4-	<b>48.607</b>	127.3	31.571	102.8	1:20.178	11-	49.329	128.3	31.555	103.2	1:20.884
5-	48.762	127.3	31.485	103.1	1:20.247	12-	49.170	128.3	31.837	102.1	1:21.007
6-	49.367	128.3	31.744	104.4	1:21.111	13-	49.420	127.6	32.025	102.3	1:21.445
7-	48.722	130.3	31.539	102.8	1:20.261						
<b>56</b>	<b>Steve ROBERTS</b>		Kevin Mills Racing								
1-	49.777	<b>135.8</b>	30.468	<b>105.2</b>	1:20.245	8-	47.653	132.1	30.613	104.0	1:18.266
2-	47.008	135.6	30.369	105.0	1:17.377	9-	47.242	132.1	30.886	102.0	1:18.128
3-	46.939	134.2	<b>30.221</b>	104.2	<b>1:17.160</b>	10-	47.604	130.8	30.743	103.7	1:18.347
4-	<b>46.877</b>	134.5	30.520	104.5	1:17.397	11-	47.465	129.8	31.444	103.2	1:18.909
5-	47.235	135.6	31.667	102.3	1:18.902	12-	48.100	127.6	31.523	102.3	1:19.623
6-	47.338	134.8	30.473	103.2	1:17.811	13-	47.702	132.1	30.783	105.0	1:18.485
7-	47.404	132.1	30.679	104.2	1:18.083						
<b>58</b>	<b>Linton STUTELEY</b>		Getem Racing/thebigcoldturkey.com								
1-	50.697	133.7	31.310	102.0	1:22.007	8-	47.462	135.3	30.739	104.7	1:18.201
2-	<b>46.556</b>	<b>137.0</b>	30.650	103.9	1:17.206	9-	47.267	134.2	30.860	103.9	1:18.127
3-	46.667	135.0	30.160	104.4	<b>1:16.827</b>	10-	47.275	134.5	30.411	104.9	1:17.686
4-	46.965	135.8	30.298	104.9	1:17.263	11-	47.288	135.0	31.034	105.0	1:18.322
5-	46.969	133.9	<b>30.147</b>	104.5	1:17.116	12-	47.435	135.3	30.355	105.0	1:17.790
6-	47.007	135.3	30.231	105.2	1:17.238	13-	47.529	134.8	30.468	103.4	1:17.997
7-	47.161	135.0	30.444	<b>105.4</b>	1:17.605						
<b>69</b>	<b>Nick TANDY</b>		JTR								
1-	49.128	131.6	30.296	104.2	1:19.424	8-	46.935	131.6	<b>30.152</b>	103.4	1:17.087
2-	<b>46.588</b>	130.8	30.369	104.0	<b>1:16.957</b>	9-	46.831	131.3	30.538	102.8	1:17.369
3-	47.287	<b>134.5</b>	30.483	102.6	1:17.770	10-	47.162	132.1	30.466	102.5	1:17.628
4-	48.331	132.4	30.788	102.9	1:19.119	11-	47.186	130.3	30.435	103.9	1:17.621
5-	47.926	131.6	32.232	102.8	1:20.158	12-	47.296	130.6	30.376	<b>104.4</b>	1:17.672
6-	50.127	130.6	In		1:19.176P	13-	47.117	131.3	30.636	104.2	1:17.753
7-	Out	131.1	30.218	103.7	2:21.377						
<b>77</b>	<b>Simon KINSEY</b>										
1-	51.886	<b>129.1</b>	<b>32.099</b>	99.3	1:23.985	7-	51.459	124.0	33.547	97.5	1:25.006
2-	50.679	124.7	32.914	98.7	1:23.593	8-	50.512	126.9	32.707	99.4	1:23.219
3-	<b>50.452</b>	122.2	32.752	99.4	<b>1:23.204</b>	9-	50.581	126.1	33.135	99.6	1:23.716
4-	50.998	124.3	32.890	98.8	1:23.888	10-	50.700	124.0	33.597	99.3	1:24.297
5-	50.959	123.4	32.838	<b>100.2</b>	1:23.797	11-	51.213	128.3	32.554	99.3	1:23.767
6-	50.562	125.9	39.674	88.0	1:30.236	12-	52.121	127.1	32.395	99.6	1:24.516

Thruxton  
Circuit Length = 2.3560 miles  
Start: 18:12 End: 18:31

Weather / Track : Bright / Dry

**British Formula Ford Championship**  
**RACE 13 - SECTOR ANALYSIS**

<b>87</b>	<b>Roger ORGEE</b>					<b>Marque Cars</b>					
1-	50.029	<b>134.2</b>	30.977	104.0	1:21.006	8-	48.203	130.8	31.096	103.6	1:19.299
2-	<b>47.512</b>	132.6	<b>30.724</b>	103.7	<b>1:18.236</b>	9-	48.175	129.3	31.209	103.4	1:19.384
3-	47.714	131.6	30.763	<b>104.4</b>	1:18.477	10-	48.381	130.1	31.177	103.1	1:19.558
4-	48.048	131.6	31.388	103.1	1:19.436	11-	48.349	130.1	31.155	102.9	1:19.504
5-	47.827	131.8	31.045	102.8	1:18.872	12-	48.162	130.6	31.251	103.6	1:19.413
6-	47.958	131.1	30.986	103.6	1:18.944	13-	48.298	130.6	31.063	103.9	1:19.361
7-	48.269	130.6	31.224	103.1	1:19.493						
<b>96</b>	<b>Jason DOWN</b>					<b>Getem Racing</b>					
1-	51.763	129.8	31.923	101.2	1:23.686	8-	49.761	130.6	31.956	102.5	1:21.717
2-	50.629	129.8	32.776	100.6	1:23.405	9-	48.936	130.1	31.888	102.1	1:20.824
3-	48.667	<b>131.6</b>	32.313	100.8	1:20.980	10-	48.760	130.6	31.838	102.3	1:20.598
4-	48.566	130.1	<b>31.445</b>	<b>102.9</b>	<b>1:20.011</b>	11-	48.721	130.8	31.844	102.5	1:20.565
5-	<b>48.328</b>	131.1	31.847	102.6	1:20.175	12-	48.915	130.8	31.664	102.1	1:20.579
6-	48.449	130.8	31.661	102.6	1:20.110	13-	48.825	131.1	31.808	102.0	1:20.633
7-	48.371	131.3	32.394	97.3	1:20.765						

# British Formula Ford Championship

## RACE 13 - BEST SECTORS

SECTOR 1			SECTOR 2			IDEAL / BEST COMPARISON						
POS	NO	NAME	TIME	NO	NAME	TIME	POS	NO	NAME	IDEAL	BEST	DIFF
1	4	MACLEOD	46.535	4	MACLEOD	29.922	1	4	MACLEOD	1:16.457	1:16.704	0.247
2	58	STUTELEY	46.556	22	BRIDGER	30.048	2	22	BRIDGER	1:16.615	1:16.903	0.288
3	22	BRIDGER	46.567	1	MURRAY	30.141	3	58	STUTELEY	1:16.703	1:16.827	0.124
4	69	TANDY	46.588	58	STUTELEY	30.147	4	69	TANDY	1:16.740	1:16.957	0.217
5	10	NASH	46.624	69	TANDY	30.152	5	1	MURRAY	1:16.865	1:16.865	0.000
6	1	MURRAY	46.724	56	ROBERTS	30.221	6	10	NASH	1:16.916	1:16.990	0.074
7	56	ROBERTS	46.877	10	NASH	30.292	7	56	ROBERTS	1:17.098	1:17.160	0.062
8	3	PLAYFAIR	46.884	3	PLAYFAIR	30.466	8	3	PLAYFAIR	1:17.350	1:17.350	0.000
9	11	BROWN	47.116	5	NAGASE	30.487	9	11	BROWN	1:17.671	1:17.736	0.065
10	42	CAMPFIELD	47.242	11	BROWN	30.555	10	5	NAGASE	1:17.759	1:17.781	0.022
11	5	NAGASE	47.272	87	ORGEE	30.724	11	42	CAMPFIELD	1:18.137	1:18.627	0.490
12	87	ORGEE	47.512	42	CAMPFIELD	30.895	12	87	ORGEE	1:18.236	1:18.236	0.000
13	18	LAYAC	48.013	46	JARDINE	31.041	13	18	LAYAC	1:19.234	1:19.310	0.076
14	96	DOWN	48.328	18	LAYAC	31.221	14	46	JARDINE	1:19.648	1:19.730	0.082
15	46	JARDINE	48.607	96	DOWN	31.445	15	96	DOWN	1:19.773	1:20.011	0.238
16	77	KINSEY	50.452	77	KINSEY	32.099	16	77	KINSEY	1:22.551	1:23.204	0.653
<b>Perfect lap</b>										<b>1:16.457</b>		

# British Formula Ford Championship

## RACE 13 - SPEED TRAPS

SECTOR 1				SECTOR 2			FINISH LINE			
POS	NO	NAME	MPH	NO	NAME	MPH	NO	NAME	MPH	
1	3	Sarah PLAYFAIR	137.5				4	Callum MACLEOD	107.0	
2	1	Marc MURRAY	137.0				11	David BROWN	106.9	
3	58	Linton STUTELEY	137.0				22	Jay BRIDGER	106.9	
4	56	Steve ROBERTS	135.8				5	Takashi NAGASE	106.7	
5	4	Callum MACLEOD	135.6				10	James NASH	106.7	
6	22	Jay BRIDGER	135.6				1	Marc MURRAY	106.2	
7	11	David BROWN	135.0				42	Adrian CAMPFIELD	105.8	
8	42	Adrian CAMPFIELD	134.8				3	Sarah PLAYFAIR	105.7	
9	10	James NASH	134.5				46	Jamie JARDINE	105.5	
10	69	Nick TANDY	134.5				58	Linton STUTELEY	105.4	
11	87	Roger ORGEE	134.2				56	Steve ROBERTS	105.2	
12	5	Takashi NAGASE	133.4				69	Nick TANDY	104.4	
13	46	Jamie JARDINE	132.4				87	Roger ORGEE	104.4	
14	96	Jason DOWN	131.6				18	Phillippe LAYAC	104.2	
15	18	Phillippe LAYAC	130.3				96	Jason DOWN	102.9	
16	77	Simon KINSEY	129.1				77	Simon KINSEY	100.2	

Weather / Track : Bright / Dry

www.msttiming.com

Thruxton  
Circuit Length = 2.3560 miles  
Start: 18:12 End: 18:31

Printed - 18.37 Sunday, 26 August 2007