



News Shopper Club Car Championships

Brands Hatch Indy Circuit

22nd & 23rd July 2006



Results Provided by MST Sports Timing Ltd
www.msttiming.com

BRSCC Club Formula Ford Zetec Championship

QUALIFYING FOR RACE 1

POS	NO	CL	DRIVER	NAT	CAR	TIME	LAPS	GAP	MPH
1	23	A	David MAYES		Ray GR03	49.945	14		88.38
2	1	AB	Shirley VAN DER LOF		Mygale SJ04	50.517	11	0.572	87.38
3	17	A	Neil TOFTS		Mygale SJ04	50.625	14	0.680	87.19
4	6	AB	Ivan LUKASHEVICH		Spirit WL05	51.358	11	1.413	85.95
5	2	AB	Sylvain HAVERLAND		Mygale SJ01	51.384	14	1.439	85.90
6	44	A	Craig BELL		Van Diemen RF02	51.503	14	1.558	85.71
7	96	A	Jason DOWN		Getem GD304/Z	51.506	14	1.561	85.70
8	7	A	Ian PRATT		Van Diemen RF01	51.841	13	1.896	85.15
9	46	A	Jamie JARDINE		Van Diemen RF03	51.886	10	1.941	85.07
10	20	AB	Jan Paul VAN DONGEN		Van Diemen RF00	52.248	14	2.303	84.48
11	11	AB	Henk VUIK Jnr		Mygale SJ03	52.273	14	2.328	84.44
12	4	AB	Benoit PERRET		Mygale SJ2001	52.538	14	2.593	84.02
13	18	AB	Rogier JONGEJANS		Mygale SJ05	52.782	10	2.837	83.63
14	37	AB	Romano DE RUIT		Mygale SJ00	52.792	12	2.847	83.61
15	3	AB	Michel FLORIE		Mygale SJ01	52.822	14	2.877	83.57
16	27	AB	Nick CATSBURG		Mygale SJ00	52.853	12	2.908	83.52
17	8	AB	Simon KNAP		Mygale SJ2006	53.109	12	3.164	83.11
18	22	A	Mathew DOBSON		Van Diemen RF03	53.423	11	3.478	82.63
19	14	A	Matthew PAYNE		Mygale SJ2004	54.639	13	4.694	80.79
20	26	BB	Pierre BURET		Swift SC95	55.170	11	5.225	80.01
21	9	B	Andrew MITCHELL		Ray FF99	56.654	8	6.709	77.91
22	28	AB	Marcelo CONCHADO		Mygale SJ01	58.592	12	8.647	75.34

Weather : Cloudy / Damp

These results are provisional until the conclusion of any judicial and technical matters.

Brands Hatch

Circuit Length = 1.2262 miles.

Start: 08:59 End: 09:13

Clerk of Course:	Stewards:	Timekeeper:
------------------	-----------	-------------

BRSCC Club Formula Ford Zetec Championship

LAP ANALYSIS - QUALIFYING RACE 1

1	Shirley VAN DER LOF				Mygale SJ04
1 -	1:19.095	6 -	1:01.425	11 -	50.517
2 -	58.966	7 -	54.072		
3 -	56.854	8 -	51.970		
4 -	56.209	9 -	51.502		
5 -	3:58.383P	10 -	50.827		
2	Sylvain HAVERLAND				Mygale SJ01
1 -	1:28.603	6 -	55.565	11 -	52.252
2 -	59.625	7 -	55.263	12 -	52.182
3 -	57.659	8 -	53.818	13 -	51.384
4 -	56.656	9 -	52.754	14 -	55.078
5 -	56.510	10 -	52.462		
3	Michel FLORIE				Mygale SJ01
1 -	1:09.466	6 -	53.910	11 -	52.871
2 -	55.376	7 -	54.499	12 -	52.928
3 -	54.606	8 -	52.822	13 -	52.917
4 -	55.815	9 -	54.181	14 -	53.185
5 -	54.113	10 -	53.818		
4	Benoit PERRET				Mygale SJ2001
1 -	1:17.240	6 -	53.407	11 -	52.538
2 -	56.987	7 -	53.060	12 -	53.933
3 -	54.732	8 -	53.893	13 -	1:09.849
4 -	55.208	9 -	53.218	14 -	1:11.789
5 -	55.264	10 -	53.276		
6	Ivan LUKASHEVICH				Spirit WL05
1 -	4:39.398	6 -	53.332	11 -	51.514
2 -	55.665	7 -	52.144		
3 -	55.107	8 -	51.567		
4 -	53.763	9 -	51.358		
5 -	53.562	10 -	51.835		
7	Ian PRATT				Van Diemen RF01
1 -	1:32.208	6 -	59.794	11 -	53.838
2 -	1:04.436	7 -	55.924	12 -	52.622
3 -	1:00.851	8 -	56.544	13 -	51.841
4 -	59.034	9 -	55.822		
5 -	58.292	10 -	55.400		
8	Simon KNAP				Mygale SJ2006
1 -	1:35.166	6 -	55.131	11 -	53.474
2 -	58.159	7 -	54.269	12 -	53.271
3 -	55.683	8 -	53.496		
4 -	55.917	9 -	53.406		
5 -	54.526	10 -	53.109		

Weather : Cloudy / Damp

BRSCC Club Formula Ford Zetec Championship

LAP ANALYSIS - QUALIFYING RACE 1

(contd.)

9	Andrew MITCHELL				Ray FF99
1 -	1:31.256	6 -	57.295		
2 -	58.984	7 -	56.654		
3 -	1:00.205	8 -	2:00.351P		
4 -	58.560				
5 -	57.343				
11	Henk VUIK Jnr				Mygale SJ03
1 -	1:11.265	6 -	54.983	11 -	53.127
2 -	56.241	7 -	53.774	12 -	52.535
3 -	55.494	8 -	54.102	13 -	52.273
4 -	55.183	9 -	52.789	14 -	52.990
5 -	54.010	10 -	55.248		
14	Matthew PAYNE				Mygale SJ2004
1 -	1:32.888	6 -	59.916	11 -	55.109
2 -	1:05.842	7 -	58.948	12 -	54.639
3 -	1:01.351	8 -	59.365	13 -	57.589
4 -	1:01.195	9 -	56.979		
5 -	59.102	10 -	57.734		
17	Neil TOFTS				Mygale SJ04
1 -	1:21.624	6 -	55.706	11 -	51.374
2 -	1:00.312	7 -	56.440	12 -	50.625
3 -	59.691	8 -	57.400	13 -	50.899
4 -	59.874	9 -	53.219	14 -	56.184
5 -	56.768	10 -	52.469		
18	Rogier JONGEJANS				Mygale SJ05
1 -	1:32.686	6 -	54.532		
2 -	57.584	7 -	53.689		
3 -	56.122	8 -	53.184		
4 -	55.616	9 -	52.931		
5 -	54.694	10 -	52.782		
20	Jan Paul VAN DONGEN				Van Diemen RF00
1 -	1:12.759	6 -	55.418	11 -	52.248
2 -	56.988	7 -	53.949	12 -	52.562
3 -	58.069	8 -	54.066	13 -	52.913
4 -	56.234	9 -	54.623	14 -	52.443
5 -	56.340	10 -	52.725		
22	Mathew DOBSON				Van Diemen RF03
1 -	1:21.823	6 -	54.735	11 -	1:04.573
2 -	58.661	7 -	53.868		
3 -	58.012	8 -	54.404		
4 -	56.243	9 -	53.423		
5 -	55.458	10 -	3:13.757P		

Weather : Cloudy / Damp

BRSCC Club Formula Ford Zetec Championship LAP ANALYSIS - QUALIFYING RACE 1

(contd.)

23	David MAYES				Ray GR03
1 -	1:18.916	6 -	53.545	11 -	52.140
2 -	1:00.842	7 -	52.561	12 -	50.095
3 -	1:02.861	8 -	51.934	13 -	49.945
4 -	57.150	9 -	51.082	14 -	52.696
5 -	54.618	10 -	55.613		
26	Pierre BURET				Swift SC95
1 -	1:51.372	6 -	56.798	11 -	55.170
2 -	1:03.761	7 -	56.415		
3 -	1:04.300	8 -	56.606		
4 -	1:01.283	9 -	55.326		
5 -	57.421	10 -	55.339		
27	Nick CATSBURG				Mygale SJ00
1 -	1:13.863	6 -	54.186	11 -	52.857
2 -	56.067	7 -	53.705	12 -	2:51.179P
3 -	56.987	8 -	55.269		
4 -	55.425	9 -	54.082		
5 -	54.957	10 -	52.853		
28	Marcelo CONCHADO				Mygale SJ01
1 -	1:45.103	6 -	1:01.232	11 -	1:02.668
2 -	1:07.939	7 -	59.774	12 -	58.592
3 -	1:10.221	8 -	1:07.821		
4 -	1:08.199	9 -	1:06.142		
5 -	1:10.424	10 -	1:04.623		
37	Romano DE RUIT				Mygale SJ00
1 -	1:16.875	6 -	54.488	11 -	52.932
2 -	58.253	7 -	53.693	12 -	53.268
3 -	55.329	8 -	53.770		
4 -	55.202	9 -	53.059		
5 -	54.813	10 -	52.792		
44	Craig BELL				Van Diemen RF02
1 -	1:26.012	6 -	56.217	11 -	52.647
2 -	1:00.151	7 -	55.380	12 -	51.503
3 -	57.938	8 -	53.983	13 -	51.742
4 -	57.768	9 -	52.662	14 -	53.872
5 -	57.315	10 -	52.316		
46	Jamie JARDINE				Van Diemen RF03
1 -	4:49.289	6 -	54.003		
2 -	58.627	7 -	53.299		
3 -	56.786	8 -	52.092		
4 -	58.799	9 -	51.886		
5 -	55.819	10 -	54.478		

Weather : Cloudy / Damp

BRSCC Club Formula Ford Zetec Championship

LAP ANALYSIS - QUALIFYING RACE 1

(contd.)

96	Jason DOWN	Getem GD304/Z			
1 -	1:28.180	6 -	56.513	11 -	51.506
2 -	1:01.790	7 -	55.339	12 -	51.891
3 -	58.429	8 -	54.932	13 -	51.927
4 -	57.659	9 -	53.030	14 -	51.629
5 -	56.225	10 -	52.225		

BRSCC Club Formula Ford Zetec Championship

GRID FOR RACE 1

ROW 11	9 MITCHELL	28 CONCHADO
ROW 10	14 PAYNE	26 BURET
ROW 9	8 KNAP	22 DOBSON
ROW 8	3 FLORIE	27 CATSBURG
ROW 7	18 JONGEJANS	37 DE RUIT
ROW 6	11 VUIK	4 PERRET
ROW 5	46 JARDINE	20 VAN DONGEN
ROW 4	96 DOWN	7 PRATT
ROW 3	2 HAVERLAND	44 BELL
ROW 2	17 TOFTS	6 LUKASHEVICH
ROW 1	23 MAYES	1 VAN DER LOF
	POLE	
		

Weather : Cloudy / Damp

These results are provisional until the conclusion of any judicial and technical matters.

Brands Hatch

Circuit Length = 1.2262 miles.

Start: 08:59 End: 09:13

Clerk of Course:

Stewards:

Timekeeper:

BRSCC Club Formula Ford Zetec Championship

PROVISIONAL RESULT - RACE 1

POS	NO	CL	DRIVER	NAT	CAR	TIME	LAPS	GAP	MPH	BEST
1	17	A	Neil TOFTS		Mygale SJ04	20:08.235	24		87.74	49.568
2	23	A	David MAYES		Ray GR03	20:08.712	24	0.477	87.70	49.671
3	11	AB	Henk VUIK Jnr		Mygale SJ03	20:14.633	24	6.398	87.27	49.807
4	4	AB	Benoit PERRET		Mygale SJ2001	20:16.777	24	8.542	87.12	49.829
5	1	AB	Shirley VAN DER LOF		Mygale SJ04	20:20.231	24	11.996	86.87	50.002
6	37	AB	Romano DE RUIT		Mygale SJ00	20:21.141	24	12.906	86.81	49.901
7	27	AB	Nick CATSBURG		Mygale SJ00	20:21.884	24	13.649	86.76	49.808
8	3	AB	Michel FLORIE		Mygale SJ01	20:23.439	24	15.204	86.65	49.275
9	6	AB	Ivan LUKASHEVICH		Spirit WL05	20:27.270	24	19.035	86.38	50.237
10	18	AB	Rogier JONGEJANS		Mygale SJ05	20:27.330	24	19.095	86.37	49.713
11	8	AB	Simon KNAP		Mygale SJ2006	20:28.398	24	20.163	86.30	49.961
12	2	AB	Sylvain HAVERLAND		Mygale SJ01	20:31.851	24	23.616	86.05	50.033
13	44	A	Craig BELL		Van Diemen RF02	20:37.784	24	29.549	85.64	50.179
14	22	A	Mathew DOBSON		Van Diemen RF03	20:40.069	24	31.834	85.48	50.591
15	20	AB	Jan Paul VAN DONGEN		Van Diemen RF00	20:40.642	24	32.407	85.44	50.546
16	7	A	Ian PRATT		Van Diemen RF01	20:42.434	24	34.199	85.32	50.967
17	14	A	Matthew PAYNE		Mygale SJ2004	20:49.666	24	41.431	84.83	50.847
18	46	A	Jamie JARDINE		Van Diemen RF03	20:56.547	24	48.312	84.36	50.552
19	9	B	Andrew MITCHELL		Ray FF99	20:10.000	23	1 LAP	83.96	51.653
20	26	BB	Pierre BURET		Swift SC95	20:36.280	23	1 LAP	82.18	52.264

NOT CLASSIFIED

28	AB	Marcelo CONCHADO		Mygale SJ01	20:19.295	14	N.C.F.	50.74	52.565
----	----	------------------	--	-------------	-----------	----	--------	-------	--------

FASTEST LAP

3	AB	Michel FLORIE		Mygale SJ01	49.275	9	89.58mph	144.17kph
17	A	Neil TOFTS		Mygale SJ04	49.568	7	89.05mph	143.32kph
9	B	Andrew MITCHELL		Ray FF99	51.653	8	85.46mph	137.53kph
26	BB	Pierre BURET		Swift SC95	52.264	8	84.46mph	135.92kph

Weather : Cloudy / Dry

These results are provisional until the conclusion of any judicial and technical matters.

Brands Hatch

Circuit Length = 1.2262 miles.

Start: 12:59 End: 13:19

Clerk of Course:	Stewards:	Timekeeper:
------------------	-----------	-------------

BRSCC Club Formula Ford Zetec Championship LAP CHART FOR RACE 1

Lap 1			Lap 2			Lap 3			Lap 4			Lap 5		
No	Behind	Laptime	No	Behind	Laptime	No	Behind	Laptime	No	Behind	Laptime	No	Behind	Laptime
23		55.271	23		49.671	23		49.761	23		49.859	23		49.822
17	1.135	56.406	17	1.663	50.199	17	1.939	50.037	17	1.913	49.833	17	1.742	49.651
6	2.028	57.299	6	2.949	50.592	6	3.619	50.431	6	4.181	50.421	6	4.693	50.334
1	2.200	57.471	1	3.597	51.068	1	4.023	50.187	1	4.832	50.668	1	5.538	50.528
2	2.511	57.782	2	3.813	50.973	2	4.651	50.599	11	5.271	50.334	11	5.625	50.176
44	2.740	58.011	11	4.223	50.498	11	4.796	50.334	2	5.699	50.907	2	5.994	50.117
46	3.060	58.331	44	4.378	51.309	44	5.531	50.914	4	5.759	49.998	4	6.073	50.136
11	3.396	58.667	46	4.979	51.590	4	5.620	50.257	44	6.306	50.634	37	6.446	49.904
4	3.902	59.173	4	5.124	50.893	37	6.322	50.401	37	6.364	49.901	44	6.974	50.490
7	3.915	59.186	7	5.543	51.299	46	6.491	51.273	46	7.522	50.890	46	8.252	50.552
18	4.118	59.389	37	5.682	50.697	7	6.752	50.970	27	7.954	50.923	27	8.381	50.249
37	4.656	59.927	18	5.768	51.321	27	6.890	50.633	7	8.459	51.566	18	8.713	49.971
20	4.794	1:00.065	27	6.018	50.704	18	7.007	51.000	18	8.564	51.416	3	9.172	50.327
27	4.985	1:00.256	3	6.182	50.804	3	7.179	50.758	3	8.667	51.347	7	10.467	51.830
3	5.049	1:00.320	20	6.941	51.818	8	7.527	50.258	8	8.917	51.249	8	10.576	51.481
8	5.382	1:00.653	8	7.030	51.319	20	8.215	51.035	20	9.447	51.091	20	10.854	51.229
22	5.843	1:01.114	22	7.354	51.182	22	8.585	50.992	22	9.879	51.153	22	11.124	51.067
14	6.188	1:01.459	14	8.033	51.516	14	9.774	51.502	14	11.298	51.383	14	12.323	50.847
26	7.001	1:02.272	26	9.670	52.340	26	12.282	52.373	26	15.083	52.660	26	17.844	52.583
9	8.377	1:03.648	9	11.066	52.360	9	13.695	52.390	9	16.509	52.673	9	18.837	52.150
28	9.632	1:04.903	28	13.648	53.687	28	16.452	52.565	28	19.199	52.606	28	22.405	53.028

Weather : Cloudy / Dry

Brands Hatch

Circuit Length = 1.2262 miles.

Start: 12:59 End: 13:19

BRSCC Club Formula Ford Zetec Championship

LAP CHART FOR RACE 1

(contd.)

Lap 6			Lap 7			Lap 8			Lap 9			Lap 10		
No	Behind	Laptime	No	Behind	Laptime	No	Behind	Laptime	No	Behind	Laptime	No	Behind	Laptime
23		49.991	23		49.960	23		50.039	23		50.063	23		50.312
17	1.399	49.648	17	1.007	49.568	17	0.676	49.708	17	0.232	49.619	17	0.190	50.270
6	5.184	50.482	11	5.346	49.807	11	5.202	49.895	11	5.118	49.979	11	4.745	49.939
11	5.499	49.865	6	5.721	50.497	6	5.919	50.237	6	7.236	51.380	1	7.966	50.929
1	6.163	50.616	1	6.205	50.002	1	6.632	50.466	1	7.349	50.780	4	8.001	50.844
4	6.247	50.165	4	6.292	50.005	4	6.690	50.437	4	7.469	50.842	6	8.250	51.326
2	6.725	50.722	2	7.318	50.553	2	7.312	50.033	37	8.243	50.704	37	8.921	50.990
37	6.816	50.361	37	7.404	50.548	37	7.602	50.237	2	8.634	51.385	2	9.316	50.994
44	7.501	50.518	44	7.998	50.457	44	8.380	50.421	44	8.749	50.432	44	9.605	51.168
46	8.902	50.641	27	10.092	50.502	27	10.183	50.130	27	9.928	49.808	27	9.713	50.097
27	9.550	51.160	46	10.569	51.627	18	10.670	50.015	18	10.320	49.713	18	9.951	49.943
18	9.597	50.875	18	10.694	51.057	46	11.679	51.149	3	10.987	49.275	3	10.119	49.444
3	9.737	50.556	3	10.977	51.200	3	11.775	50.837	46	12.715	51.099	46	13.675	51.272
7	11.443	50.967	7	12.727	51.244	8	13.940	51.150	8	14.389	50.512	8	14.038	49.961
8	12.539	51.954	8	12.829	50.250	7	13.948	51.260	7	15.290	51.405	7	16.363	51.385
20	12.680	51.817	20	13.266	50.546	20	14.332	51.105	20	15.454	51.185	20	16.526	51.384
22	12.969	51.836	22	13.600	50.591	22	14.750	51.189	22	15.782	51.095	22	16.746	51.276
14	13.793	51.461	14	15.083	51.250	14	16.639	51.595	14	17.935	51.359	14	18.962	51.339
26	20.665	52.812	9	23.496	52.386	9	25.110	51.653	9	26.839	51.792	9	28.374	51.847
9	21.070	52.224	26	24.197	53.492	26	26.422	52.264	26	28.905	52.546	26	31.261	52.668
28	25.566	53.152	28	29.282	53.676									

Weather : Cloudy / Dry

msttimina.com

Page 2 of 5

Brands Hatch
Circuit Length = 1.2262 miles.
Start: 12:59 End: 13:19

Printed - 13:22 Saturday, 22 July 2006

BRSCC Club Formula Ford Zetec Championship

LAP CHART FOR RACE 1

(contd.)

Lap 11			Lap 12			Lap 13			Lap 14			Lap 15		
No	Behind	Laptime	No	Behind	Laptime	No	Behind	Laptime	No	Behind	Laptime	No	Behind	Laptime
23		50.998	17		50.426	17		49.977	17		49.988	17		50.189
17	0.148	50.956	23	0.289	50.863	23	0.422	50.110	23	0.461	50.027	23	0.303	50.031
11	3.950	50.203	11	3.544	50.168	11	3.608	50.041	11	3.847	50.227	11	3.935	50.277
1	7.706	50.738	37	8.451	50.727	4	8.778	50.174	4	8.619	49.829	4	8.449	50.019
4	7.764	50.761	4	8.581	51.391	37	8.963	50.489	37	9.241	50.266	37	9.244	50.192
37	8.298	50.375	1	9.214	52.082	1	9.601	50.364	1	9.948	50.335	1	9.991	50.232
2	8.838	50.520	2	9.567	51.303	2	10.462	50.872	2	10.817	50.343	2	11.109	50.481
44	9.188	50.581	44	9.663	51.049	44	10.803	51.117	44	11.350	50.535	44	11.340	50.179
27	9.328	50.613	27	9.791	51.037	27	10.895	51.081	27	11.416	50.509	27	11.523	50.296
18	9.614	50.661	6	10.083	50.712	6	11.178	51.072	6	11.784	50.594	3	12.095	50.202
6	9.945	52.693	18	10.206	51.166	18	11.388	51.159	18	11.916	50.516	6	12.101	50.506
3	10.036	50.915	3	10.333	50.871	3	11.564	51.208	3	12.082	50.506	18	12.442	50.715
46	14.683	52.006	8	14.752	50.585	8	14.947	50.172	8	15.626	50.667	8	15.847	50.410
8	14.741	51.701	46	15.560	51.451	46	16.737	51.154	46	17.861	51.112	46	18.973	51.301
7	17.217	51.852	7	18.111	51.468	22	18.810	50.628	22	19.519	50.697	22	20.288	50.958
20	17.375	51.847	22	18.159	51.241	7	19.560	51.426	7	20.841	51.269	7	22.430	51.778
22	17.492	51.744	20	18.507	51.706	20	19.787	51.257	20	20.975	51.176	20	22.539	51.753
14	19.337	51.373	14	20.250	51.487	14	21.809	51.536	14	23.121	51.300	14	24.298	51.366
9	29.155	51.779	9	30.481	51.900	9	32.256	51.752	9	34.464	52.196	9	36.013	51.738
26	32.672	52.409	26	34.486	52.388	26	37.088	52.579	26	39.854	52.754	26	42.644	52.979
									28	6 LAPS	6:11.582P			

Weather : Cloudy / Dry

msttimina.com

Page 3 of 5

Brands Hatch
 Circuit Length = 1.2262 miles.
 Start: 12:59 End: 13:19

Printed - 13:22 Saturday, 22 July 2006

BRSCC Club Formula Ford Zetec Championship

LAP CHART FOR RACE 1

(contd.)

Lap 16			Lap 17			Lap 18			Lap 19			Lap 20		
No	Behind	Laptime	No	Behind	Laptime	No	Behind	Laptime	No	Behind	Laptime	No	Behind	Laptime
17		49.935	17		50.266	17		50.208	17		50.296	17		50.143
23	0.531	50.163	23	0.380	50.115	23	0.367	50.195	23	0.178	50.107	23	0.434	50.399
11	4.293	50.293	11	4.181	50.154	11	4.302	50.329	26	1 LAP	53.997	11	5.163	50.738
4	8.525	50.011	4	8.336	50.077	4	8.271	50.143	11	4.568	50.562	26	1 LAP	53.727
37	9.812	50.503	37	9.934	50.388	37	10.051	50.325	4	8.200	50.225	4	8.332	50.275
1	10.433	50.377	1	10.378	50.211	1	10.453	50.283	37	10.414	50.659	1	10.751	50.209
27	12.110	50.522	27	11.936	50.092	27	11.800	50.072	1	10.685	50.528	37	11.077	50.806
2	12.211	51.037	2	13.518	51.573	2	14.280	50.970	27	11.853	50.349	27	11.949	50.239
44	12.408	51.003	44	13.675	51.533	44	14.362	50.895	44	14.719	50.653	44	15.487	50.911
6	13.132	50.966	6	13.974	51.108	6	14.683	50.917	6	15.827	51.440	3	15.927	49.940
3	13.178	51.018	3	13.998	51.086	3	14.855	51.065	2	16.116	52.132	6	16.462	50.778
18	13.477	50.970	18	14.325	51.114	18	15.298	51.181	3	16.130	51.571	18	17.867	51.584
8	16.617	50.705	8	16.835	50.484	8	17.354	50.727	18	16.426	51.424	2	17.907	51.934
46	20.355	51.317	46	21.480	51.391	46	22.870	51.598	8	17.730	50.672	8	18.491	50.904
22	21.393	51.040	22	21.990	50.863	22	23.207	51.425	46	24.245	51.671	22	27.064	52.758
28	7 LAPS	1:13.200	20	24.243	50.797	20	25.011	50.976	22	24.449	51.538	20	28.048	52.591
20	23.712	51.108	7	25.159	51.219	7	26.059	51.108	20	25.600	50.885	7	29.436	52.239
7	24.206	51.711	14	27.109	51.578	14	28.707	51.806	7	27.340	51.577	14	33.302	53.642
14	25.797	51.434	28	7 LAPS	56.797	9	41.246	51.878	14	29.803	51.392	28	9 LAPS	2:37.008P
9	37.773	51.695	9	39.576	52.069				9	43.382	52.432	46	40.354	1:06.252
26	45.814	53.105	26	48.595	53.047							9	45.198	51.959

Weather : Cloudy / Dry

msttimina.com

Page 4 of 5

Brands Hatch

Circuit Length = 1.2262 miles.

Start: 12:59 End: 13:19

Printed - 13:22 Saturday, 22 July 2006

BRSCC Club Formula Ford Zetec Championship

LAP CHART FOR RACE 1

(contd.)

Lap 21			Lap 22			Lap 23			Lap 24			Lap 25		
No	Behind	Laptime	No	Behind	Laptime	No	Behind	Laptime	No	Behind	Laptime	No	Behind	Laptime
17		50.201	17		50.110	17		50.058	17		50.543			
23	0.435	50.202	23	0.646	50.321	23	0.717	50.129	23	0.477	50.303			
11	5.392	50.430	28	10 LAPS	1:07.187	28	10 LAPS	53.153	9	1 LAP	53.304			
4	8.237	50.106	11	5.667	50.385	11	5.912	50.303	11	6.398	51.029			
26	1 LAP	53.211	4	8.272	50.145	4	8.167	49.953	4	8.542	50.918			
1	10.912	50.362	1	11.274	50.472	1	11.815	50.599	28	10 LAPS	56.751			
37	11.314	50.438	37	11.353	50.149	37	11.909	50.614	1	11.996	50.724			
27	11.976	50.228	27	12.183	50.317	27	12.209	50.084	37	12.906	51.540			
44	16.160	50.874	26	1 LAP	55.543	3	15.950	49.776	27	13.649	51.983			
3	16.174	50.448	3	16.232	50.168	6	18.717	51.178	3	15.204	49.797			
6	16.803	50.542	6	17.597	50.904	18	19.059	50.486	6	19.035	50.861			
18	18.103	50.437	44	18.523	52.473	8	20.152	50.436	18	19.095	50.579			
2	18.886	51.180	18	18.631	50.638	26	1 LAP	57.402	8	20.163	50.554			
8	19.070	50.780	8	19.774	50.814	2	22.176	51.385	2	23.616	51.983			
22	28.011	51.148	2	20.849	52.073	44	22.667	54.202	26	1 LAP	57.129			
20	29.343	51.496	22	29.123	51.222	22	30.657	51.592	44	29.549	57.425			
7	30.316	51.081	20	30.398	51.165	20	31.674	51.334	22	31.834	51.720			
14	35.137	52.036	7	31.710	51.504	7	33.042	51.390	20	32.407	51.276			
46	43.159	53.006	14	36.989	51.962	14	39.290	52.359	7	34.199	51.700			
9	46.982	51.985	46	44.957	51.908	46	46.985	52.086	14	41.431	52.684			
			9	49.062	52.190				46	48.312	51.870			


Weather : Cloudy / Dry

BRSCC Club Formula Ford Zetec Championship

GRID FOR RACE 8

ROW 11	9 MITCHELL	28 CONCHADO
ROW 10	14 PAYNE	26 BURET
ROW 9	8 KNAP	22 DOBSON
ROW 8	37 DE RUIT	4 PERRET
ROW 7	3 FLORIE	18 JONGEJANS
ROW 6	7 PRATT	27 CATSBURG
ROW 5	20 VAN DONGEN	11 VUIK
ROW 4	46 JARDINE	2 HAVERLAND
ROW 3	96 DOWN	44 BELL
ROW 2	17 TOFTS	6 LUKASHEVICH
ROW 1	23 MAYES	1 VAN DER LOF

POLE



Weather : Cloudy / Damp

These results are provisional until the conclusion of any judicial and technical matters.

Brands Hatch

Circuit Length = 1.2262 miles.

Start: 08:59 End: 09:13

Clerk of Course:

Stewards:

Timekeeper:

BRSCC Club Formula Ford Zetec Championship PROVISIONAL RESULT - RACE 8

POS	NO	CL	DRIVER	NAT	CAR	TIME	LAPS	GAP	MPH	BEST
1	3	AB	Michel FLORIE		Mygale SJ01	20:25.880	23		82.87	49.848
2	17	A	Neil TOFTS		Mygale SJ04	20:29.724	23	3.844	82.61	50.162
3	27	AB	Nick CATSBURG		Mygale SJ00	20:31.657	23	5.777	82.48	50.324
4	18	AB	Rogier JONGEJANS		Mygale SJ05	20:33.101	23	7.221	82.39	50.353
5	8	AB	Simon KNAP		Mygale SJ2006	20:33.951	23	8.071	82.33	50.289
6	4	AB	Benoit PERRET		Mygale SJ2001	20:35.272	23	9.392	82.24	50.089
7	44	A	Craig BELL		Van Diemen RF02	20:37.164	23	11.284	82.12	50.603
8	37	AB	Romano DE RUIT		Mygale SJ00	20:39.744	23	13.864	81.95	50.253
9	2	AB	Sylvain HAVERLAND		Mygale SJ01	20:41.890	23	16.010	81.80	50.961
10	23	A	David MAYES		Ray GR03	20:41.973	23	16.093	81.80	50.154
11	11	AB	Henk VUIK Jnr		Mygale SJ03	20:42.424	23	16.544	81.77	50.412
12	22	A	Mathew DOBSON		Van Diemen RF03	20:43.069	23	17.189	81.73	50.969
13	20	AB	Jan Paul VAN DONGEN		Van Diemen RF00	20:50.674	23	24.794	81.23	50.937
14	7	A	Ian PRATT		Van Diemen RF01	20:53.229	23	27.349	81.06	51.084
15	9	B	Andrew MITCHELL		Ray FF99	21:01.399	23	35.519	80.54	51.609
16	14	A	Matthew PAYNE		Mygale SJ2004	21:11.933	23	46.053	79.87	51.669
17	28	AB	Marcelo CONCHADO		Mygale SJ01	20:32.362	22	1 LAP	78.85	52.731
18	26	BB	Pierre BURET		Swift SC95	20:40.436	22	1 LAP	78.34	53.033

NOT CLASSIFIED

1	AB	Shirley VAN DER LOF	Mygale SJ04	18:00.064	20	D.N.F.	81.80	50.278
46	A	Jamie JARDINE	Van Diemen RF03	10:50.236	11	D.N.F.	74.78	53.201
96	A	Jason DOWN	Getem GD304/Z	10:40.234	10	D.N.F.	69.05	50.947
6	AB	Ivan LUKASHEVICH	Spirit WL05	1:49.060	2	D.N.F.	81.57	50.936

FASTEST LAP

3	AB	Michel FLORIE	Mygale SJ01	49.848	8	88.55mph	142.51kph
23	A	David MAYES	Ray GR03	50.154	8	88.01mph	141.64kph
9	B	Andrew MITCHELL	Ray FF99	51.609	13	85.53mph	137.65kph
26	BB	Pierre BURET	Swift SC95	53.033	14	83.23mph	133.95kph

Weather : Cloudy / Dry

These results are provisional until the conclusion of any judicial and technical matters.

Brands Hatch

Circuit Length = 1.2262 miles.

Start: 12:55 End: 13:16

Clerk of Course:	Stewards:	Timekeeper:
------------------	-----------	-------------

BRSCC Club Formula Ford Zetec Championship

LAP CHART FOR RACE 8

Lap 1			Lap 2			Lap 3			Lap 4			Lap 5		
No	Behind	Laptime	No	Behind	Laptime	No	Behind	Laptime	No	Behind	Laptime	No	Behind	Laptime
23		56.112	23		50.488	23		50.397	23		1:06.386	23		1:30.893
17	1.434	57.546	17	1.556	50.610	17	1.909	50.750	17	0.636	1:05.113	17	1.075	1:31.332
1	1.904	58.016	1	2.341	50.925	1	2.947	51.003	1	0.969	1:04.408	1	2.137	1:32.061
6	2.012	58.124	6	2.460	50.936	44	4.523	51.470	44	1.547	1:03.410	44	2.307	1:31.653
96	2.109	58.221	96	2.568	50.947	27	5.227	50.810	27	2.854	1:04.013	27	2.624	1:30.663
44	2.921	59.033	44	3.450	51.017	3	5.358	50.580	3	4.088	1:05.116	3	2.761	1:29.566
2	3.193	59.305	27	4.814	50.788	18	6.828	51.829	18	4.879	1:04.437	18	3.022	1:29.036
11	3.538	59.650	3	5.175	50.686	2	7.284	52.504	2	5.406	1:04.508	2	3.368	1:28.855
27	4.514	1:00.626	2	5.177	52.472	37	7.588	51.505	37	5.784	1:04.582	37	3.755	1:28.864
20	4.858	1:00.970	18	5.396	50.701	8	7.892	51.502	8	6.348	1:04.842	8	4.123	1:28.668
3	4.977	1:01.089	20	6.363	51.993	96	9.595	57.424	96	7.230	1:04.021	96	5.224	1:28.887
18	5.183	1:01.295	37	6.480	50.721	7	10.137	52.712	7	7.814	1:04.063	7	5.717	1:28.796
7	5.894	1:02.006	8	6.787	50.798	22	10.385	52.972	22	8.318	1:04.319	22	6.528	1:29.103
37	6.247	1:02.359	22	7.810	50.969	14	10.825	51.984	14	9.069	1:04.630	14	7.422	1:29.246
8	6.477	1:02.589	7	7.822	52.416	4	14.684	50.993	4	9.422	1:01.124	4	7.508	1:28.979
22	7.329	1:03.441	14	9.238	52.158	9	15.503	53.389	9	9.873	1:00.756	9	8.068	1:29.088
14	7.568	1:03.680	28	11.898	52.783	26	16.532	53.584	26	11.215	1:01.069	26	9.668	1:29.346
28	9.603	1:05.715	9	12.511	52.260	20	17.741	1:01.775	20	11.943	1:00.588	20	9.788	1:28.738
26	10.197	1:06.309	26	13.345	53.636	11	18.856	50.726	11	12.521	1:00.051	11	9.849	1:28.221
9	10.739	1:06.851	4	14.088	50.155	28	22.597	1:01.096	28	13.545	57.334	28	10.784	1:28.132
4	14.421	1:10.533	11	18.527	1:05.477	46	29.875	55.495	46	19.632	56.143	46	12.768	1:24.029
46	20.033	1:16.145	46	24.777	55.232									

Weather : Cloudy / Dry

BRSCC Club Formula Ford Zetec Championship

LAP CHART FOR RACE 8

(contd.)

Lap 6			Lap 7			Lap 8			Lap 9			Lap 10		
No	Behind	Laptime	No	Behind	Laptime	No	Behind	Laptime	No	Behind	Laptime	No	Behind	Laptime
23		50.455	23		50.261	23		50.154	17		50.594	17		50.680
17	1.727	51.107	17	1.628	50.162	17	1.712	50.238	3	0.885	50.275	3	0.231	50.026
1	2.330	50.648	1	2.419	50.350	1	2.543	50.278	1	1.525	51.288	1	1.274	50.429
44	2.846	50.994	44	3.188	50.603	3	2.916	49.848	44	2.738	51.031	44	3.139	51.081
27	3.030	50.861	3	3.222	50.363	44	4.013	50.979	27	2.989	51.064	27	3.235	50.926
3	3.120	50.814	27	3.578	50.809	27	4.231	50.807	18	3.299	51.282	18	3.306	50.687
18	3.618	51.051	18	3.806	50.449	18	4.323	50.671	37	3.504	50.734	37	3.609	50.785
2	4.279	51.366	37	4.943	50.759	37	5.076	50.287	8	4.078	50.636	8	4.145	50.747
37	4.445	51.145	8	5.613	51.305	8	5.748	50.289	23	5.265	57.571	23	5.004	50.419
8	4.569	50.901	2	5.931	51.913	2	6.785	51.008	2	5.591	51.112	4	5.278	50.304
96	5.896	51.127	96	6.614	50.979	96	7.581	51.121	4	5.654	50.355	2	5.962	51.051
7	6.346	51.084	4	7.670	50.570	4	7.605	50.089	96	7.145	51.870	22	8.855	51.382
22	7.310	51.237	7	7.691	51.606	7	9.109	51.572	22	8.153	51.288	7	9.477	51.465
4	7.361	50.308	22	8.130	51.081	22	9.171	51.195	7	8.692	51.889	11	10.398	50.615
14	9.172	52.205	11	11.664	52.119	11	11.971	50.461	11	10.463	50.798	9	14.802	52.242
9	9.594	51.981	14	11.830	52.919	14	13.345	51.669	9	13.240	51.794	20	15.017	51.458
11	9.806	50.412	9	12.146	52.813	9	13.752	51.760	14	13.949	52.910	14	15.921	52.652
20	10.448	51.115	20	12.239	52.052	20	14.053	51.968	20	14.239	52.492	28	22.010	52.970
26	13.642	54.429	28	16.702	53.187	28	19.279	52.731	28	19.720	52.747	26	24.926	53.292
28	13.776	53.447	26	17.953	54.572	26	21.442	53.643	26	22.314	53.178	46	28.903	53.897
46	17.135	54.822	46	20.682	53.808	46	24.133	53.605	46	25.686	53.859			

Weather : Cloudy / Dry

BRSCC Club Formula Ford Zetec Championship LAP CHART FOR RACE 8

(contd.)

Lap 11			Lap 12			Lap 13			Lap 14			Lap 15		
No	Behind	Laptime	No	Behind	Laptime	No	Behind	Laptime	No	Behind	Laptime	No	Behind	Laptime
3		50.469	3		50.219	3		50.211	3		50.382	3		50.284
17	0.517	51.217	17	0.875	50.577	17	1.154	50.490	17	1.605	50.833	17	2.033	50.712
1	1.017	50.443	1	3.417	52.619	27	4.143	50.885	27	4.787	51.026	27	4.847	50.344
27	2.859	50.324	27	3.469	50.829	1	4.497	51.291	1	5.237	51.122	1	5.565	50.612
44	3.639	51.200	37	4.339	50.654	37	4.595	50.467	37	5.445	51.232	37	5.940	50.779
37	3.904	50.995	44	4.595	51.175	18	4.869	50.353	18	5.594	51.107	18	6.020	50.710
18	4.030	51.424	18	4.727	50.916	8	5.255	50.574	8	5.874	51.001	8	6.382	50.792
8	4.159	50.714	8	4.892	50.952	44	6.002	51.618	44	6.458	50.838	4	6.724	50.439
23	4.698	50.394	23	5.216	50.737	23	6.075	51.070	4	6.569	50.692	44	7.212	51.038
4	4.970	50.392	4	5.319	50.568	4	6.259	51.151	2	8.804	51.242	2	9.705	51.185
2	6.223	50.961	2	7.139	51.135	2	7.944	51.016	11	11.375	50.792	11	12.083	50.992
22	9.237	51.082	22	10.253	51.235	11	10.965	50.735	22	12.257	51.210	22	13.063	51.090
11	10.242	50.544	11	10.441	50.418	22	11.429	51.387	23	13.218	57.525	23	13.527	50.593
7	10.854	52.077	7	12.331	51.696	7	13.910	51.790	7	15.317	51.789	7	16.791	51.758
20	15.712	51.395	20	16.637	51.144	20	17.380	50.954	20	17.935	50.937	20	18.882	51.231
9	16.289	52.187	9	17.841	51.771	9	19.239	51.609	9	20.713	51.856	9	22.729	52.300
14	17.467	52.246	14	19.474	52.226	14	21.669	52.406	14	23.553	52.266	14	25.620	52.351
96	1 LAP	1:55.637P	28	27.053	53.032	28	29.621	52.779	28	32.354	53.115	28	35.226	53.156
28	24.240	52.930	26	30.530	53.060	26	33.435	53.116	26	36.086	53.033	26	38.911	53.109
26	27.689	53.463												
46	31.404	53.201												

Weather : Cloudy / Dry

BRSCC Club Formula Ford Zetec Championship

LAP CHART FOR RACE 8

(contd.)

Lap 16			Lap 17			Lap 18			Lap 19			Lap 20		
No	Behind	Laptime	No	Behind	Laptime	No	Behind	Laptime	No	Behind	Laptime	No	Behind	Laptime
3		50.356	3		50.430	3		50.227	3		50.409	3		50.355
17	2.413	50.736	17	2.685	50.702	17	3.559	51.101	17	3.920	50.770	26	1 LAP	54.613
27	5.012	50.521	27	5.304	50.722	27	5.476	50.399	27	5.712	50.645	17	4.116	50.551
1	5.695	50.486	1	6.088	50.823	1	6.531	50.670	1	6.861	50.739	27	5.861	50.504
37	5.837	50.253	37	6.486	51.079	37	6.981	50.722	37	7.051	50.479	1	8.359	51.853
18	6.526	50.862	18	6.783	50.687	18	7.314	50.758	18	7.405	50.500	37	8.466	51.770
8	6.967	50.941	8	7.421	50.884	8	8.489	51.295	8	9.364	51.284	18	8.719	51.669
4	7.071	50.703	4	7.666	51.025	4	8.832	51.393	4	9.454	51.031	8	9.808	50.799
44	7.871	51.015	44	8.395	50.954	44	9.525	51.357	44	10.252	51.136	4	9.874	50.775
2	10.676	51.327	2	11.727	51.481	2	12.882	51.382	2	14.430	51.957	44	11.004	51.107
11	12.458	50.731	11	12.928	50.900	11	13.445	50.744	11	14.553	51.517	2	15.809	51.734
22	13.804	51.097	23	14.365	50.747	23	15.055	50.917	23	15.537	50.891	11	15.890	51.692
23	14.048	50.877	22	14.814	51.440	22	15.862	51.275	22	16.542	51.089	23	16.152	50.970
7	18.720	52.285	20	20.458	51.365	20	21.550	51.319	20	22.695	51.554	22	17.366	51.179
20	19.523	50.997	7	20.462	52.172	7	22.317	52.082	7	23.978	52.070	20	23.823	51.483
9	24.450	52.077	9	26.310	52.290	9	28.003	51.920	9	29.785	52.191	7	25.327	51.704
14	27.660	52.396	14	30.069	52.839	14	32.839	52.997	14	35.775	53.345	9	31.970	52.540
28	37.965	53.095	28	40.595	53.060	28	43.877	53.509	28	47.004	53.536	14	38.600	53.180
26	41.765	53.210	26	45.005	53.670	26	48.412	53.634						

Weather : Cloudy / Dry

msttimina.com

Page 4 of 5

Brands Hatch
 Circuit Length = 1.2262 miles.
 Start: 12:55 End: 13:16
 Printed - 13:17 Sunday, 23 July 2006

BRSCC Club Formula Ford Zetec Championship

LAP CHART FOR RACE 8

(contd.)

Lap 21			Lap 22			Lap 23			Lap 24			Lap 25		
No	Behind	Laptime	No	Behind	Laptime	No	Behind	Laptime	No	Behind	Laptime	No	Behind	Laptime
3		50.834	3		50.945	3		52.396						
28	1 LAP	55.045	28	1 LAP	53.253	17	3.844	51.151						
17	4.604	51.322	17	5.089	51.430	27	5.777	51.412						
26	1 LAP	54.095	27	6.761	51.705	28	1 LAP	55.710						
27	6.001	50.974	18	8.948	51.049	18	7.221	50.669						
18	8.844	50.959	8	9.589	50.767	8	8.071	50.878						
8	9.767	50.793	4	9.813	50.828	4	9.392	51.975						
4	9.930	50.890	26	1 LAP	56.756	44	11.284	51.519						
44	11.693	51.523	44	12.161	51.413	37	13.864	53.006						
37	13.072	55.440	37	13.254	51.127	26	1 LAP	55.619						
2	16.738	51.763	2	17.170	51.377	2	16.010	51.236						
23	16.794	51.476	23	17.307	51.458	23	16.093	51.182						
11	17.210	52.154	11	17.571	51.306	11	16.544	51.369						
22	18.129	51.597	22	18.401	51.217	22	17.189	51.184						
20	24.905	51.916	20	25.635	51.675	20	24.794	51.555						
7	26.645	52.152	7	27.830	52.130	7	27.349	51.915						
9	33.922	52.786	9	35.444	52.467	9	35.519	52.471						
14	41.775	54.009	14	44.642	53.812	14	46.053	53.807						

Weather : Cloudy / Dry

MRC Stoneguard Mono Championship - Classes 12F, 12S, 1600 & 1800 QUALIFYING FOR RACE 2

POS	NO	CL	DRIVER	NAT	CAR	TIME	LAPS	GAP	MPH
1	10	12F	Colin STONE		Jedi Mk6	48.119	17		91.73
2	22	12F	Chris WOODHOUSE		Speads RMo4	48.213	17	0.094	91.55
3	1	12F	John CARDING		Spead RM02	48.878	17	0.759	90.31
4	27	12S	Ake BORNEBUSCH		Jedi Mk4	49.051	18	0.932	89.99
5	88	12S	Chris ROBINSON		Jedi Mk6	49.115	17	0.996	89.87
6	38	12F	Bob COUCHMAN		Jedi Mk6	49.739	16	1.620	88.75
7	3	12F	Adrian WRIGHT		GEM AW2	50.233	16	2.114	87.87
8	16	12F	Stephen BROOKS		Speads RM03	50.547	11	2.428	87.33
9	11	12S	Steve CAVE		Speads RM06	51.065	14	2.946	86.44
10	18	12F	Gary HILL		OMS 2000M	51.732	14	3.613	85.33
11	84	160	Jamie STANLEY		Van Diemen RF00	51.972	16	3.853	84.93
12	71	180	Malcolm SCOTT		Van Diemen RF00	52.052	16	3.933	84.80
13	85	180	Peter BRAGG		Mygale SJ00	52.680	16	4.561	83.79
14	57	180	Jennifer SCOTT		Van Diemen RF98	52.710	16	4.591	83.74
15	19	12F	Paul BROOKS		Jedi Mk4	52.865	12	4.746	83.50
16	77	160	Geoff FERN		Van Diemen RF89	53.054	17	4.935	83.20
17	58	160	Ewan SERGISON		Phionex 002	53.229	15	5.110	82.93
18	20	12F	Toni IMPIERI		Speads RMo4/S	53.878	11	5.759	81.93
19	21	12S	Geoff JONES		Speads RM02	54.230	8	6.111	81.40
20	80	180	Nick ANSTRUTHER		Vauxhall FF Vauxhall Jnr	55.262	14	7.143	79.88
21	74	180	Patrick HUSTON		Swift SC97Z	55.283	15	7.164	79.85
22	81	180	Richard REEVE		Van Diemen Vauxhall Junior	55.625	12	7.506	79.35
23	66	160	David PARKINSON		Reynard FF83	55.681	16	7.562	79.27
24	94	180	Jason TARLING		Formula Vauxhall Junior	55.952	5	7.833	78.89
25	96	160	Pete KNIPE		Quest 86	1:20.586	2	32.467	54.77

Car No's 11 & 85 need working transponders for the race please.

Weather : Cloudy / Damp

These results are provisional until the conclusion of any judicial and technical matters.

Brands Hatch

Circuit Length = 1.2262 miles.

Start: 09:21 End: 09:40

Clerk of Course:	Stewards:	Timekeeper:
------------------	-----------	-------------

MRC Stoneguard Mono Championship - Classes 12F, 12S, 1600 & 1800 LAP ANALYSIS - QUALIFYING RACE 2

1	John CARDING	Spead RM02					
1 -	2:00.846	6 -	5:10.017P	11 -	49.420	16 -	48.878
2 -	59.222	7 -	1:03.044	12 -	49.234	17 -	50.220
3 -	53.355	8 -	50.002	13 -	49.369		
4 -	51.613	9 -	50.405	14 -	49.153		
5 -	50.481	10 -	50.732	15 -	50.682		
3	Adrian WRIGHT	GEM AW2					
1 -	1:30.044	6 -	51.629	11 -	50.233	16 -	1:23.728P
2 -	55.329	7 -	5:02.409P	12 -	50.806		
3 -	52.657	8 -	1:00.734	13 -	51.478		
4 -	54.409	9 -	52.099	14 -	50.256		
5 -	51.398	10 -	50.950	15 -	52.453		
10	Colin STONE	Jedi Mk6					
1 -	1:55.287	6 -	5:37.839P	11 -	48.558	16 -	48.378
2 -	56.194	7 -	1:00.332	12 -	49.043	17 -	48.119
3 -	52.202	8 -	49.796	13 -	49.092		
4 -	51.790	9 -	51.005	14 -	48.518		
5 -	51.289	10 -	48.872	15 -	48.945		
11	Steve CAVE	Speads RM06					
1 -	1:52.686	6 -	6:04.236P	11 -	51.707		
2 -	54.415	7 -	1:15.382	12 -	51.708		
3 -	52.260	8 -	52.515	13 -	51.464		
4 -	51.677	9 -	51.715	14 -	51.065		
5 -	52.048	10 -	51.329				
16	Stephen BROOKS	Speads RM03					
1 -	1:17.455	6 -	52.526	11 -	1:14.194P		
2 -	56.560	7 -	5:06.573P				
3 -	56.031	8 -	59.792				
4 -	52.418	9 -	51.537				
5 -	53.252	10 -	50.547				
18	Gary HILL	OMS 2000M					
1 -	1:25.362	6 -	52.011	11 -	52.957		
2 -	57.136	7 -	5:02.150P	12 -	52.787		
3 -	55.380	8 -	59.681	13 -	54.350		
4 -	55.587	9 -	52.270	14 -	1:39.192P		
5 -	51.732	10 -	52.773				
19	Paul BROOKS	Jedi Mk4					
1 -	5:33.233	6 -	56.089	11 -	54.066		
2 -	5:15.867P	7 -	53.892	12 -	52.865		
3 -	1:04.238	8 -	53.805				
4 -	57.497	9 -	53.424				
5 -	56.005	10 -	53.336				

Car No's 11 & 85 need working transponders for the race please.
Weather : Cloudy / Damp

Brands Hatch
Circuit Length = 1.2262 miles.
Start: 09:21 End: 09:40

MRC Stoneguard Mono Championship - Classes 12F, 12S, 1600 & 1800 LAP ANALYSIS - QUALIFYING RACE 2

(contd.)

20	Toni IMPIERI	Speads RMo4/S			
1 -	2:01.789	6 -	57.697	11 -	1:11.122
2 -	59.698	7 -	54.774		
3 -	2:37.231P	8 -	53.878		
4 -	5:36.263P	9 -	54.788		
5 -	1:00.025	10 -	2:52.384P		
21	Geoff JONES	Speads RM02			
1 -	1:24.598	6 -	5:55.070P		
2 -	57.624	7 -	1:01.045		
3 -	55.443	8 -	2:08.111P		
4 -	55.709				
5 -	54.230				
22	Chris WOODHOUSE	Speads RMo4			
1 -	1:52.412	6 -	5:47.672P	11 -	49.449
2 -	59.944	7 -	56.112	12 -	50.868
3 -	52.535	8 -	49.391	13 -	49.481
4 -	53.027	9 -	49.762	14 -	49.547
5 -	50.930	10 -	49.588	15 -	49.258
16 -				17 -	48.213
27	Ake BORNEBUSCH	Jedi Mk4			
1 -	1:12.778	6 -	50.731	11 -	49.802
2 -	55.371	7 -	5:07.819P	12 -	49.481
3 -	54.675	8 -	1:02.303	13 -	49.592
4 -	52.623	9 -	50.153	14 -	50.533
5 -	53.115	10 -	51.002	15 -	49.907
16 -				18 -	49.051
38	Bob COUCHMAN	Jedi Mk6			
1 -	1:19.912	6 -	50.979	11 -	53.705
2 -	56.057	7 -	5:08.188P	12 -	50.944
3 -	53.909	8 -	1:02.063	13 -	50.260
4 -	52.016	9 -	52.649	14 -	49.758
5 -	51.394	10 -	50.332	15 -	50.173
16 -					49.739
57	Jennifer SCOTT	Van Diemen RF98			
1 -	1:57.344	6 -	5:34.194P	11 -	52.891
2 -	1:00.367	7 -	1:00.228	12 -	53.016
3 -	57.407	8 -	54.311	13 -	53.224
4 -	56.382	9 -	53.312	14 -	52.996
5 -	55.152	10 -	53.409	15 -	52.710
16 -					53.025
58	Ewan SERGISON	Phionex 002			
1 -	2:02.133	6 -	5:33.607P	11 -	55.172
2 -	1:00.514	7 -	1:08.156	12 -	53.719
3 -	58.292	8 -	56.343	13 -	54.654
4 -	57.200	9 -	54.770	14 -	53.763
5 -	56.543	10 -	54.377	15 -	53.229

Car No's 11 & 85 need working transponders for the race please.
Weather : Cloudy / Damp

Brands Hatch
Circuit Length = 1.2262 miles.
Start: 09:21 End: 09:40

MRC Stoneguard Mono Championship - Classes 12F, 12S, 1600 & 1800 LAP ANALYSIS - QUALIFYING RACE 2

(contd.)

66	David PARKINSON	Reynard FF83					
1 -	1:56.807	6 -	5:07.476P	11 -	56.468	16 -	57.379
2 -	59.309	7 -	1:02.682	12 -	56.320		
3 -	57.383	8 -	56.435	13 -	56.323		
4 -	57.956	9 -	56.323	14 -	57.512		
5 -	57.384	10 -	56.062	15 -	55.681		
71	Malcolm SCOTT	Van Diemen RF00					
1 -	1:52.555	6 -	5:50.414P	11 -	52.600	16 -	52.052
2 -	56.056	7 -	1:01.171	12 -	52.490		
3 -	53.716	8 -	52.785	13 -	53.302		
4 -	53.180	9 -	52.622	14 -	52.745		
5 -	53.365	10 -	52.454	15 -	53.190		
74	Patrick HUSTON	Swift SC97Z					
1 -	1:33.410	6 -	5:48.085P	11 -	58.077		
2 -	58.917	7 -	1:02.072	12 -	55.938		
3 -	58.763	8 -	57.294	13 -	56.766		
4 -	58.314	9 -	55.583	14 -	55.454		
5 -	1:00.619	10 -	55.283	15 -	55.379		
77	Geoff FERN	Van Diemen RF89					
1 -	1:19.360	6 -	55.061	11 -	53.487	16 -	54.371
2 -	57.531	7 -	5:02.363P	12 -	53.054	17 -	53.082
3 -	56.352	8 -	59.227	13 -	55.432		
4 -	56.391	9 -	53.219	14 -	53.296		
5 -	53.955	10 -	53.861	15 -	53.991		
80	Nick ANSTRUTHER	Vauxhall FF Vauxhall Jnr					
1 -	2:12.560	6 -	1:06.835	11 -	56.366		
2 -	1:04.535	7 -	58.967	12 -	55.797		
3 -	1:02.551	8 -	58.315	13 -	57.654		
4 -	59.930	9 -	57.600	14 -	55.262		
5 -	6:05.780P	10 -	56.943				
81	Richard REEVE	Van Diemen Vauxhall Junior					
1 -	2:02.762	6 -	1:17.136	11 -	57.316		
2 -	1:06.972	7 -	58.707	12 -	55.625		
3 -	1:04.473	8 -	59.132				
4 -	59.457	9 -	56.901				
5 -	5:52.314P	10 -	57.691				
84	Jamie STANLEY	Van Diemen RF00					
1 -	1:39.896	6 -	5:59.411P	11 -	54.213	16 -	52.964
2 -	54.756	7 -	1:01.447	12 -	52.617		
3 -	54.165	8 -	59.294	13 -	51.972		
4 -	54.423	9 -	53.025	14 -	52.403		
5 -	1:00.595	10 -	52.565	15 -	53.582		

Car No's 11 & 85 need working transponders for the race please.
Weather : Cloudy / Damp

Brands Hatch
Circuit Length = 1.2262 miles.
Start: 09:21 End: 09:40


MRC Stoneguard Mono Championship - Classes 12F, 12S, 1600 & 1800 LAP ANALYSIS - QUALIFYING RACE 2

(contd.)

85	Peter BRAGG				Mygale SJ00
1 -	1:55.172	6 -	5:07.367P	11 -	52.877
2 -	1:00.257	7 -	1:05.918	12 -	53.488
3 -	56.464	8 -	53.922	13 -	52.785
4 -	56.832	9 -	53.218	14 -	52.680
5 -	54.657	10 -	52.809	15 -	53.030
88	Chris ROBINSON				Jedi Mk6
1 -	1:56.249	6 -	5:43.909P	11 -	49.371
2 -	57.476	7 -	55.371	12 -	49.174
3 -	53.417	8 -	50.557	13 -	49.115
4 -	51.399	9 -	49.706	14 -	50.462
5 -	50.893	10 -	50.175	15 -	49.536
94	Jason TARLING				Formula Vauxhall Junior
1 -	1:30.945				
2 -	58.348				
3 -	56.355				
4 -	57.097				
5 -	55.952				
96	Pete KNIPE				Quest 86
1 -	1:42.657				
2 -	1:20.586				

Car No's 11 & 85 need working transponders for the race please.
Weather : Cloudy / Damp

**MRC Stoneguard Mono Championship - Classes 12F, 12S, 1600 & 1800
GRID FOR RACE 2**

ROW 13	96	KNIFE			
ROW 12	66	PARKINSON		94	TARLING
ROW 11	74	HUSTON		81	REEVE
ROW 10	21	JONES		80	ANSTRUTHER
ROW 9	58	SERGISON		20	IMPIERI
ROW 8	19	BROOKS		77	FERN
ROW 7	85	BRAGG		57	SCOTT
ROW 6	84	STANLEY		71	SCOTT
ROW 5	11	CAVE		18	HILL
ROW 4	3	WRIGHT		16	BROOKS
ROW 3	88	ROBINSON		38	COUCHMAN
ROW 2	1	CARDING		27	BORNEBUSCH
ROW 1	10	STONE		22	WOODHOUSE
POLE					
					

Car No's 11 & 85 need working transponders for the race please.

Weather : Cloudy / Damp

These results are provisional until the conclusion of any judicial and technical matters.

Brands Hatch

Circuit Length = 1.2262 miles.

Start: 09:21 End: 09:40

Clerk of Course:	Stewards:	Timekeeper:

MRC Stoneguard Mono Championship - Classes 12F, 12S, 1600 & 1800

PROVISIONAL RESULT - RACE 2

POS	NO	CL	DRIVER	NAT	CAR	TIME	LAPS	GAP	MPH	BEST
1	3	12F	Adrian WRIGHT		GEM AW2	20:23.775	23		83.01	49.815
2	10	12F	Colin STONE		Jedi Mk6	20:26.792	23	3.017	82.81	48.321
3	27	12S	Ake BORNEBUSCH		Jedi Mk4	20:36.972	23	13.197	82.13	49.821
4	11	12S	Steve CAVE		Speads RM06	20:37.022	23	13.247	82.13	50.073
5	1	12F	John CARDING		Spead RM02	20:38.677	23	14.902	82.02	50.257
6	88	12S	Chris ROBINSON		Jedi Mk6	20:53.435	23	29.660	81.05	49.981
7	38	12F	Bob COUCHMAN		Jedi Mk6	20:54.073	23	30.298	81.01	50.209
8	21	12S	Geoff JONES		Speads RM02	21:15.833	23	52.058	79.63	51.182
9	77	160	Geoff FERN		Van Diemen RF89	20:53.001	22	1 LAP	77.56	52.720
10	84	160	Jamie STANLEY		Van Diemen RF00	20:53.723	22	1 LAP	77.51	53.368
11	71	180	Malcolm SCOTT		Van Diemen RF00	21:02.029	22	1 LAP	77.00	53.085
12	16	12F	Stephen BROOKS		Speads RM03	21:05.842	22	1 LAP	76.77	50.476
13	57	180	Jennifer SCOTT		Van Diemen RF98	21:25.596	22	1 LAP	75.59	54.160
14	58	160	Ewan SERGISON		Phionex 002	20:29.126	21	2 LAPS	75.47	53.726
15	19	12F	Paul BROOKS		Jedi Mk4	20:35.726	21	2 LAPS	75.07	55.008
16	85	180	Peter BRAGG		Mygale SJ00	20:40.797	21	2 LAPS	74.76	53.770
17	80	180	Nick ANSTRUTHER		Vauxhall FF Vauxhall Jnr	20:48.295	21	2 LAPS	74.31	54.761
18	94	180	Jason TARLING		Formula Vauxhall Junior	21:10.325	21	2 LAPS	73.02	54.671
19	74	180	Patrick HUSTON		Swift SC97Z	21:18.575	21	2 LAPS	72.55	55.983

NOT CLASSIFIED

66	160	David PARKINSON		Reynard FF83	18:10.138	17	D.N.F.	68.90	56.602
22	12F	Chris WOODHOUSE		Speads RMo4	11:43.093	14	D.N.F.	87.99	48.854
96	160	Pete KNIPE		Quest 86	12:28.371	13	D.N.F.	76.77	54.885
18	12F	Gary HILL		OMS 2000M	5:14.297	5	D.N.F.	70.44	53.266
20	12F	Toni IMPIERI		Speads RMo4/S	2:02.489	2	D.N.F.	72.63	54.847
81	180	Richard REEVE		Van Diemen Vauxhall Junior	2:09.267	2	D.N.F.	68.82	57.643

FASTEST LAP

10	12F	Colin STONE		Jedi Mk6	48.321	5	91.35mph	147.02kph
27	12S	Ake BORNEBUSCH		Jedi Mk4	49.821	9	88.60mph	142.59kph
77	160	Geoff FERN		Van Diemen RF89	52.720	9	83.73mph	134.75kph
71	180	Malcolm SCOTT		Van Diemen RF00	53.085	9	83.15mph	133.82kph

Car No 11 may not be timed at future meetings if no transponder fitted.

Weather : Cloudy / Wet

These results are provisional until the conclusion of any judicial and technical matters.

Brands Hatch

Circuit Length = 1.2262 miles.

Start: 13:29 End: 13:49

Clerk of Course:	Stewards:	Timekeeper:
------------------	-----------	-------------

MRC Stoneguard Mono Championship - Classes 12F, 12S, 1600 & 1800 LAP CHART FOR RACE 2

Lap 1			Lap 2			Lap 3			Lap 4			Lap 5		
No	Behind	Laptime	No	Behind	Laptime	No	Behind	Laptime	No	Behind	Laptime	No	Behind	Laptime
22		56.314	22		49.889	22		48.908	10		49.260	10		48.321
10	0.743	57.057	10	0.288	49.434	10	0.217	48.837	22	0.270	49.747	22	2.105	50.156
1	1.315	57.629	27	2.115	50.422	27	3.654	50.447	27	4.679	50.502	27	7.486	51.128
27	1.582	57.896	1	2.401	50.975	1	3.983	50.490	1	5.164	50.658	1	7.947	51.104
38	2.518	58.832	38	4.561	51.932	38	6.347	50.694	3	8.638	51.310	3	10.132	49.815
16	2.937	59.251	16	5.015	51.967	3	6.805	50.524	38	8.642	51.772	38	11.503	51.182
3	3.611	59.925	3	5.189	51.467	11	8.678	51.372	11	9.986	50.785	11	11.802	50.137
11	4.815	1:01.129	11	6.214	51.288	16	9.347	53.240	16	12.138	52.268	16	14.863	51.046
84	6.215	1:02.529	84	9.694	53.368	84	14.439	53.653	88	18.882	53.495	88	22.294	51.733
85	6.852	1:03.166	85	10.916	53.953	88	14.864	51.980	21	18.913	52.351	21	22.643	52.051
71	7.026	1:03.340	71	11.047	53.910	85	15.882	53.874	84	20.700	55.738	77	26.018	53.386
88	7.470	1:03.784	77	11.737	53.406	21	16.039	52.686	77	20.953	54.028	84	26.985	54.606
77	8.220	1:04.534	88	11.792	54.211	77	16.402	53.573	71	21.311	53.966	71	27.263	54.273
18	8.609	1:04.923	18	11.986	53.266	71	16.822	54.683	85	21.502	55.097	85	27.573	54.392
21	9.771	1:06.085	21	12.261	52.379	18	18.027	54.949	18	25.602	57.052	58	34.935	55.270
19	10.527	1:06.841	19	15.922	55.284	58	23.153	54.401	58	27.986	54.310	19	37.466	55.008
20	11.328	1:07.642	20	16.286	54.847	19	23.552	56.538	19	30.779	56.704	57	37.740	55.112
58	11.458	1:07.772	57	17.563	55.652	57	24.019	55.364	57	30.949	56.407	94	42.182	55.166
57	11.800	1:08.114	58	17.660	56.091	66	28.377	56.905	94	35.337	56.141	74	45.278	56.167
66	13.667	1:09.981	66	20.380	56.602	94	28.673	56.043	66	36.771	57.871	80	45.372	56.881
80	14.151	1:10.465	80	21.066	56.804	80	29.040	56.882	80	36.812	57.249	66	45.998	57.548
74	14.538	1:10.852	94	21.538	56.163	74	30.094	56.068	74	37.432	56.815	96	46.181	55.214
94	15.264	1:11.578	74	22.934	58.285	96	33.739	58.878	96	39.288	55.026			
81	15.310	1:11.624	81	23.064	57.643									
96	16.894	1:13.208	96	23.769	56.764									

Car No 11 may not be timed at future meetings if no transponder fitted.
Weather : Cloudy / Wet

Brands Hatch
Circuit Length = 1.2262 miles.
Start: 13:29 End: 13:49

MRC Stoneguard Mono Championship - Classes 12F, 12S, 1600 & 1800 LAP CHART FOR RACE 2

(contd.)

Lap 6			Lap 7			Lap 8			Lap 9			Lap 10		
No	Behind	Laptime	No	Behind	Laptime	No	Behind	Laptime	No	Behind	Laptime	No	Behind	Laptime
10		48.872	10		52.107	10		49.550	10		48.892	10		48.717
22	2.087	48.854	74	1 LAP	56.013	22	0.364	49.442	22	0.444	48.972	22	0.620	48.893
27	8.531	49.917	22	0.472	50.492	94	1 LAP	57.694	19	1 LAP	56.072	58	1 LAP	57.297
1	9.332	50.257	80	1 LAP	56.334	80	1 LAP	54.761	57	1 LAP	55.455	57	1 LAP	54.160
3	11.286	50.026	66	1 LAP	57.524	74	1 LAP	56.416	27	8.528	49.821	27	10.926	51.115
18	1 LAP	1:24.107P	96	1 LAP	57.824	27	7.599	50.707	94	1 LAP	56.744	19	1 LAP	55.134
11	13.616	50.686	27	6.442	50.018	96	1 LAP	55.625	80	1 LAP	55.794	11	17.804	51.437
38	14.627	51.996	1	9.409	52.184	66	1 LAP	57.037	74	1 LAP	55.983	1	18.183	52.413
16	16.467	50.476	3	9.642	50.463	1	11.897	52.038	1	14.487	51.482	3	18.428	51.715
88	23.585	50.163	11	12.117	50.608	3	12.088	51.996	11	15.084	51.336	38	20.308	52.729
21	24.980	51.209	38	12.850	50.330	11	12.640	50.073	96	1 LAP	54.885	80	1 LAP	56.291
77	30.385	53.239	16	15.603	51.243	38	13.509	50.209	3	15.430	52.234	94	1 LAP	56.892
84	31.581	53.468	88	21.958	50.480	16	17.336	51.283	38	16.296	51.679	96	1 LAP	55.879
71	31.690	53.299	21	24.156	51.283	88	22.797	50.389	66	1 LAP	58.683	74	1 LAP	57.556
85	32.471	53.770	77	31.558	53.280	21	25.788	51.182	16	19.952	51.508	16	23.553	52.318
58	40.190	54.127	84	34.467	54.993	77	35.838	53.830	88	23.886	49.981	88	26.290	51.121
19	43.813	55.219	85	35.054	54.690	84	38.590	53.673	21	28.098	51.202	66	1 LAP	58.140
57	44.150	55.282	71	38.938	59.355	85	39.343	53.839	77	39.666	52.720	21	31.251	51.870
94	48.566	55.256	58	41.809	53.726	71	42.991	53.603	84	43.282	53.584	77	44.233	53.284
			19	47.096	55.390	58	46.126	53.867	85	44.547	54.096	84	48.645	54.080
			57	47.955	55.912				71	47.184	53.085			

Car No 11 may not be timed at future meetings if no transponder fitted.
Weather : Cloudy / Wet

Brands Hatch
Circuit Length = 1.2262 miles.
Start: 13:29 End: 13:49

MRC Stoneguard Mono Championship - Classes 12F, 12S, 1600 & 1800

LAP CHART FOR RACE 2

(contd.)

Lap 11			Lap 12			Lap 13			Lap 14			Lap 15		
No	Behind	Laptime	No	Behind	Laptime	No	Behind	Laptime	No	Behind	Laptime	No	Behind	Laptime
10		48.955	10		49.171	10		49.445	10		51.223	10		53.624
22	0.877	49.212	77	1 LAP	54.732	22	1.155	49.218	22	3.252	53.320	74	2 LAPS	59.124
71	1 LAP	53.806	22	1.382	49.676	77	1 LAP	53.847	66	2 LAPS	59.506	66	2 LAPS	1:03.225
85	1 LAP	1:03.159	84	1 LAP	55.322	84	1 LAP	54.471	77	1 LAP	1:01.623	27	18.595	54.428
58	1 LAP	55.175	71	1 LAP	54.006	71	1 LAP	54.144	84	1 LAP	56.503	77	1 LAP	57.844
27	12.781	50.810	27	14.814	51.204	27	15.946	50.577	27	17.791	53.068	84	1 LAP	57.692
57	1 LAP	54.709	85	1 LAP	56.406	11	23.739	51.436	71	1 LAP	1:01.180	3	22.713	51.689
19	1 LAP	55.379	58	1 LAP	55.246	3	23.879	51.172	3	24.648	51.992	11	25.013	53.868
11	19.775	50.926	57	1 LAP	54.393	85	1 LAP	56.214	11	24.769	52.253	1	26.904	54.562
3	20.157	50.684	11	21.748	51.144	1	24.933	51.501	1	25.966	52.256	71	1 LAP	57.796
1	20.952	51.724	3	22.152	51.166	58	1 LAP	56.292	38	29.749	53.919	38	31.677	55.552
38	21.832	50.479	1	22.877	51.096	38	27.053	52.436	85	1 LAP	57.731	88	34.595	54.862
94	1 LAP	54.671	38	24.062	51.401	57	1 LAP	56.212	58	1 LAP	58.828	85	1 LAP	59.871
80	1 LAP	55.467	19	1 LAP	56.287	19	1 LAP	55.112	57	1 LAP	56.098	57	1 LAP	58.702
16	27.722	53.124	88	29.875	51.165	88	31.209	50.779	88	33.357	53.371	58	1 LAP	59.514
88	27.881	50.546	16	32.784	54.233	16	36.298	52.959	19	1 LAP	56.679	19	1 LAP	59.093
96	1 LAP	55.064	94	1 LAP	56.911	21	40.249	52.347	16	38.846	53.771	21	46.346	57.153
74	1 LAP	57.293	96	1 LAP	55.995	94	1 LAP	56.162	21	42.817	53.791	16	50.356	1:05.134
21	33.523	51.227	21	37.347	52.995	96	1 LAP	57.211	94	1 LAP	58.247			
66	1 LAP	58.046	74	1 LAP	57.050	74	1 LAP	57.247	96	1 LAP	56.798			
			80	1 LAP	1:02.498	80	1 LAP	56.535	80	1 LAP	57.204			
			66	1 LAP	58.864									

Car No 11 may not be timed at future meetings if no transponder fitted.
Weather : Cloudy / Wet

Brands Hatch
Circuit Length = 1.2262 miles.
Start: 13:29 End: 13:49

MRC Stoneguard Mono Championship - Classes 12F, 12S, 1600 & 1800

LAP CHART FOR RACE 2

(contd.)

Lap 16			Lap 17			Lap 18			Lap 19			Lap 20		
No	Behind	Laptime	No	Behind	Laptime	No	Behind	Laptime	No	Behind	Laptime	No	Behind	Laptime
10		58.151	10		57.571	10		57.997	10		58.437	10		58.126
80	2 LAPS	1:00.932	80	2 LAPS	1:00.733	66	3 LAPS	1:22.250	16	1 LAP	1:07.161	3	8.105	54.643
74	2 LAPS	1:01.907	74	2 LAPS	1:02.581	80	2 LAPS	1:01.006	3	11.588	55.656	27	12.145	56.791
94	2 LAPS	1:10.510	3	17.432	55.552	3	14.369	54.934	80	2 LAPS	1:01.670	80	2 LAPS	1:02.944
27	17.470	57.026	27	17.438	57.539	27	15.766	56.325	27	13.480	56.151	11	17.094	57.060
3	19.451	54.889	94	2 LAPS	1:09.610	74	2 LAPS	1:03.939	11	18.160	57.097	16	1 LAP	1:10.409
77	1 LAP	58.362	11	20.302	55.486	11	19.500	57.195	66	3 LAPS	1:18.206	1	21.764	57.188
84	1 LAP	59.669	77	1 LAP	59.327	77	1 LAP	59.690	74	2 LAPS	1:03.737	77	1 LAP	1:00.652
11	22.387	55.525	1	23.358	56.350	1	23.580	58.219	1	22.702	57.559	38	28.107	59.763
1	24.579	55.826	84	1 LAP	59.312	84	1 LAP	58.930	77	1 LAP	1:00.205	84	1 LAP	1:01.068
71	1 LAP	59.004	38	29.166	56.634	94	2 LAPS	1:04.016	84	1 LAP	59.670	74	2 LAPS	1:07.733
38	30.103	56.577	71	1 LAP	59.470	38	27.328	56.159	38	26.470	57.579	88	31.188	59.449
88	32.670	56.226	88	32.363	57.264	71	1 LAP	58.713	94	2 LAPS	1:02.747	71	1 LAP	1:00.762
66	2 LAPS	1:16.531	57	1 LAP	1:00.446	88	30.827	56.461	88	29.865	57.475	94	2 LAPS	1:03.948
57	1 LAP	1:00.030	85	1 LAP	1:01.242	57	1 LAP	1:00.780	71	1 LAP	59.296	66	3 LAPS	1:23.219
85	1 LAP	1:02.577	21	47.083	59.142	21	46.478	57.392	57	1 LAP	1:00.209	21	47.989	58.687
58	1 LAP	1:02.370	19	1 LAP	1:02.507	85	1 LAP	1:02.189	21	47.428	59.387	57	1 LAP	1:01.654
19	1 LAP	59.589	58	1 LAP	1:04.177	19	1 LAP	1:00.391	85	1 LAP	1:03.023			
21	45.512	57.317	16	57.765	1:03.112	58	1 LAP	1:02.008	19	1 LAP	1:02.389			
16	52.224	1:00.019							58	1 LAP	1:01.359			

Car No 11 may not be timed at future meetings if no transponder fitted.
Weather : Cloudy / Wet

Brands Hatch
Circuit Length = 1.2262 miles.
Start: 13:29 End: 13:49

MRC Stoneguard Mono Championship - Classes 12F, 12S, 1600 & 1800

LAP CHART FOR RACE 2

(contd.)

Lap 21			Lap 22			Lap 23			Lap 24			Lap 25		
No	Behind	Laptime	No	Behind	Laptime	No	Behind	Laptime	No	Behind	Laptime	No	Behind	Laptime
10		59.667	10		1:01.337	3		58.054						
85	2 LAPS	1:04.283	3	0.970	58.574	10	3.017	1:02.041						
19	2 LAPS	1:04.400	58	2 LAPS	1:03.397	58	2 LAPS	1:00.472						
58	2 LAPS	1:03.427	85	2 LAPS	1:07.582	19	2 LAPS	1:04.325						
3	3.733	55.295	19	2 LAPS	1:07.385	27	13.197	1:02.828						
27	9.985	57.507	27	9.393	1:00.745	11	13.247	1:01.764						
11	14.285	56.858	11	10.507	57.559	1	14.902	58.990						
80	2 LAPS	1:01.475	1	14.936	57.345	85	2 LAPS	1:09.643						
1	18.928	56.831	80	2 LAPS	1:03.158	80	2 LAPS	1:03.212						
38	27.421	58.981	38	26.015	59.931	77	1 LAP	1:00.833						
77	1 LAP	59.624	77	1 LAP	1:00.982	88	29.660	1:00.570						
84	1 LAP	59.542	84	1 LAP	1:00.558	84	1 LAP	1:01.294						
88	29.046	57.525	88	28.114	1:00.405	38	30.298	1:03.307						
16	1 LAP	1:08.020	16	1 LAP	1:06.177	71	1 LAP	1:02.068						
71	1 LAP	1:01.011	71	1 LAP	1:01.259	16	1 LAP	1:07.123						
94	2 LAPS	1:02.542	94	2 LAPS	1:03.112	94	2 LAPS	1:06.172						
74	2 LAPS	1:07.944	74	2 LAPS	1:05.999	21	52.058	1:04.908						
21	47.381	59.059	21	46.174	1:00.130	74	2 LAPS	1:09.866						
57	1 LAP	1:01.795	57	1 LAP	1:04.260	57	1 LAP	1:04.850						

Car No 11 may not be timed at future meetings if no transponder fitted.
Weather : Cloudy / Wet

Brands Hatch
Circuit Length = 1.2262 miles.
Start: 13:29 End: 13:49

MRC Stoneguard Mono Championship - Classes 12F, 12S, 1600 & 1800 QUALIFYING FOR RACE 16

POS	NO	CL	DRIVER	NAT	CAR	TIME	LAPS	GAP	MPH
1	3	12F	Adrian WRIGHT		GEM AW2	48.398	18		91.20
2	10	12F	Colin STONE		Jedi Mk6	48.492	16	0.094	91.03
3	38	12F	Bob COUCHMAN		Jedi Mk6	48.587	14	0.189	90.85
4	27	12S	Ake BORNEBUSCH		Jedi Mk4	48.628	18	0.230	90.77
5	11	12S	Steve CAVE		Speads RM06	48.903	18	0.505	90.26
6	18	12F	Gary HILL		OMS 2000M	49.377	15	0.979	89.40
7	88	12S	Chris ROBINSON		Jedi Mk6	49.495	18	1.097	89.18
8	21	12S	Geoff JONES		Speads RM02	50.438	17	2.040	87.52
9	1	12F	John CARDING		Spead RM02	50.804	8	2.406	86.88
10	16	12F	Stephen BROOKS		Speads RM03	50.816	9	2.418	86.86
11	71	180	Malcolm SCOTT		Van Diemen RF00	51.667	17	3.269	85.43
12	22	12S	Chris WOODHOUSE		Jedi Mk4	52.633	16	4.235	83.87
13	77	160	Geoff FERN		Van Diemen RF89	52.715	17	4.317	83.73
14	57	180	Jennifer SCOTT		Van Diemen RF98	52.948	16	4.550	83.37
15	85	180	Peter BRAGG		Mygale SJ00	53.137	16	4.739	83.07
16	58	160	Ewan SERGISON		Phionex 002	53.403	11	5.005	82.66
17	19	12F	Paul BROOKS		Jedi Mk4	53.970	17	5.572	81.79
18	94	180	Jason TARLING		Formula Vauxhall Junior	54.134	5	5.736	81.54
19	80	180	Nick ANSTRUTHER		Vauxhall FF Vauxhall Jnr	54.398	16	6.000	81.14
20	96	160	Pete KNIPE		Quest 86	54.551	10	6.153	80.92
21	74	180	Patrick HUSTON		Swift SC97Z	55.185	16	6.787	79.99
22	81	180	Richard REEVE		Van Diemen Vauxhall Junior	56.961	9	8.563	77.49

Weather : Cloudy / Dry

These results are provisional until the conclusion of any judicial and technical matters.

Brands Hatch

Circuit Length = 1.2262 miles.

Start: 11:57 End: 12:12

Clerk of Course:	Stewards:	Timekeeper:
------------------	-----------	-------------

MRC Stoneguard Mono Championship - Classes 12F, 12S, 1600 & 1800 LAP ANALYSIS - QUALIFYING RACE 16

1	John CARDING	Spead RM02			
1 -	4:40.208	6 -	50.804		
2 -	1:08.993	7 -	1:13.324		
3 -	1:08.501	8 -	1:55.254P		
4 -	1:01.923				
5 -	52.277				
3	Adrian WRIGHT	GEM AW2			
1 -	1:19.579	6 -	49.258	11 -	50.660
2 -	52.861	7 -	49.236	12 -	49.064
3 -	53.219	8 -	48.905	13 -	48.398
4 -	49.773	9 -	49.665	14 -	50.197
5 -	50.199	10 -	49.590	15 -	48.579
10	Colin STONE	Jedi Mk6			
1 -	1:27.733	6 -	49.984	11 -	50.216
2 -	55.894	7 -	50.528	12 -	49.298
3 -	50.769	8 -	48.608	13 -	48.799
4 -	49.851	9 -	49.123	14 -	48.539
5 -	48.952	10 -	49.258	15 -	48.492
11	Steve CAVE	Speads RM06			
1 -	1:11.691	6 -	49.418	11 -	48.903
2 -	51.437	7 -	49.727	12 -	49.400
3 -	49.761	8 -	49.932	13 -	49.204
4 -	49.822	9 -	49.359	14 -	49.309
5 -	50.282	10 -	49.511	15 -	49.794
16	Stephen BROOKS	Speads RM03			
1 -	1:13.591	6 -	50.958		
2 -	51.654	7 -	54.253		
3 -	51.614	8 -	50.816		
4 -	52.117	9 -	1:51.149P		
5 -	51.009				
18	Gary HILL	OMS 2000M			
1 -	1:12.159	6 -	50.934	11 -	49.638
2 -	51.462	7 -	50.532	12 -	49.377
3 -	49.696	8 -	51.964	13 -	51.705
4 -	49.913	9 -	50.615	14 -	52.149
5 -	50.356	10 -	50.122	15 -	50.849
19	Paul BROOKS	Jedi Mk4			
1 -	1:06.980	6 -	55.444	11 -	55.041
2 -	56.433	7 -	55.077	12 -	54.907
3 -	56.537	8 -	56.344	13 -	55.149
4 -	54.782	9 -	54.227	14 -	54.542
5 -	54.835	10 -	54.714	15 -	55.091

MRC Stoneguard Mono Championship - Classes 12F, 12S, 1600 & 1800 LAP ANALYSIS - QUALIFYING RACE 16

(contd.)

21	Geoff JONES	Speads RM02					
1 -	1:29.990	6 -	51.130	11 -	50.438	16 -	51.446
2 -	53.892	7 -	51.714	12 -	50.955	17 -	50.591
3 -	52.930	8 -	50.626	13 -	50.807		
4 -	51.578	9 -	50.877	14 -	51.638		
5 -	51.257	10 -	50.715	15 -	51.120		
22	Chris WOODHOUSE	Jedi Mk4					
1 -	1:38.713	6 -	54.900	11 -	57.142	16 -	54.162
2 -	58.028	7 -	53.130	12 -	53.075		
3 -	56.024	8 -	54.196	13 -	54.202		
4 -	55.556	9 -	54.286	14 -	53.713		
5 -	54.275	10 -	54.000	15 -	52.633		
27	Ake BORNEBUSCH	Jedi Mk4					
1 -	1:24.889	6 -	51.266	11 -	51.628	16 -	49.074
2 -	51.398	7 -	49.548	12 -	49.613	17 -	49.343
3 -	50.964	8 -	49.101	13 -	48.628	18 -	57.036
4 -	49.748	9 -	50.321	14 -	49.594		
5 -	50.754	10 -	50.549	15 -	49.181		
38	Bob COUCHMAN	Jedi Mk6					
1 -	1:57.207	6 -	58.902	11 -	48.587		
2 -	49.908	7 -	49.703	12 -	48.664		
3 -	49.338	8 -	51.627	13 -	50.135		
4 -	49.589	9 -	53.627	14 -	49.395		
5 -	1:50.181P	10 -	49.138				
57	Jennifer SCOTT	Van Diemen RF98					
1 -	1:34.964	6 -	55.755	11 -	53.866	16 -	53.623
2 -	57.086	7 -	54.576	12 -	52.948		
3 -	55.876	8 -	55.551	13 -	53.524		
4 -	54.357	9 -	54.005	14 -	53.058		
5 -	54.100	10 -	57.903	15 -	53.794		
58	Ewan SERGISON	Phionex 002					
1 -	1:36.000	6 -	54.465	11 -	2:06.462P		
2 -	55.014	7 -	53.403				
3 -	54.547	8 -	55.297				
4 -	53.482	9 -	54.061				
5 -	54.318	10 -	2:06.237P				
71	Malcolm SCOTT	Van Diemen RF00					
1 -	1:29.221	6 -	52.125	11 -	52.266	16 -	52.052
2 -	55.697	7 -	52.325	12 -	54.864	17 -	52.069
3 -	53.075	8 -	52.169	13 -	51.870		
4 -	53.350	9 -	51.667	14 -	51.711		
5 -	52.090	10 -	51.745	15 -	52.963		

Weather : Cloudy / Dry

MRC Stoneguard Mono Championship - Classes 12F, 12S, 1600 & 1800 LAP ANALYSIS - QUALIFYING RACE 16

(contd.)

74	Patrick HUSTON	Swift SC97Z					
1 -	1:26.383	6 -	58.708	11 -	55.185	16 -	55.539
2 -	1:00.478	7 -	56.702	12 -	55.884		
3 -	56.233	8 -	58.492	13 -	56.166		
4 -	55.256	9 -	56.268	14 -	55.533		
5 -	56.490	10 -	55.623	15 -	56.127		
77	Geoff FERN	Van Diemen RF89					
1 -	1:16.126	6 -	52.884	11 -	53.713	16 -	54.834
2 -	55.565	7 -	55.407	12 -	52.718	17 -	52.715
3 -	55.519	8 -	53.300	13 -	53.332		
4 -	52.831	9 -	53.411	14 -	52.910		
5 -	53.064	10 -	52.984	15 -	54.329		
80	Nick ANSTRUTHER	Vauxhall FF Vauxhall Jnr					
1 -	1:25.470	6 -	56.838	11 -	54.983	16 -	57.272
2 -	58.088	7 -	56.471	12 -	54.807		
3 -	57.024	8 -	1:00.449	13 -	55.145		
4 -	55.210	9 -	56.646	14 -	54.815		
5 -	55.545	10 -	54.398	15 -	54.724		
81	Richard REEVE	Van Diemen Vauxhall Junior					
1 -	1:22.922	6 -	1:11.967				
2 -	57.661	7 -	1:00.288				
3 -	57.075	8 -	2:01.454P				
4 -	56.961	9 -	1:08.975				
5 -	6:13.824P						
85	Peter BRAGG	Mygale SJ00					
1 -	1:48.566	6 -	54.312	11 -	53.495	16 -	54.853
2 -	54.855	7 -	53.300	12 -	53.137		
3 -	53.860	8 -	54.083	13 -	53.749		
4 -	53.623	9 -	53.549	14 -	53.819		
5 -	53.473	10 -	53.592	15 -	53.650		
88	Chris ROBINSON	Jedi Mk6					
1 -	1:08.023	6 -	49.831	11 -	49.495	16 -	49.897
2 -	55.065	7 -	52.399	12 -	50.017	17 -	51.106
3 -	51.616	8 -	50.515	13 -	50.116	18 -	49.933
4 -	50.334	9 -	51.103	14 -	50.036		
5 -	49.651	10 -	50.288	15 -	50.078		
94	Jason TARLING	Formula Vauxhall Junior					
1 -	1:15.664						
2 -	55.247						
3 -	57.225						
4 -	54.134						
5 -	54.850						

Weather : Cloudy / Dry


**MRC Stoneguard Mono Championship - Classes 12F, 12S, 1600 & 1800
LAP ANALYSIS - QUALIFYING RACE 16**

(contd.)

96	Pete KNIPE				Quest 86
1 -	2:53.166	6 -	54.989		
2 -	57.639	7 -	54.576		
3 -	55.461	8 -	55.048		
4 -	55.363	9 -	54.551		
5 -	54.829	10 -	1:33.281P		

**MRC Stoneguard Mono Championship - Classes 12F, 12S, 1600 & 1800
GRID FOR RACE 16**

ROW 11	74 HUSTON	81 REEVE
ROW 10	80 ANSTRUTHER	96 KNIPE
ROW 9	19 BROOKS	94 TARLING
ROW 8	85 BRAGG	58 SERGISON
ROW 7	77 FERN	57 SCOTT
ROW 6	71 SCOTT	22 WOODHOUSE
ROW 5	1 CARDING	16 BROOKS
ROW 4	88 ROBINSON	21 JONES
ROW 3	11 CAVE	18 HILL
ROW 2	38 COUCHMAN	27 BORNEBUSCH
ROW 1	3 WRIGHT	10 STONE
	POLE	



Weather : Cloudy / Dry
These results are provisional until the conclusion of any judicial and technical matters.

Brands Hatch
 Circuit Length = 1.2262 miles.
 Start: 11:57 End: 12:12

Clerk of Course:	Stewards:	Timekeeper:
------------------	-----------	-------------

MRC Stoneguard Mono Championship - Classes 12F, 12S, 1600 & 1800 PROVISIONAL RESULT - RACE 16 - AMENDED

POS	NO	CL	DRIVER	NAT	CAR	TIME	LAPS	GAP	MPH	BEST
1	1	12F	John CARDING		Spead RM02	5:04.280	6		87.26	48.946
2	27	12S	Ake BORNEBUSCH		Jedi Mk4	5:04.886	6	0.606	87.09	48.795
3	38	12F	Bob COUCHMAN		Jedi Mk6	5:11.091	6	6.811	85.35	49.889
4	11	12S	Steve CAVE		Speads RM06	5:11.241	6	6.961	85.31	50.438
5	22	12S	Chris WOODHOUSE		Jedi Mk4	5:27.619	6	23.339	81.05	52.859
6	77	160	Geoff FERN		Van Diemen RF89	5:28.148	6	23.868	80.92	52.755
7	57	180	Jennifer SCOTT		Van Diemen RF98	5:29.476	6	25.196	80.59	53.109
8	58	160	Ewan SERGISON		Phionex 002	5:34.320	6	30.040	79.42	53.267
9	96	160	Pete KNIPE		Quest 86	5:34.651	6	30.371	79.34	53.593
10	19	12F	Paul BROOKS		Jedi Mk4	5:37.122	6	32.842	78.76	52.906
11	74	180	Patrick HUSTON		Swift SC97Z	5:41.090	6	36.810	77.84	54.781
NOT CLASSIFIED										
71	180	Malcolm SCOTT		Van Diemen RF00	4:29.139	5	D.N.F.	82.26	51.799	
18	12F	Gary HILL		OMS 2000M	1:25.003	1	D.N.F.	52.72		
FASTEST LAP										
27	12S	Ake BORNEBUSCH		Jedi Mk4	48.795	5	90.46mph	145.59kph		
1	12F	John CARDING		Spead RM02	48.946	5	90.18mph	145.14kph		
71	180	Malcolm SCOTT		Van Diemen RF00	51.799	2	85.22mph	137.14kph		
77	160	Geoff FERN		Van Diemen RF89	52.755	4	83.67mph	134.66kph		

Car 10 - 10 second penalty - J.13.3. False Start. Car 10 - Excluded from Result - E.5.1.8.
Weather : Sunny / Dry Cars 3,16,21, 80,84,85,88 & 94 took previous starts.
These results are provisional until the conclusion of any judicial and technical matters.

Brands Hatch
Circuit Length = 1.2262 miles.
Start: 17:43 End: 17:48

Clerk of Course:	Stewards:	Timekeeper:
------------------	-----------	-------------

BARC SE Track & Race Saloon Car Championship

LAP CHART FOR RACE 17

Lap 1			Lap 2			Lap 3			Lap 4			Lap 5		
No	Behind	Laptime	No	Behind	Laptime	No	Behind	Laptime	No	Behind	Laptime	No	Behind	Laptime
44		54.662	44		52.405	44		53.051	44		53.448	44		52.814
16	1.497	56.159	16	2.130	53.038	16	2.330	53.251	16	2.233	53.351	53	1 LAP	1:04.399
98	2.493	57.155	98	3.603	53.515	98	4.505	53.953	98	3.757	52.700	16	2.900	53.481
99	2.761	57.423	90	7.770	55.378	90	10.179	55.460	90	12.053	55.322	98	3.688	52.745
10	3.105	57.767	73	8.931	56.150	73	11.367	55.487	95	13.584	55.396	90	14.263	55.024
90	4.797	59.459	95	9.280	56.454	95	11.636	55.407	73	13.643	55.724	95	16.168	55.398
73	5.186	59.848	96	10.960	56.995	96	13.983	56.074	96	16.351	55.816	27	16.308	52.773
95	5.231	59.893	28	10.963	57.295	6	14.929	56.814	27	16.349	52.791	73	17.204	56.375
28	6.073	1:00.735	6	11.166	56.567	27	17.006	53.588	6	19.130	57.649	96	20.198	56.661
96	6.370	1:01.032	5	13.233	58.215	28	17.774	59.862	5	24.363	59.935	6	23.771	57.455
6	7.004	1:01.666	26	14.676	58.423	5	17.876	57.694	20	24.649	58.719	48	27.283	55.396
5	7.423	1:02.085	20	14.990	58.021	20	19.378	57.439	48	24.701	55.840	5	30.148	58.599
26	8.658	1:03.320	88	15.130	58.581	67	19.559	56.056	26	25.806	59.586	20	30.508	58.673
88	8.954	1:03.616	97	16.463	58.457	26	19.668	58.043	88	26.997	59.038	26	31.672	58.680
20	9.374	1:04.036	27	16.469	55.963	88	21.407	59.328	97	28.160	59.147	88	32.321	58.138
97	10.411	1:05.073	67	16.554	56.218	48	22.309	54.639	63	29.566	1:00.009	97	33.746	58.400
63	10.566	1:05.228	63	17.576	59.415	97	22.461	59.049	93	30.117	58.977	63	34.849	58.097
19	12.120	1:06.782	93	19.500	59.646	63	23.005	58.480	66	30.672	58.313	93	35.621	58.318
93	12.259	1:06.921	66	19.941	59.751	93	24.588	58.139	67	32.689	1:06.578	67	36.043	56.168
66	12.595	1:07.257	48	20.721	56.917	66	25.807	58.917	38	36.109	1:00.811	66	36.280	58.422
67	12.741	1:07.403	19	21.053	1:01.338	19	28.338	1:00.336	68	36.866	1:01.053	38	42.049	58.754
83	12.834	1:07.496	38	21.475	1:00.365	38	28.746	1:00.322	83	39.031	1:03.327	68	42.859	58.807
8	12.836	1:07.498	83	21.978	1:01.549	83	29.152	1:00.225	8	39.900	1:03.171	83	46.449	1:00.232
27	12.911	1:07.573	68	22.521	1:00.996	68	29.261	59.791	78	40.793	1:02.168	8	47.578	1:00.492
38	13.515	1:08.177	8	23.409	1:02.978	8	30.177	59.819	80	42.764	1:04.457	78	48.031	1:00.052
68	13.930	1:08.592	80	24.373	1:00.727	80	31.755	1:00.433	79	43.281	1:02.426	80	50.166	1:00.216
80	16.051	1:10.713	78	25.170	1:01.157	78	32.073	59.954	19	44.953	1:10.063	79	51.063	1:00.596
48	16.209	1:10.871	79	26.122	1:00.913	79	34.303	1:01.232	28	46.846	1:22.520P	19	51.143	59.004
78	16.418	1:11.080	7	32.546	1:01.734	7	40.326	1:00.831	7	48.269	1:01.391			
79	17.614	1:12.276	53	33.355	1:05.039	53	44.581	1:04.277						
53	20.721	1:15.383												
7	23.217	1:17.879												

Weather : Sunny / Dry

Brands Hatch

Circuit Length = 1.2262 miles.

Start: 17:59 End: 18:13

Printed - 18:15 Sunday, 23 July 2006

BARC SE Track & Race Saloon Car Championship

LAP CHART FOR RACE 17

(contd.)

Lap 6			Lap 7			Lap 8			Lap 9			Lap 10		
No	Behind	Laptime	No	Behind	Laptime	No	Behind	Laptime	No	Behind	Laptime	No	Behind	Laptime
44		52.561	44		53.532	44		52.826	44		53.216	44		53.629
7	1 LAP	1:00.168	83	1 LAP	1:00.659	68	1 LAP	59.447	66	1 LAP	58.830	97	1 LAP	58.452
16	3.111	52.772	78	1 LAP	1:00.388	16	4.262	53.529	16	4.014	52.968	16	3.759	53.374
98	4.322	53.195	8	1 LAP	1:01.191	98	5.217	53.418	98	5.030	53.029	63	1 LAP	58.997
53	1 LAP	1:04.720	16	3.559	53.980	78	1 LAP	1:00.219	38	1 LAP	59.823	98	4.755	53.354
27	16.078	52.331	98	4.625	53.835	83	1 LAP	1:01.910	68	1 LAP	59.876	93	1 LAP	1:00.122
90	16.568	54.866	80	1 LAP	1:00.674	8	1 LAP	1:01.042	27	14.778	53.789	66	1 LAP	59.789
95	18.908	55.301	79	1 LAP	1:00.871	80	1 LAP	1:00.708	78	1 LAP	59.466	38	1 LAP	58.949
73	20.493	55.850	19	1 LAP	1:01.854	79	1 LAP	1:00.497	83	1 LAP	1:01.287	27	13.856	52.707
96	23.923	56.286	7	1 LAP	58.871	27	14.205	52.073	8	1 LAP	1:01.141	68	1 LAP	59.460
6	28.666	57.456	27	14.958	52.412	19	1 LAP	1:00.169	80	1 LAP	1:00.861	78	1 LAP	59.874
48	28.995	54.273	90	18.484	55.448	7	1 LAP	58.872	7	1 LAP	59.840	90	24.969	56.149
5	34.761	57.174	95	20.639	55.263	90	20.607	54.949	79	1 LAP	1:02.060	83	1 LAP	1:00.527
20	34.860	56.913	73	23.419	56.458	95	23.114	55.301	90	22.449	55.058	8	1 LAP	1:00.664
26	36.246	57.135	96	27.151	56.760	73	26.711	56.118	19	1 LAP	1:02.231	7	1 LAP	59.696
88	37.608	57.848	53	1 LAP	1:06.179	96	30.889	56.564	95	25.315	55.417	80	1 LAP	1:01.869
67	38.638	55.156	48	29.881	54.418	48	31.171	54.116	73	29.540	56.045	95	28.958	57.272
97	40.434	59.249	6	33.179	58.045	6	37.508	57.155	48	31.669	53.714	79	1 LAP	1:00.527
63	42.033	59.745	5	38.187	56.958	53	1 LAP	1:04.375	96	34.952	57.279	19	1 LAP	1:01.951
93	42.050	58.990	20	38.696	57.368	67	40.730	54.328	6	41.914	57.622	48	31.652	53.612
66	42.956	59.237	67	39.228	54.122	5	42.898	57.537	67	41.916	54.402	73	31.791	55.880
38	48.116	58.628	26	39.991	57.277	26	45.116	57.951	5	46.901	57.219	96	37.945	56.622
68	49.306	59.008	88	42.272	58.196	20	45.865	59.995	26	49.614	57.714	67	42.510	54.223
			97	45.220	58.318	88	47.548	58.102	20	50.960	58.311	6	46.011	57.726
			93	46.606	58.088	97	51.212	58.818	88	52.647	58.315	5	50.144	56.872
			63	46.778	58.277	93	52.287	58.507	53	1 LAP	1:07.137			
			66	47.647	58.223	63	52.504	58.552						
			38	52.584	58.000									

BARC SE Track & Race Saloon Car Championship

LAP CHART FOR RACE 17

(contd.)

Lap 11			Lap 12			Lap 13			Lap 14			Lap 15		
No	Behind	Laptime	No	Behind	Laptime	No	Behind	Laptime	No	Behind	Laptime	No	Behind	Laptime
44		53.591	44		54.548	44		54.124	44		53.142	44		54.734
26	1 LAP	57.616	5	1 LAP	58.306	6	1 LAP	59.744	19	2 LAPS	1:04.005	16	0.681	53.706
20	1 LAP	58.019	16	2.188	53.843	16	1.632	53.568	16	1.709	53.219	79	2 LAPS	1:00.860
16	2.893	52.725	26	1 LAP	58.272	5	1 LAP	58.263	80	2 LAPS	1:04.576	96	1 LAP	1:00.858
88	1 LAP	57.803	98	4.224	53.952	98	4.905	54.805	98	5.639	53.876	98	5.963	55.058
98	4.820	53.656	20	1 LAP	58.528	26	1 LAP	59.450	6	1 LAP	58.404	83	2 LAPS	1:02.991
97	1 LAP	1:00.612	88	1 LAP	58.116	20	1 LAP	58.898	5	1 LAP	57.449	19	2 LAPS	1:00.990
63	1 LAP	59.035	97	1 LAP	59.369	88	1 LAP	58.865	26	1 LAP	57.879	8	2 LAPS	1:02.865
93	1 LAP	58.747	63	1 LAP	59.170	93	1 LAP	59.278	20	1 LAP	57.932	6	1 LAP	57.877
66	1 LAP	58.252	93	1 LAP	59.108	63	1 LAP	1:00.596	88	1 LAP	57.939	5	1 LAP	57.000
53	2 LAPS	1:05.630	66	1 LAP	59.354	66	1 LAP	1:00.376	93	1 LAP	59.931	80	2 LAPS	1:02.861
27	17.420	57.155	53	2 LAPS	1:04.847	97	1 LAP	1:04.806	63	1 LAP	59.368	26	1 LAP	57.976
38	1 LAP	59.713	38	1 LAP	1:01.006	38	1 LAP	59.334	66	1 LAP	59.281	20	1 LAP	56.763
68	1 LAP	59.382	68	1 LAP	59.680	90	31.321	56.400	97	1 LAP	59.496	88	1 LAP	57.570
90	26.603	55.225	90	29.045	56.990	68	1 LAP	1:01.110	90	33.636	55.457	93	1 LAP	59.038
78	1 LAP	1:01.052	48	34.218	54.994	48	33.660	53.566	48	34.685	54.167	63	1 LAP	59.077
83	1 LAP	1:01.589	95	35.157	56.367	53	2 LAPS	1:07.441	38	1 LAP	58.608	66	1 LAP	58.937
95	33.338	57.971	78	1 LAP	1:02.569	95	37.011	55.978	68	1 LAP	59.023	48	33.839	53.888
7	1 LAP	59.987	7	1 LAP	1:00.836	7	1 LAP	58.177	95	39.913	56.044	90	33.928	55.026
48	33.772	55.711	73	42.802	1:01.675	78	1 LAP	1:00.747	53	2 LAPS	1:04.863	97	1 LAP	1:00.707
8	1 LAP	1:01.705	83	1 LAP	1:05.480	73	45.869	57.191	7	1 LAP	58.293	38	1 LAP	58.394
73	35.675	57.475	79	1 LAP	1:01.540	67	49.986	57.859	73	51.090	58.363	95	40.721	55.542
80	1 LAP	1:01.702	8	1 LAP	1:04.935	79	1 LAP	1:01.802	67	52.109	55.265	68	1 LAP	1:00.141
79	1 LAP	1:01.410	19	1 LAP	1:00.773	83	1 LAP	1:02.208	78	1 LAP	1:01.652	73	52.530	56.174
19	1 LAP	1:00.436	80	1 LAP	1:03.515	96	52.422	59.035				7	1 LAP	58.784
96	42.950	58.596	67	46.251	57.402	8	1 LAP	1:02.437				67	53.246	55.871
67	43.397	54.478	96	47.511	59.109							78	1 LAP	1:01.130
6	50.194	57.774										53	2 LAPS	1:07.982

Porsche Club Championship QUALIFYING FOR RACE 3

POS	NO	CL	DRIVER	NAT	CAR	TIME	LAPS	GAP	MPH
1	32	1	Kevin HARRISON		Porsche 968 Clubsport	55.238	26		79.91
2	14	1	Mark McALEER		Porsche 968	55.415	24	0.177	79.65
3	13	1	Ian WHITE		Porsche Carrera	55.491	27	0.253	79.55
4	12	1	Lewis TOOTHILL		Porsche 944	55.508	24	0.270	79.52
5	7	1	Ian OLIVER		Porsche 911 Carrera	55.629	22	0.391	79.35
6	11	2	Fraser ROBERTSON		Porsche 944	55.778	21	0.540	79.14
7	25	2	James HILLIARD		Porsche 944 S2	55.788	24	0.550	79.12
8	21	2	Chris MILNE		Porsche 911 SC	56.000	26	0.762	78.82
9	2	2	Richard LAMBERT		Porsche 911 Carrera 3.0	56.253	25	1.015	78.47
10	23	2	Ben DEMETRIOU		Porsche 911 SC	56.329	25	1.091	78.36
11	6	1	Richard HARRISON		Porsche 911	56.512	26	1.274	78.11
12	88	1	James NEAL		Porsche 964 Carrera 2	56.521	26	1.283	78.10
13	1	2	Tom SEGRUE		Porsche 944 S2	56.683	22	1.445	77.87
14	22	2	Colin INGRAM		Porsche 911 SC	56.712	24	1.474	77.83
15	24	2	Marcus CARNIEL		Porsche 911 3.0 SC	56.921	22	1.683	77.55
16	51	1	Nicki PURDIE		Porsche 911 Carrera	57.070	24	1.832	77.34
17	72	2	Stephen EBBS		Porsche 911 SC	58.165	25	2.927	75.89
18	28	3	Alex EACOCK		Porsche 944	58.336	25	3.098	75.67
19	66	3	Christopher BERRY		Porsche 911E	59.125	24	3.887	74.66
20	62	3	Neil HARVEY		Porsche 924 Turbo	59.717	25	4.479	73.92
21	60	3	Alan NEWBOLD		Porsche 944	1:00.021	24	4.783	73.54

Weather : Cloudy / Damp

These results are provisional until the conclusion of any judicial and technical matters.

Brands Hatch

Circuit Length = 1.2262 miles.

Start: 09:44 End: 10:09

Clerk of Course:	Stewards:	Timekeeper:
------------------	-----------	-------------

Porsche Club Championship

LAP ANALYSIS - QUALIFYING RACE 3

1	Tom SEGRUE						Porsche 944 S2					
1 -	1:20.340	6 -	56.869	11 -	57.229	16 -	1:12.460	21 -	57.556			
2 -	1:00.105	7 -	56.683	12 -	1:00.304	17 -	58.145	22 -	1:10.455			
3 -	57.158	8 -	58.021	13 -	1:00.475	18 -	1:03.104					
4 -	58.324	9 -	57.037	14 -	57.082	19 -	1:01.326					
5 -	56.987	10 -	56.770	15 -	4:18.496P	20 -	1:03.517					
2	Richard LAMBERT						Porsche 911 Carrera 3.0					
1 -	1:19.722	6 -	56.931	11 -	56.940	16 -	57.083	21 -	56.479			
2 -	1:02.451	7 -	1:01.351	12 -	56.419	17 -	2:06.313P	22 -	56.253			
3 -	58.681	8 -	56.452	13 -	56.389	18 -	1:17.683	23 -	56.281			
4 -	57.557	9 -	56.480	14 -	56.512	19 -	56.903	24 -	56.472			
5 -	1:03.379	10 -	57.021	15 -	56.426	20 -	56.752	25 -	57.207			
6	Richard HARRISON						Porsche 911					
1 -	1:31.817	6 -	1:00.674	11 -	57.810	16 -	56.812	21 -	57.488	26 -	59.179	
2 -	1:00.346	7 -	57.721	12 -	57.049	17 -	56.512	22 -	57.009			
3 -	59.347	8 -	57.599	13 -	57.131	18 -	56.950	23 -	57.012			
4 -	58.569	9 -	57.407	14 -	56.779	19 -	56.624	24 -	57.273			
5 -	57.903	10 -	57.952	15 -	56.514	20 -	56.978	25 -	56.971			
7	Ian OLIVER						Porsche 911 Carrera					
1 -	2:03.852	6 -	55.749	11 -	1:14.603	16 -	1:03.928	21 -	55.629			
2 -	57.268	7 -	56.173	12 -	56.437	17 -	56.183	22 -	55.644			
3 -	57.532	8 -	56.350	13 -	58.188	18 -	56.709					
4 -	56.268	9 -	56.326	14 -	56.928	19 -	1:01.221					
5 -	56.307	10 -	3:46.490P	15 -	55.843	20 -	56.484					
11	Fraser ROBERTSON						Porsche 944					
1 -	1:26.011	6 -	57.059	11 -	56.505	16 -	1:02.037	21 -	56.431			
2 -	58.685	7 -	56.268	12 -	57.466	17 -	1:05.037					
3 -	58.090	8 -	56.079	13 -	55.778	18 -	56.301					
4 -	57.752	9 -	56.968	14 -	56.253	19 -	57.046					
5 -	57.649	10 -	55.983	15 -	56.760	20 -	56.459					
12	Lewis TOOTHILL						Porsche 944					
1 -	1:35.892	6 -	59.463	11 -	55.734	16 -	57.347	21 -	55.676			
2 -	1:00.212	7 -	56.461	12 -	57.299	17 -	56.638	22 -	57.286			
3 -	58.452	8 -	1:36.069P	13 -	56.730	18 -	55.508	23 -	57.328			
4 -	57.501	9 -	1:07.947	14 -	57.812	19 -	55.927	24 -	1:01.716			
5 -	56.214	10 -	57.167	15 -	58.123	20 -	57.564					
13	Ian WHITE						Porsche Carrera					
1 -	1:12.227	6 -	55.995	11 -	55.725	16 -	56.229	21 -	55.663	26 -	55.878	
2 -	58.586	7 -	56.269	12 -	56.029	17 -	56.636	22 -	56.111	27 -	55.794	
3 -	57.441	8 -	56.241	13 -	55.966	18 -	56.309	23 -	56.028			
4 -	57.815	9 -	55.491	14 -	55.921	19 -	55.974	24 -	56.052			
5 -	56.658	10 -	55.550	15 -	55.993	20 -	56.426	25 -	55.716			

Porsche Club Championship

LAP ANALYSIS - QUALIFYING RACE 3

(contd.)

14	Mark McALEER	Porsche 968							
1 -	1:49.919	6 -	56.221	11 -	55.768	16 -	55.748	21 -	55.580
2 -	59.147	7 -	55.960	12 -	55.415	17 -	55.702	22 -	55.568
3 -	56.907	8 -	56.004	13 -	55.498	18 -	55.718	23 -	56.367
4 -	56.647	9 -	55.872	14 -	55.493	19 -	55.836	24 -	56.551
5 -	56.446	10 -	56.333	15 -	55.739	20 -	55.601		
21	Chris MILNE	Porsche 911 SC							
1 -	1:14.110	6 -	56.000	11 -	56.401	16 -	56.692	21 -	56.770
2 -	58.194	7 -	58.655	12 -	56.105	17 -	56.478	22 -	56.800
3 -	57.061	8 -	56.492	13 -	57.447	18 -	57.693	23 -	56.649
4 -	59.088	9 -	56.747	14 -	56.486	19 -	56.589	24 -	1:03.502
5 -	57.424	10 -	57.023	15 -	57.815	20 -	57.687	25 -	58.977
22	Colin INGRAM	Porsche 911 SC							
1 -	1:22.591	6 -	57.335	11 -	58.502	16 -	57.038	21 -	57.853
2 -	1:01.154	7 -	57.610	12 -	57.631	17 -	57.174	22 -	1:02.710
3 -	58.412	8 -	57.502	13 -	2:07.455 ^P	18 -	58.202	23 -	57.155
4 -	57.918	9 -	57.088	14 -	1:15.167	19 -	58.113	24 -	57.085
5 -	1:00.464	10 -	57.917	15 -	56.904	20 -	56.712		
23	Ben DEMETRIOU	Porsche 911 SC							
1 -	1:28.305	6 -	58.091	11 -	56.837	16 -	57.242	21 -	56.804
2 -	1:01.536	7 -	57.253	12 -	57.008	17 -	1:13.909	22 -	56.933
3 -	1:04.980	8 -	1:00.900	13 -	59.393	18 -	56.752	23 -	58.838
4 -	58.677	9 -	57.686	14 -	57.430	19 -	57.030	24 -	56.329
5 -	58.873	10 -	57.201	15 -	58.975	20 -	57.833	25 -	56.933
24	Marcus CARNIEL	Porsche 911 3.0 SC							
1 -	1:55.049	6 -	57.037	11 -	57.061	16 -	57.349	21 -	58.174
2 -	1:00.898	7 -	57.889	12 -	57.074	17 -	57.608	22 -	58.335
3 -	58.284	8 -	57.584	13 -	57.536	18 -	58.828		
4 -	58.015	9 -	56.921	14 -	57.384	19 -	59.153		
5 -	56.992	10 -	57.004	15 -	57.535	20 -	57.746		
25	James HILLIARD	Porsche 944 S2							
1 -	1:29.358	6 -	57.412	11 -	56.286	16 -	56.434	21 -	56.231
2 -	1:01.895	7 -	58.058	12 -	56.541	17 -	57.771	22 -	2:52.345 ^P
3 -	59.213	8 -	56.905	13 -	56.650	18 -	56.258	23 -	1:05.555
4 -	59.274	9 -	57.199	14 -	55.892	19 -	55.788	24 -	57.575
5 -	57.174	10 -	56.742	15 -	56.795	20 -	57.118		
28	Alex EACOCK	Porsche 944							
1 -	1:52.219	6 -	59.418	11 -	59.026	16 -	58.559	21 -	1:00.587
2 -	1:01.453	7 -	1:00.287	12 -	58.460	17 -	58.546	22 -	58.336
3 -	1:01.003	8 -	58.993	13 -	58.575	18 -	58.566	23 -	59.757
4 -	59.850	9 -	59.148	14 -	59.154	19 -	1:01.348	24 -	58.803
5 -	59.714	10 -	58.745	15 -	58.890	20 -	58.617	25 -	59.263

Weather : Cloudy / Damp

Porsche Club Championship

LAP ANALYSIS - QUALIFYING RACE 3


(contd.)

32	Kevin HARRISON	Porsche 968 Clubsport									
1 -	1:19.226	6 -	55.371	11 -	56.084	16 -	55.627	21 -	55.602	26 -	56.368
2 -	58.776	7 -	56.319	12 -	55.354	17 -	55.238	22 -	57.079		
3 -	56.888	8 -	55.678	13 -	1:32.773P	18 -	55.567	23 -	56.752		
4 -	56.265	9 -	55.304	14 -	1:02.377	19 -	56.162	24 -	55.823		
5 -	55.538	10 -	55.321	15 -	55.865	20 -	56.520	25 -	56.585		
51	Nicki PURDIE	Porsche 911 Carrera									
1 -	1:27.887	6 -	58.082	11 -	1:05.466	16 -	58.302	21 -	57.138		
2 -	1:03.517	7 -	57.413	12 -	2:37.551P	17 -	57.962	22 -	57.290		
3 -	1:01.909	8 -	57.764	13 -	1:10.700	18 -	57.499	23 -	57.588		
4 -	59.712	9 -	57.386	14 -	58.202	19 -	57.070	24 -	58.494		
5 -	58.576	10 -	58.174	15 -	59.733	20 -	57.541				
60	Alan NEWBOLD	Porsche 944									
1 -	1:31.466	6 -	1:18.371	11 -	1:00.984	16 -	1:00.199	21 -	1:00.632		
2 -	1:05.278	7 -	1:02.323	12 -	1:00.419	17 -	1:01.254	22 -	1:00.575		
3 -	1:02.686	8 -	1:01.190	13 -	1:00.284	18 -	1:00.933	23 -	1:00.021		
4 -	1:03.627	9 -	1:02.346	14 -	1:02.665	19 -	1:01.574	24 -	1:00.072		
5 -	1:01.588	10 -	1:01.514	15 -	1:00.440	20 -	1:00.506				
62	Neil HARVEY	Porsche 924 Turbo									
1 -	1:31.767	6 -	1:00.347	11 -	59.900	16 -	1:00.831	21 -	1:00.044		
2 -	1:03.933	7 -	1:00.158	12 -	1:00.330	17 -	1:00.724	22 -	1:00.040		
3 -	1:01.610	8 -	1:00.082	13 -	1:00.380	18 -	1:05.186	23 -	59.717		
4 -	1:00.726	9 -	1:00.956	14 -	1:00.484	19 -	1:03.835	24 -	1:00.787		
5 -	1:01.116	10 -	1:01.245	15 -	1:01.136	20 -	1:00.809	25 -	59.925		
66	Christopher BERRY	Porsche 911E									
1 -	1:14.077	6 -	59.728	11 -	59.377	16 -	1:00.185	21 -	59.710		
2 -	1:00.540	7 -	59.820	12 -	59.460	17 -	59.177	22 -	59.707		
3 -	1:01.985	8 -	59.528	13 -	59.125	18 -	59.283	23 -	59.959		
4 -	1:00.419	9 -	2:01.123P	14 -	59.532	19 -	59.568	24 -	1:01.338		
5 -	1:00.499	10 -	1:16.603	15 -	59.291	20 -	59.526				
72	Stephen EBBS	Porsche 911 SC									
1 -	1:21.942	6 -	59.092	11 -	59.546	16 -	1:00.062	21 -	1:10.989		
2 -	1:01.619	7 -	58.838	12 -	1:00.858	17 -	59.196	22 -	59.195		
3 -	1:01.529	8 -	59.487	13 -	58.609	18 -	59.138	23 -	58.928		
4 -	59.789	9 -	58.165	14 -	58.692	19 -	1:00.501	24 -	58.943		
5 -	59.451	10 -	59.859	15 -	59.140	20 -	1:33.844P	25 -	59.832		
88	James NEAL	Porsche 964 Carrera 2									
1 -	1:15.682	6 -	57.757	11 -	56.779	16 -	57.618	21 -	57.655	26 -	57.115
2 -	59.528	7 -	58.077	12 -	58.367	17 -	57.256	22 -	57.159		
3 -	58.783	8 -	59.095	13 -	57.187	18 -	56.652	23 -	58.040		
4 -	58.683	9 -	57.698	14 -	56.606	19 -	56.521	24 -	57.868		
5 -	57.387	10 -	56.962	15 -	57.120	20 -	57.231	25 -	57.618		

Weather : Cloudy / Damp

Porsche Club Championship

GRID FOR RACE 3

ROW 11	60	NEWBOLD	
ROW 10	66	BERRY	62 HARVEY
ROW 9	72	EBBS	28 EACOCK
ROW 8	24	CARNIEL	51 PURDIE
ROW 7	1	SEGRUE	22 INGRAM
ROW 6	6	HARRISON	88 NEAL
ROW 5	2	LAMBERT	23 DEMETRIOU
ROW 4	25	HILLIARD	21 MILNE
ROW 3	7	OLIVER	11 ROBERTSON
ROW 2	13	WHITE	12 TOOTHILL
ROW 1	32	HARRISON	14 McALEER
POLE			
			

Weather : Cloudy / Damp

These results are provisional until the conclusion of any judicial and technical matters.

Brands Hatch

Circuit Length = 1.2262 miles.

Start: 09:44 End: 10:09

Clerk of Course:	Stewards:	Timekeeper:
------------------	-----------	-------------

Porsche Club Championship PROVISIONAL RESULT - RACE 3

POS	NO	CL	DRIVER	NAT	CAR	TIME	LAPS	GAP	MPH	BEST
1	14	1	Mark McALEER		Porsche 968	30:05.644	27		66.04	1:00.604
2	32	1	Kevin HARRISON		Porsche 968 Clubsport	30:06.044	27	0.400	66.03	1:00.452
3	25	2	James HILLIARD		Porsche 944 S2	30:24.572	27	18.928	65.36	1:00.914
4	13	1	Ian WHITE		Porsche Carrera	30:25.701	27	20.057	65.32	1:01.738
5	2	2	Richard LAMBERT		Porsche 911 Carrera 3.0	30:25.918	27	20.274	65.31	1:01.317
6	1	2	Tom SEGRUE		Porsche 944 S2	30:40.424	27	34.780	64.79	1:01.453
7	7	1	Ian OLIVER		Porsche 911 Carrera	30:44.200	27	38.556	64.66	1:02.327
8	22	2	Colin INGRAM		Porsche 911 SC	30:44.656	27	39.012	64.64	1:02.697
9	21	2	Chris MILNE		Porsche 911 SC	30:57.472	27	51.828	64.20	1:01.717
10	11	2	Fraser ROBERTSON		Porsche 944	31:01.574	27	55.930	64.06	1:00.920
11	66	3	Christopher BERRY		Porsche 911E	31:02.208	27	56.564	64.03	1:04.101
12	28	3	Alex EACOCK		Porsche 944	31:03.503	27	57.859	63.99	1:03.220
13	62	3	Neil HARVEY		Porsche 924 Turbo	30:07.919	26	1 LAP	63.52	1:04.998
14	88	1	James NEAL		Porsche 964 Carrera 2	31:02.774	26	1 LAP	61.65	1:02.770
NOT CLASSIFIED										
72	2		Stephen EBBS		Porsche 911 SC	24:21.806	21	D.N.F.	63.46	1:03.127
23	2		Ben DEMETRIOU		Porsche 911 SC	19:00.044	16	D.N.F.	62.01	1:02.654
6	1		Richard HARRISON		Porsche 911	12:49.152	11	D.N.F.	63.21	1:03.057
24	2		Marcus CARNIEL		Porsche 911 3.0 SC	12:49.570	11	D.N.F.	63.18	1:02.985
51	1		Nicki PURDIE		Porsche 911 Carrera	8:36.372	7	D.N.F.	59.97	1:04.927
60	3		Alan NEWBOLD		Porsche 944	2:38.010	2	D.N.F.	56.30	1:12.375
FASTEST LAP										
32	1		Kevin HARRISON		Porsche 968 Clubsport	1:00.452	27	73.02mph	117.51kph	
25	2		James HILLIARD		Porsche 944 S2	1:00.914	20	72.46mph	116.62kph	
28	3		Alex EACOCK		Porsche 944	1:03.220	21	69.82mph	112.37kph	

Car No 72 - No Transponder - Will not be timed until one fitted.

Weather : Cloudy / Wet

These results are provisional until the conclusion of any judicial and technical matters.

Brands Hatch

Circuit Length = 1.2262 miles.

Start: 14:08 End: 14:38

Clerk of Course:	Stewards:	Timekeeper:
------------------	-----------	-------------

Porsche Club Championship LAP CHART FOR RACE 3

Lap 1			Lap 2			Lap 3			Lap 4			Lap 5		
No	Behind	Laptime	No	Behind	Laptime	No	Behind	Laptime	No	Behind	Laptime	No	Behind	Laptime
32		1:09.330	32		1:03.258	32		1:02.666	32		1:02.800	32		1:14.416
14	1.820	1:11.150	14	2.096	1:03.534	14	2.212	1:02.782	14	2.625	1:03.213	14	1.044	1:12.835
13	2.651	1:11.981	13	3.277	1:03.884	13	4.455	1:03.844	13	5.061	1:03.406	13	1.842	1:11.197
11	4.011	1:13.341	11	5.598	1:04.845	11	6.309	1:03.377	11	7.632	1:04.123	11	2.547	1:09.331
2	5.003	1:14.333	2	6.611	1:04.866	2	8.320	1:04.375	2	9.854	1:04.334	2	4.247	1:08.809
23	5.833	1:15.163	23	8.107	1:05.532	23	9.846	1:04.405	23	11.353	1:04.307	23	5.381	1:08.444
7	6.959	1:16.289	7	10.172	1:06.471	25	12.327	1:04.687	25	14.709	1:05.182	25	6.148	1:05.855
25	7.350	1:16.680	25	10.306	1:06.214	7	14.562	1:07.056	7	17.566	1:05.804	7	10.466	1:07.316
21	7.572	1:16.902	21	11.129	1:06.815	21	14.863	1:06.400	21	17.947	1:05.884	21	10.895	1:07.364
6	8.398	1:17.728	6	11.651	1:06.511	6	15.608	1:06.623	24	18.326	1:05.099	6	12.159	1:07.576
24	8.799	1:18.129	24	12.777	1:07.236	24	16.027	1:05.916	6	18.999	1:06.191	24	13.390	1:09.480
72	9.708	1:19.038	72	13.293	1:06.843	72	16.864	1:06.237	72	19.705	1:05.641	72	14.030	1:08.741
22	11.895	1:21.225	22	14.104	1:05.467	22	17.269	1:05.831	22	20.028	1:05.559	22	14.356	1:08.744
62	12.746	1:22.076	51	16.387	1:06.480	51	18.648	1:04.927	51	21.062	1:05.214	51	15.086	1:08.440
1	12.793	1:22.123	62	18.725	1:09.237	62	23.765	1:07.706	28	29.071	1:07.652	28	24.963	1:10.308
51	13.165	1:22.495	1	20.537	1:11.002	28	24.219	1:06.297	62	29.207	1:08.242	62	25.865	1:11.074
66	14.806	1:24.136	28	20.588	1:08.566	66	24.674	1:06.469	66	29.800	1:07.926	66	26.636	1:11.252
28	15.280	1:24.610	66	20.871	1:09.323	1	27.819	1:09.948	1	33.923	1:08.904	1	28.501	1:08.994
88	15.927	1:25.257	88	25.365	1:12.696	88	36.117	1:13.418	88	44.592	1:11.275	88	39.882	1:09.706
60	16.305	1:25.635	60	25.422	1:12.375									

Car No 72 - No Transponder - Will not be timed until one fitted.
Weather : Cloudy / Wet

Brands Hatch
Circuit Length = 1.2262 miles.
Start: 14:08 End: 14:38

**Porsche Club Championship
LAP CHART FOR RACE 3**

(contd.)

Lap 6			Lap 7			Lap 8			Lap 9			Lap 10		
No	Behind	Laptime	No	Behind	Laptime	No	Behind	Laptime	No	Behind	Laptime	No	Behind	Laptime
32		1:32.376	32		1:18.904	32		1:02.377	32		1:02.811	32		1:02.046
14	0.890	1:32.222	14	0.484	1:18.498	14	2.031	1:03.924	14	1.329	1:02.109	14	1.630	1:02.347
13	1.767	1:32.301	13	0.619	1:17.756	13	2.250	1:04.008	13	2.202	1:02.763	13	3.195	1:03.039
11	2.532	1:32.361	11	1.263	1:17.635	11	4.410	1:05.524	2	5.677	1:04.021	2	7.178	1:03.547
2	4.902	1:33.031	2	3.115	1:17.117	2	4.467	1:03.729	23	7.013	1:04.044	23	8.243	1:03.276
23	5.783	1:32.778	23	4.189	1:17.310	23	5.780	1:03.968	25	8.348	1:04.622	25	8.651	1:02.349
25	6.525	1:32.753	25	5.299	1:17.678	25	6.537	1:03.615	11	8.902	1:07.303	11	12.598	1:05.742
7	7.692	1:29.602	7	6.897	1:18.109	7	9.941	1:05.421	21	11.671	1:04.075	21	12.684	1:03.059
21	8.636	1:30.117	21	7.588	1:17.856	21	10.407	1:05.196	6	13.264	1:05.192	6	15.111	1:03.893
6	10.441	1:30.658	6	9.692	1:18.155	6	10.883	1:03.568	7	13.296	1:06.166	24	15.601	1:03.997
24	10.963	1:29.949	24	10.574	1:18.515	24	12.202	1:04.005	24	13.650	1:04.259	7	16.837	1:05.587
72	11.904	1:30.250	72	11.441	1:18.441	72	13.263	1:04.199	72	14.391	1:03.939	72	17.186	1:04.841
22	12.555	1:30.575	22	11.656	1:18.005	22	14.739	1:05.460	22	15.198	1:03.270	22	17.582	1:04.430
51	13.573	1:30.863	51	12.622	1:17.953	28	17.572	1:05.752	28	19.681	1:04.920	28	22.496	1:04.861
28	14.332	1:21.745	28	14.197	1:18.769	62	19.829	1:06.501	66	22.887	1:05.810	62	26.947	1:06.001
62	14.873	1:21.384	62	15.705	1:19.736	66	19.888	1:06.073	62	22.992	1:05.974	66	27.132	1:06.291
66	15.457	1:21.197	66	16.192	1:19.639	1	20.945	1:06.161	1	24.153	1:06.019	1	27.461	1:05.354
1	16.812	1:20.687	1	17.161	1:19.253	88	24.980	1:07.594	88	28.696	1:06.527	88	32.962	1:06.312
88	19.455	1:11.949	88	19.763	1:19.212									

Car No 72 - No Transponder - Will not be timed until one fitted.
Weather : Cloudy / Wet

Brands Hatch
Circuit Length = 1.2262 miles.
Start: 14:08 End: 14:38

Porsche Club Championship

LAP CHART FOR RACE 3

(contd.)

Lap 11			Lap 12			Lap 13			Lap 14			Lap 15		
No	Behind	Laptime	No	Behind	Laptime	No	Behind	Laptime	No	Behind	Laptime	No	Behind	Laptime
32		1:01.480	32		1:01.312	32		1:11.995	32		1:28.392	32		1:22.165
14	1.757	1:01.607	14	1.667	1:01.222	14	1.317	1:11.645	14	0.834	1:27.909	14	0.651	1:21.982
13	4.741	1:03.026	13	6.486	1:03.057	13	2.095	1:07.604	13	1.740	1:28.037	13	1.435	1:21.860
2	8.689	1:02.991	2	10.051	1:02.674	2	6.965	1:08.909	2	3.735	1:25.162	2	4.098	1:22.528
23	9.540	1:02.777	23	10.882	1:02.654	23	7.779	1:08.892	23	4.951	1:25.564	23	4.910	1:22.124
25	9.829	1:02.658	25	11.218	1:02.701	25	8.246	1:09.023	25	5.655	1:25.801	25	5.534	1:22.044
21	15.577	1:04.373	21	16.852	1:02.587	21	9.343	1:04.486	21	6.361	1:25.410	21	6.159	1:21.963
11	16.245	1:05.127	72	24.042	1:05.917	72	19.820	1:07.773	72	7.502	1:16.074	72	7.509	1:22.172
6	16.688	1:03.057	7	24.169	1:06.592	7	22.886	1:10.712	7	7.944	1:13.450	7	8.529	1:22.750
24	17.106	1:02.985	22	25.175	1:06.752	22	23.439	1:10.259	22	8.489	1:13.442	22	9.044	1:22.720
7	18.889	1:03.532	11	25.771	1:10.838	11	24.569	1:10.793	11	8.865	1:12.688	11	9.915	1:23.215
72	19.437	1:03.731	28	29.946	1:05.485	28	25.805	1:07.854	28	9.545	1:12.132	28	11.375	1:23.995
22	19.735	1:03.633	66	36.160	1:06.652	66	31.427	1:07.262	66	10.919	1:07.884	66	11.849	1:23.095
28	25.773	1:04.757	1	36.804	1:06.892	1	31.971	1:07.162	1	11.515	1:07.936	1	12.248	1:22.898
62	30.641	1:05.174	62	37.867	1:08.538	62	33.917	1:08.045	62	13.263	1:07.738	62	13.589	1:22.491
66	30.820	1:05.168	88	41.408	1:05.953	88	35.545	1:06.132	88	16.589	1:09.436	88	14.727	1:20.303
1	31.224	1:05.243												
88	36.767	1:05.285												

Car No 72 - No Transponder - Will not be timed until one fitted.
Weather : Cloudy / Wet

Brands Hatch
Circuit Length = 1.2262 miles.
Start: 14:08 End: 14:38

**Porsche Club Championship
LAP CHART FOR RACE 3**

(contd.)

Lap 16			Lap 17			Lap 18			Lap 19			Lap 20		
No	Behind	Laptime	No	Behind	Laptime	No	Behind	Laptime	No	Behind	Laptime	No	Behind	Laptime
32		1:17.650	32		1:01.267	32		1:01.589	14		1:01.716	14		1:01.082
14	0.367	1:17.366	14	0.873	1:01.773	14	0.376	1:01.092	32	1.209	1:03.301	32	0.673	1:00.546
13	0.952	1:17.167	13	3.172	1:03.487	13	4.587	1:03.004	13	4.692	1:02.197	13	5.348	1:01.738
2	3.923	1:17.475	2	5.751	1:03.095	2	6.536	1:02.374	2	7.049	1:02.605	25	9.526	1:00.914
23	6.066	1:18.806	25	10.999	1:05.754	25	10.829	1:01.419	25	9.694	1:00.957	2	12.281	1:06.314
25	6.512	1:18.628	21	11.606	1:05.990	21	12.090	1:02.073	21	12.050	1:02.052	21	13.406	1:02.438
21	6.883	1:18.374	72	12.649	1:06.337	72	15.063	1:04.003	72	16.479	1:03.508	72	18.671	1:03.274
72	7.579	1:17.720	7	15.682	1:07.711	7	18.448	1:04.355	7	19.661	1:03.305	7	21.455	1:02.876
7	9.238	1:18.359	22	16.704	1:08.411	22	18.754	1:03.639	22	20.331	1:03.669	22	21.988	1:02.739
22	9.560	1:18.166	66	18.758	1:06.952	66	21.591	1:04.422	1	22.839	1:03.322	1	25.225	1:03.468
11	10.236	1:17.971	1	19.020	1:06.275	1	21.609	1:04.178	66	23.993	1:04.494	66	27.770	1:04.859
28	12.423	1:18.698	28	19.220	1:08.064	28	23.073	1:05.442	28	24.821	1:03.840	88	30.805	1:06.011
66	13.073	1:18.874	62	20.468	1:06.002	88	24.357	1:05.082	88	25.876	1:03.611	62	33.436	1:05.790
1	14.012	1:19.414	88	20.864	1:05.967	62	25.602	1:06.723	62	28.728	1:05.218	28	33.697	1:09.958
62	15.733	1:19.794	11	27.009	1:18.040	11	37.886	1:12.466	11	38.347	1:02.553	11	38.185	1:00.920
88	16.164	1:19.087												

Car No 72 - No Transponder - Will not be timed until one fitted.
Weather : Cloudy / Wet

Brands Hatch
Circuit Length = 1.2262 miles.
Start: 14:08 End: 14:38
Printed - 14:40 Saturday, 22 July 2006

**Porsche Club Championship
LAP CHART FOR RACE 3**

(contd.)

Lap 21			Lap 22			Lap 23			Lap 24			Lap 25		
No	Behind	Laptime	No	Behind	Laptime	No	Behind	Laptime	No	Behind	Laptime	No	Behind	Laptime
14		1:00.728	14		1:01.236	14		1:00.653	14		1:01.034	14		1:00.755
32	0.791	1:00.846	32	0.705	1:01.150	32	0.574	1:00.522	32	0.618	1:01.078	32	0.505	1:00.642
13	7.199	1:02.579	13	8.140	1:02.177	13	10.204	1:02.717	13	12.078	1:02.908	13	13.929	1:02.606
25	10.627	1:01.829	25	11.505	1:02.114	25	12.836	1:01.984	25	14.238	1:02.436	25	15.741	1:02.258
2	13.740	1:02.187	2	14.594	1:02.090	2	15.756	1:01.815	2	16.240	1:01.518	2	16.802	1:01.317
21	14.943	1:02.265	21	15.975	1:02.268	21	17.039	1:01.717	21	17.821	1:01.816	1	31.190	1:01.698
72	21.070	1:03.127	7	25.299	1:03.481	7	27.903	1:03.257	1	30.247	1:03.283	7	33.705	1:03.072
7	23.054	1:02.327	22	25.660	1:02.697	1	27.998	1:01.453	7	31.388	1:04.519	22	34.140	1:03.251
22	24.199	1:02.939	1	27.198	1:02.074	22	28.162	1:03.155	22	31.644	1:04.516	88	1 LAP	1:12.195
1	26.360	1:01.863	66	34.042	1:04.135	66	39.048	1:05.659	88	1 LAP	1:59.537	21	46.517	1:29.451
66	31.143	1:04.101	88	34.776	1:02.770	11	39.559	1:01.328	66	43.876	1:05.862	66	47.593	1:04.472
88	33.242	1:03.165	28	38.287	1:03.334	28	41.999	1:04.365	28	45.126	1:04.161	28	48.100	1:03.729
28	36.189	1:03.220	11	38.884	1:01.237	62	48.022	1:05.995	11	49.126	1:10.601	11	49.762	1:01.391
62	38.025	1:05.317	62	42.680	1:05.891				62	52.609	1:05.621	62	56.852	1:04.998
11	38.883	1:01.426												

Car No 72 - No Transponder - Will not be timed until one fitted.
Weather : Cloudy / Wet

Brands Hatch
Circuit Length = 1.2262 miles.
Start: 14:08 End: 14:38

**Porsche Club Championship
LAP CHART FOR RACE 3**

(contd.)

Lap 26			Lap 27			Lap 28			Lap 29			Lap 30		
No	Behind	Laptime	No	Behind	Laptime	No	Behind	Laptime	No	Behind	Laptime	No	Behind	Laptime
14		1:00.626	14		1:00.604									
32	0.552	1:00.673	32	0.400	1:00.452									
25	16.815	1:01.700	62	1 LAP	1:06.653									
13	17.711	1:04.408	25	18.928	1:02.717									
2	18.088	1:01.912	13	20.057	1:02.950									
1	32.699	1:02.135	2	20.274	1:02.790									
7	36.384	1:03.305	1	34.780	1:02.685									
22	36.650	1:03.136	7	38.556	1:02.776									
21	50.170	1:04.279	22	39.012	1:02.966									
88	1 LAP	1:08.647	21	51.828	1:02.262									
66	52.309	1:05.342	11	55.930	1:04.036									
11	52.498	1:03.362	66	56.564	1:04.859									
28	53.118	1:05.644	88	1 LAP	1:05.647									
			28	57.859	1:05.345									


Car No 72 - No Transponder - Will not be timed until one fitted.
Weather : Cloudy / Wet

Brands Hatch
Circuit Length = 1.2262 miles.
Start: 14:08 End: 14:38

Porsche Club Championship

GRID FOR RACE 9

ROW 10	51 PURDIE	60 NEWBOLD
ROW 9	6 HARRISON	24 CARNIEL
ROW 8	72 EBBS	23 DEMETRIOU
ROW 7	62 HARVEY	88 NEAL
ROW 6	66 BERRY	28 EACOCK
ROW 5	21 MILNE	11 ROBERTSON
ROW 4	7 OLIVER	22 INGRAM
ROW 3	2 LAMBERT	1 SEGRUE
ROW 2	25 HILLIARD	13 WHITE
ROW 1	14 McALEER	32 HARRISON
	POLE	



Car No 72 - No Transponder - Will not be timed until one fitted.

Weather : Cloudy / Wet

These results are provisional until the conclusion of any judicial and technical matters.

Brands Hatch

Circuit Length = 1.2262 miles.

Start: 14:08 End: 14:38

Clerk of Course:

Stewards:

Timekeeper:

Porsche Club Championship

PROVISIONAL RESULT - RACE 9 - AMENDED

POS	NO	CL	DRIVER	NAT	CAR	TIME	LAPS	GAP	MPH	BEST
1	13	1	Ian WHITE		Porsche Carrera	30:26.181	32		77.38	55.924
2	14	1	Mark McALEER		Porsche 968	30:26.703	32	0.522	77.36	55.497
3	32	1	Kevin HARRISON		Porsche 968 Clubsport	30:26.821	32	0.640	77.36	55.562
4	1	2	Tom SEGRUE		Porsche 944 S2	30:49.339	32	23.158	76.42	56.109
5	11	2	Fraser ROBERTSON		Porsche 944	30:49.729	32	23.548	76.40	56.871
6	25	2	James HILLIARD		Porsche 944 S2	30:52.174	32	25.993	76.30	55.862
7	2	2	Richard LAMBERT		Porsche 911 Carrera 3.0	30:55.723	32	29.542	76.15	56.542
8	21	2	Chris MILNE		Porsche 911 SC	30:57.935	32	31.754	76.06	56.946
9	24	2	Marcus CARNIEL		Porsche 911 3.0 SC	31:04.250	32	38.069	75.80	56.926
10	22	2	Colin INGRAM		Porsche 911 SC	31:04.959	32	38.778	75.78	56.853
11	23	2	Ben DEMETRIOU		Porsche 911 SC	31:11.874	32	45.693	75.50	56.946
12	88	1	James NEAL		Porsche 964 Carrera 2	30:32.824	31	1 LAP	74.70	57.410
13	8	2	David BOTTERILL		Porsche 924 GT	30:57.038	31	1 LAP	73.72	58.589
14	66	3	Christopher BERRY		Porsche 911E	30:58.085	31	1 LAP	73.68	58.699
15	28	3	Alex EACOCK		Porsche 944	30:59.499	31	1 LAP	73.62	58.351
16	62	3	Neil HARVEY		Porsche 924 Turbo	30:51.877	30	2 LAPS	71.54	1:00.316
NOT CLASSIFIED										
6	1		Richard HARRISON		Porsche 911	24:12.164	25	D.N.F.	76.04	57.111
7	1		Ian OLIVER		Porsche 911 Carrera	13:35.267	14	D.N.F.	75.88	56.413
51	1		Nicki PURDIE		Porsche 911 Carrera	9:54.123	10	D.N.F.	74.41	57.277
FASTEST LAP										
14	1		Mark McALEER		Porsche 968	55.497	30	79.54mph	128.00kph	
25	2		James HILLIARD		Porsche 944 S2	55.862	23	79.02mph	127.17kph	
28	3		Alex EACOCK		Porsche 944	58.351	24	75.65mph	121.74kph	

Car No 32 - 0.4 second penalty - J.16.1.2.

Weather : Cloudy / Dry

These results are provisional until the conclusion of any judicial and technical matters.

Brands Hatch

Circuit Length = 1.2262 miles.

Start: 13:25 End: 13:56

Clerk of Course:	Stewards:	Timekeeper:
------------------	-----------	-------------

Porsche Club Championship LAP CHART FOR RACE 9

Lap 1			Lap 2			Lap 3			Lap 4			Lap 5		
No	Behind	Laptime	No	Behind	Laptime	No	Behind	Laptime	No	Behind	Laptime	No	Behind	Laptime
13		1:04.111	13		56.710	13		56.556	13		56.386	13		56.828
14	0.193	1:04.304	32	0.224	56.545	32	0.155	56.487	32	0.185	56.416	32	0.133	56.776
32	0.389	1:04.500	14	0.932	57.449	14	0.617	56.241	14	0.778	56.547	14	0.743	56.793
25	1.172	1:05.283	25	1.642	57.180	25	2.022	56.936	25	2.754	57.118	25	2.711	56.785
7	1.787	1:05.898	7	2.387	57.310	7	3.333	57.502	7	3.795	56.848	7	3.641	56.674
2	2.377	1:06.488	2	2.999	57.332	2	3.755	57.312	2	4.311	56.942	2	4.292	56.809
11	3.179	1:07.290	11	4.295	57.826	11	5.293	57.554	11	6.697	57.790	11	7.546	57.677
22	3.639	1:07.750	22	4.953	58.024	22	6.011	57.614	22	7.368	57.743	22	8.379	57.839
21	4.249	1:08.360	6	5.717	58.054	6	6.611	57.450	6	8.379	58.154	6	8.951	57.400
6	4.373	1:08.484	21	6.528	58.989	21	8.002	58.030	21	8.839	57.223	21	9.500	57.489
1	4.569	1:08.680	23	7.582	58.434	23	8.720	57.694	23	10.486	58.152	23	11.270	57.612
24	4.871	1:08.982	51	10.473	1:00.398	51	12.873	58.956	51	15.064	58.577	51	16.163	57.927
66	5.587	1:09.698	1	10.738	1:02.879	1	13.411	59.229	1	15.256	58.231	1	16.497	58.069
23	5.858	1:09.969	88	11.021	1:00.769	88	13.443	58.978	88	15.679	58.622	24	18.674	59.528
51	6.785	1:10.896	8	11.196	59.823	24	14.222	59.202	24	15.974	58.138	8	20.901	59.694
88	6.962	1:11.073	66	11.341	1:02.464	8	14.864	1:00.224	8	18.035	59.557	66	21.841	59.805
62	7.311	1:11.422	24	11.576	1:03.415	66	15.818	1:01.033	66	18.864	59.432	28	23.654	59.659
8	8.083	1:12.194	62	12.234	1:01.633	28	17.431	1:00.746	28	20.823	59.778	62	27.368	1:01.372
28	8.365	1:12.476	28	13.241	1:01.586	62	18.228	1:02.550	62	22.824	1:00.982	88	30.963	1:12.112

Weather : Cloudy / Dry

Porsche Club Championship LAP CHART FOR RACE 9

(contd.)

Lap 6			Lap 7			Lap 8			Lap 9			Lap 10		
No	Behind	Laptime	No	Behind	Laptime	No	Behind	Laptime	No	Behind	Laptime	No	Behind	Laptime
13		56.891	13		56.661	13		56.482	13		56.596	13		56.909
32	0.707	57.465	32	0.330	56.284	32	0.303	56.455	32	0.160	56.453	14	0.584	56.775
14	1.446	57.594	14	0.947	56.162	14	1.036	56.571	14	0.718	56.278	32	1.939	58.688
25	2.541	56.721	25	2.587	56.707	25	3.579	57.474	25	3.472	56.489	25	3.547	56.984
7	3.163	56.413	7	2.992	56.490	7	3.988	57.478	7	3.811	56.419	7	3.842	56.940
2	3.946	56.545	2	4.172	56.887	2	4.960	57.270	2	5.156	56.792	2	5.303	57.056
11	8.271	57.616	11	8.687	57.077	11	9.076	56.871	11	9.401	56.921	11	9.404	56.912
22	8.980	57.492	22	9.174	56.855	22	9.757	57.065	22	10.014	56.853	22	9.976	56.871
6	9.313	57.253	6	10.258	57.606	6	11.336	57.560	6	12.342	57.602	6	12.937	57.504
21	10.112	57.503	21	10.807	57.356	21	12.013	57.688	21	12.925	57.508	21	13.538	57.522
23	11.930	57.551	23	12.883	57.614	23	13.971	57.570	23	14.859	57.484	23	14.896	56.946
51	17.004	57.732	51	17.937	57.594	51	18.732	57.277	51	19.585	57.449	51	19.993	57.317
1	17.221	57.615	1	18.099	57.539	1	18.943	57.326	1	19.739	57.392	1	20.209	57.379
24	19.701	57.918	24	20.747	57.707	24	22.127	57.862	24	23.563	58.032	24	24.949	58.295
8	23.062	59.052	8	25.210	58.809	8	27.557	58.829	8	30.057	59.096	8	31.854	58.706
66	23.684	58.734	66	26.015	58.992	66	28.850	59.317	66	31.456	59.202	66	33.658	59.111
28	26.044	59.281	28	28.496	59.113	28	30.993	58.979	28	33.329	58.932	28	35.492	59.072
62	31.903	1:01.426	88	34.392	58.551	88	36.303	58.393	88	37.841	58.134	88	38.939	58.007
88	32.502	58.430	62	37.738	1:02.496	62	42.657	1:01.401	62	47.061	1:01.000	62	50.619	1:00.467

Weather : Cloudy / Dry

msttimina.com

Page 2 of 7

Brands Hatch
Circuit Length = 1.2262 miles.
Start: 13:25 End: 13:56
Printed - 13:57 Sunday, 23 July 2006

Porsche Club Championship

LAP CHART FOR RACE 9

(contd.)

Lap 11			Lap 12			Lap 13			Lap 14			Lap 15		
No	Behind	Laptime	No	Behind	Laptime	No	Behind	Laptime	No	Behind	Laptime	No	Behind	Laptime
13		55.924	13		57.343	13		56.747	13		56.342	13		57.161
14	0.382	55.722	14	0.179	57.140	32	1.055	57.440	32	0.343	55.630	32	0.281	57.099
32	1.577	55.562	62	1 LAP	1:02.903	14	1.553	58.121	14	1.193	55.982	14	0.745	56.713
25	4.675	57.052	32	0.362	56.128	62	1 LAP	1:02.538	62	1 LAP	1:01.125	11	13.789	57.435
7	5.028	57.110	7	11.029	1:03.344	7	11.136	56.854	11	13.515	57.780	62	1 LAP	1:00.808
2	6.685	57.306	11	11.486	58.457	11	12.077	57.338	7	14.781	59.987	6	19.599	57.246
11	10.372	56.892	22	12.880	58.047	6	18.066	58.183	6	19.514	57.790	21	21.050	57.586
22	12.176	58.124	6	16.630	59.438	21	18.958	58.408	21	20.625	58.009	23	21.175	57.492
6	14.535	57.522	21	17.297	59.701	23	19.063	58.201	23	20.844	58.123	2	21.457	57.588
21	14.939	57.325	23	17.609	58.913	2	19.213	56.542	2	21.030	58.159	25	21.624	57.355
23	16.039	57.067	2	19.418	1:10.076	25	19.785	56.772	25	21.430	57.987	1	22.160	57.666
1	21.435	57.150	25	19.760	1:12.428	1	20.184	56.109	1	21.655	57.813	22	28.414	56.892
24	27.079	58.054	1	20.822	56.730	22	26.756	1:10.623	22	28.683	58.269	24	29.534	57.093
8	35.245	59.315	24	27.603	57.867	24	28.633	57.777	24	29.602	57.311	8	43.140	58.970
66	37.185	59.451	8	36.937	59.035	8	39.084	58.894	8	41.331	58.589	88	45.596	58.631
28	38.256	58.688	66	38.741	58.899	66	40.907	58.913	66	43.698	59.133	66	46.989	1:00.452
88	40.997	57.982	28	39.425	58.512	28	41.641	58.963	88	44.126	57.772	28	47.704	1:00.524
			88	41.407	57.753	88	42.696	58.036	28	44.341	59.042			

Weather : Cloudy / Dry

Porsche Club Championship

LAP CHART FOR RACE 9

(contd.)

Lap 16			Lap 17			Lap 18			Lap 19			Lap 20		
No	Behind	Laptime	No	Behind	Laptime	No	Behind	Laptime	No	Behind	Laptime	No	Behind	Laptime
13		56.951	13		56.745	13		57.348	13		56.339	13		57.178
14	0.402	56.608	14	0.212	56.555	32	1.139	57.941	28	1 LAP	1:00.758	32	0.188	56.732
32	0.931	57.601	32	0.546	56.360	14	14.089	1:11.225	32	0.634	55.834	66	1 LAP	1:00.168
11	14.756	57.918	11	16.209	58.198	11	16.428	57.567	14	13.933	56.183	28	1 LAP	1:00.327
62	1 LAP	1:00.593	6	21.166	57.460	6	21.243	57.425	11	17.426	57.337	14	12.869	56.114
6	20.451	57.803	23	22.710	57.584	23	22.412	57.050	6	22.015	57.111	11	17.589	57.341
21	21.782	57.683	21	23.272	58.235	1	22.891	56.627	1	23.839	57.287	6	22.606	57.769
23	21.871	57.647	2	23.362	57.725	2	23.754	57.740	23	24.115	58.042	1	23.430	56.769
2	22.382	57.876	1	23.612	57.693	25	24.368	57.670	25	24.562	56.533	23	24.417	57.480
25	22.561	57.888	25	24.046	58.230	21	24.596	58.672	2	25.308	57.893	25	24.442	57.058
1	22.664	57.455	62	1 LAP	1:03.406	22	29.098	57.392	21	25.943	57.686	2	24.979	56.849
22	28.761	57.298	22	29.054	57.038	62	1 LAP	1:01.817	22	30.184	57.425	21	25.994	57.229
24	29.566	56.983	24	30.099	57.278	24	30.111	57.360	24	31.077	57.305	22	29.891	56.885
8	44.892	58.703	8	46.961	58.814	8	48.248	58.635	62	1 LAP	1:01.406	24	30.825	56.926
88	46.528	57.883	88	47.488	57.705	88	48.379	58.239	88	49.761	57.721	62	1 LAP	1:00.316
66	49.717	59.679	66	52.829	59.857	66	55.973	1:00.492	8	50.834	58.925	88	50.222	57.639
28	51.013	1:00.260	28	53.452	59.184							8	52.903	59.247

Weather : Cloudy / Dry

msttimina.com

Page 4 of 7

Brands Hatch
 Circuit Length = 1.2262 miles.
 Start: 13:25 End: 13:56
 Printed - 13:57 Sunday, 23 July 2006

Porsche Club Championship

LAP CHART FOR RACE 9

(contd.)

Lap 21			Lap 22			Lap 23			Lap 24			Lap 25		
No	Behind	Laptime	No	Behind	Laptime	No	Behind	Laptime	No	Behind	Laptime	No	Behind	Laptime
13		57.188	13		56.595	13		57.045	13		56.789	13		56.766
32	0.183	57.183	32	0.457	56.869	32	0.248	56.836	32	0.332	56.873	32	0.307	56.741
66	1 LAP	1:00.014	66	1 LAP	59.848	8	1 LAP	1:00.142	8	1 LAP	1:03.246	14	9.014	56.202
28	1 LAP	59.530	28	1 LAP	1:00.148	14	10.325	56.543	14	9.578	56.042	8	1 LAP	1:00.177
14	11.506	55.825	14	10.827	55.916	66	1 LAP	59.085	66	1 LAP	58.933	66	1 LAP	58.879
11	18.047	57.646	11	19.205	57.753	28	1 LAP	59.463	28	1 LAP	58.777	28	1 LAP	58.351
6	22.959	57.541	1	23.417	56.980	11	19.514	57.354	11	20.519	57.794	11	21.497	57.744
1	23.032	56.790	6	24.240	57.876	1	22.919	56.547	1	23.161	57.031	1	22.650	56.255
23	24.342	57.113	23	25.369	57.622	6	24.377	57.182	6	25.009	57.421	6	25.573	57.330
2	24.656	56.865	2	25.719	57.658	23	25.485	57.161	23	25.815	57.119	23	26.303	57.254
21	26.054	57.248	21	26.582	57.123	2	26.113	57.439	2	26.278	56.954	2	26.749	57.237
25	29.374	1:02.120	25	28.850	56.071	21	26.483	56.946	21	27.253	57.559	25	27.098	56.550
22	30.517	57.814	22	31.298	57.376	25	27.667	55.862	25	27.314	56.436	21	28.105	57.618
24	30.999	57.362	24	31.553	57.149	24	32.281	57.773	24	32.965	57.473	24	34.227	58.028
62	1 LAP	1:00.733	62	1 LAP	1:00.721	22	32.878	58.625	22	33.756	57.667	22	34.708	57.718
88	50.444	57.410	88	51.470	57.621	62	1 LAP	1:00.805	62	1 LAP	1:00.601	88	54.976	58.102
8	55.009	59.294				88	52.384	57.959	88	53.640	58.045			

Weather : Cloudy / Dry

msttimina.com

Page 5 of 7

Brands Hatch
 Circuit Length = 1.2262 miles.
 Start: 13:25 End: 13:56
 Printed - 13:57 Sunday, 23 July 2006

Porsche Club Championship

LAP CHART FOR RACE 9

(contd.)

Lap 26			Lap 27			Lap 28			Lap 29			Lap 30		
No	Behind	Laptime	No	Behind	Laptime	No	Behind	Laptime	No	Behind	Laptime	No	Behind	Laptime
13		56.612	13		57.057	13		56.856	13		56.875	13		57.296
32	0.255	56.560	88	1 LAP	58.727	32	0.449	57.140	32	0.274	56.700	32	0.158	57.180
62	2 LAPS	1:01.658	32	0.165	56.967	88	1 LAP	58.434	88	1 LAP	58.051	88	1 LAP	58.004
14	8.529	56.127	62	2 LAPS	1:02.869	14	6.765	56.249	14	5.654	55.764	14	3.855	55.497
8	1 LAP	59.497	14	7.372	55.900	62	2 LAPS	1:00.991	62	2 LAPS	1:00.707	62	2 LAPS	1:00.359
66	1 LAP	59.062	8	1 LAP	59.583	8	1 LAP	59.330	8	1 LAP	1:00.611	1	23.584	57.418
28	1 LAP	59.495	66	1 LAP	59.324	1	23.367	58.287	1	23.462	56.970	11	24.460	57.092
1	22.261	56.223	28	1 LAP	59.056	11	23.619	57.316	11	24.664	57.920	8	1 LAP	1:00.137
11	22.339	57.454	1	21.936	56.732	66	1 LAP	1:02.159	66	1 LAP	58.956	25	26.997	57.003
2	27.763	57.626	11	23.159	57.877	28	1 LAP	1:02.267	25	27.290	56.664	2	28.790	57.572
25	27.947	57.461	2	27.698	56.992	25	27.501	56.580	2	28.514	57.354	66	1 LAP	59.259
21	29.052	57.559	25	27.777	56.887	2	28.035	57.193	28	1 LAP	59.754	21	30.598	57.857
24	35.074	57.459	21	29.415	57.420	21	29.861	57.302	21	30.037	57.051	28	1 LAP	59.364
22	35.891	57.795	24	35.470	57.453	24	36.028	57.414	24	36.834	57.681	24	36.677	57.139
23	38.975	1:09.284	22	36.129	57.295	22	36.651	57.378	22	37.270	57.494	22	37.294	57.320
			23	40.389	58.471	23	41.833	58.300	23	42.711	57.753	23	43.595	58.180

Weather : Cloudy / Dry

msttimina.com

Page 6 of 7

Brands Hatch
 Circuit Length = 1.2262 miles.
 Start: 13:25 End: 13:56
 Printed - 13:57 Sunday, 23 July 2006

Porsche Club Championship

LAP CHART FOR RACE 9

(contd.)

Lap 31			Lap 32			Lap 33			Lap 34			Lap 35		
No	Behind	Laptime	No	Behind	Laptime	No	Behind	Laptime	No	Behind	Laptime	No	Behind	Laptime
13		57.470	13		57.424									
32	0.117	57.429	32	0.240	57.547									
14	2.339	55.954	14	0.522	55.607									
88	1 LAP	58.630	88	1 LAP	59.411									
62	2 LAPS	1:00.387	1	23.158	57.624									
1	22.958	56.844	11	23.548	56.958									
11	24.014	57.024	62	2 LAPS	1:02.385									
25	26.442	56.915	25	25.993	56.975									
8	1 LAP	59.613	2	29.542	58.662									
2	28.304	56.984	8	1 LAP	1:00.297									
66	1 LAP	58.699	21	31.754	58.686									
21	30.492	57.364	66	1 LAP	59.035									
28	1 LAP	58.491	28	1 LAP	58.923									
24	37.685	58.478	24	38.069	57.808									
22	38.805	58.981	22	38.778	57.397									
23	43.928	57.803	23	45.693	59.189									

Weather : Cloudy / Dry

UK Formula Ford Championship QUALIFYING FOR RACE 4

POS	NO	CL	DRIVER	NAT	CAR	TIME	LAPS	GAP	MPH
1	73	C	Nathan FREKE		Mygale SJ2006	48.493	9		91.03
2	58	C	Linton STUTELEY		Spirit RF06	48.539	10	0.046	90.94
3	75	G	Marc MURRAY		Mygale 01	48.540	9	0.047	90.94
4	56	C	Steve ROBERTS		Van Diemen RF06	48.565	15	0.072	90.89
5	11	C	Nick TANDY		Ray GRD006	48.646	21	0.153	90.74
6	9	C	James NASH		Van Diemen RF06	48.653	22	0.160	90.73
7	2	C	Christian EBBESVIK		Van Diemen RF06	48.667	11	0.174	90.70
8	30	C	Richard TANNAHILL		Van Diemen RF06	48.714	17	0.221	90.61
9	21	C	Peter DEMPSEY		Ray GR06	48.725	14	0.232	90.59
10	34	C	Adriano BUZAID		Ray 06	48.789	15	0.296	90.47
11	3	C	Jonny BAKER		Van Diemen RF06	48.805	15	0.312	90.44
12	72	C	Sean PETTERSON		Mygale SJ06	48.815	18	0.322	90.43
13	71	C	Jay BRIDGER		Mygale SJ2006	48.970	23	0.477	90.14
14	64	C	Ruth SENIOR		Spirit WL06	49.164	13	0.671	89.78
15	6	S	Takashi NAGASE		Van Diemen RF05	49.399	17	0.906	89.36
16	69	C	Alex WATERS		Spirit WL06	49.435	22	0.942	89.29
17	46	S	Jamie JARDINE		Van Diemen FF1800	50.040	21	1.547	88.21
18	35	C	Robert HALL		Swift SC06	50.083	23	1.590	88.14
19	7	S	David BROWN		Van Diemen RF01	50.128	19	1.635	88.06
20	10	S	Simon KINSEY		Van Diemen RF01	50.167	23	1.674	87.99
21	33	S	Garry FINDLAY		Van Diemen RF05	50.352	19	1.859	87.66

Car No's 71 & 75 need working transponders for the race please. Car No 33 needs side numbers
 Weather : Sunny / Damp
 These results are provisional until the conclusion of any judicial and technical matters.

Brands Hatch
 Circuit Length = 1.2262 miles.
 Start: 10:12 End: 10:32

Clerk of Course:	Stewards:	Timekeeper:
------------------	-----------	-------------

UK Formula Ford Championship LAP ANALYSIS - QUALIFYING RACE 4

2	Christian EBBESVIK	Van Diemen RF06							
1 -	3:18.293	6 -	49.221	11 -	4:30.847P				
2 -	49.143	7 -	48.868						
3 -	49.044	8 -	48.667						
4 -	49.038	9 -	48.834						
5 -	48.807	10 -	48.854						
3	Jonny BAKER	Van Diemen RF06							
1 -	1:07.309	6 -	48.912	11 -	2:28.601P				
2 -	49.264	7 -	49.003	12 -	59.207				
3 -	48.805	8 -	49.322	13 -	49.595				
4 -	48.978	9 -	49.264	14 -	49.412				
5 -	48.815	10 -	49.189	15 -	6:17.873P				
6	Takashi NAGASE	Van Diemen RF05							
1 -	1:07.994	6 -	49.592	11 -	51.100	16 -	50.807		
2 -	51.348	7 -	49.463	12 -	2:25.006P	17 -	2:38.661P		
3 -	50.206	8 -	49.399	13 -	1:01.610				
4 -	49.628	9 -	49.668	14 -	49.927				
5 -	49.924	10 -	50.185	15 -	49.497				
7	David BROWN	Van Diemen RF01							
1 -	1:26.978	6 -	52.384	11 -	50.430	16 -	50.580		
2 -	54.145	7 -	50.128	12 -	3:22.524P	17 -	50.541		
3 -	51.673	8 -	50.243	13 -	58.988	18 -	50.540		
4 -	50.559	9 -	50.236	14 -	50.703	19 -	50.623		
5 -	52.456	10 -	50.564	15 -	50.646				
9	James NASH	Van Diemen RF06							
1 -	1:36.780	6 -	50.307	11 -	48.926	16 -	49.203	21 -	49.082
2 -	49.531	7 -	50.548	12 -	48.878	17 -	50.442	22 -	49.190
3 -	48.731	8 -	48.670	13 -	2:06.775P	18 -	54.036		
4 -	53.181	9 -	48.838	14 -	1:03.169	19 -	48.999		
5 -	48.653	10 -	50.539	15 -	49.319	20 -	49.052		
10	Simon KINSEY	Van Diemen RF01							
1 -	1:01.739	6 -	50.310	11 -	51.200	16 -	50.936	21 -	52.372
2 -	51.295	7 -	50.539	12 -	50.717	17 -	51.391	22 -	1:04.763
3 -	50.634	8 -	50.505	13 -	51.141	18 -	50.976	23 -	52.594
4 -	50.531	9 -	50.384	14 -	50.807	19 -	51.629		
5 -	50.167	10 -	50.951	15 -	50.968	20 -	50.987		
11	Nick TANDY	Ray GRD006							
1 -	1:17.502	6 -	48.646	11 -	49.176	16 -	50.854	21 -	51.466
2 -	49.260	7 -	50.549	12 -	49.314	17 -	49.276		
3 -	49.004	8 -	48.768	13 -	49.344	18 -	51.264		
4 -	48.837	9 -	3:13.372P	14 -	49.120	19 -	49.006		
5 -	51.536	10 -	1:04.561	15 -	49.250	20 -	50.795		

Car No's 71 & 75 need working transponders for the race please. Car No 33 needs side numbers
Weather : Sunny / Damp

Brands Hatch
Circuit Length = 1.2262 miles.
Start: 10:12 End: 10:32

UK Formula Ford Championship LAP ANALYSIS - QUALIFYING RACE 4

(contd.)

21	Peter DEMPSEY	Ray GR06				
1 -	1:05.233	6 -	50.131	11 -	49.166	
2 -	48.905	7 -	48.725	12 -	49.113	
3 -	49.584	8 -	3:29.717P	13 -	48.960	
4 -	48.856	9 -	1:04.248	14 -	5:13.196P	
5 -	48.748	10 -	49.254			
30	Richard TANNAHILL	Van Diemen RF06				
1 -	58.535	6 -	48.917	11 -	49.382	
2 -	49.846	7 -	48.813	12 -	49.151	
3 -	49.007	8 -	4:41.801P	13 -	49.191	
4 -	48.714	9 -	1:11.096	14 -	57.632	
5 -	48.936	10 -	49.262	15 -	49.345	
33	Garry FINDLAY	Van Diemen RF05				
1 -	1:10.366	6 -	50.582	11 -	50.352	
2 -	50.764	7 -	5:08.737P	12 -	50.399	
3 -	50.551	8 -	57.032	13 -	51.604	
4 -	50.668	9 -	50.467	14 -	50.966	
5 -	50.430	10 -	50.630	15 -	50.820	
34	Adriano BUZAID	Ray 06				
1 -	1:37.779	6 -	49.054	11 -	49.164	
2 -	49.557	7 -	48.966	12 -	2:35.094P	
3 -	49.287	8 -	48.789	13 -	59.928	
4 -	49.552	9 -	49.066	14 -	49.234	
5 -	49.568	10 -	49.038	15 -	49.295	
35	Robert HALL	Swift SC06				
1 -	1:07.230	6 -	50.225	11 -	50.193	
2 -	50.785	7 -	50.262	12 -	50.677	
3 -	50.201	8 -	50.090	13 -	1:38.720P	
4 -	50.315	9 -	50.083	14 -	1:01.412	
5 -	50.657	10 -	50.384	15 -	53.987	
				16 -	53.744	
				17 -	54.612	
				18 -	54.532	
				19 -	53.574	
				20 -	51.491	
				21 -	50.645	
				22 -	50.864	
				23 -	50.652	
46	Jamie JARDINE	Van Diemen FF1800				
1 -	1:08.782	6 -	50.323	11 -	50.762	
2 -	50.985	7 -	50.040	12 -	51.329	
3 -	50.823	8 -	50.091	13 -	50.889	
4 -	50.743	9 -	50.623	14 -	50.740	
5 -	50.310	10 -	50.400	15 -	50.778	
				16 -	51.025	
				17 -	1:23.645P	
				18 -	57.722	
				19 -	51.483	
				20 -	50.952	
56	Steve ROBERTS	Van Diemen RF06				
1 -	1:03.977	6 -	49.307	11 -	57.910	
2 -	49.259	7 -	49.076	12 -	49.268	
3 -	50.883	8 -	51.424	13 -	49.254	
4 -	49.018	9 -	49.190	14 -	49.328	
5 -	48.565	10 -	3:08.827P	15 -	49.404	

Car No's 71 & 75 need working transponders for the race please. Car No 33 needs side numbers
Weather : Sunny / Damp

Brands Hatch
Circuit Length = 1.2262 miles.
Start: 10:12 End: 10:32

UK Formula Ford Championship

LAP ANALYSIS - QUALIFYING RACE 4

(contd.)

58	Linton STUTELEY	Spirit RF06				
1 -	1:08.037	6 -	1:46.287P			
2 -	50.131	7 -	54.232			
3 -	49.029	8 -	51.253			
4 -	48.740	9 -	48.998			
5 -	48.539	10 -	49.138			
64	Ruth SENIOR	Spirit WL06				
1 -	1:18.655	6 -	49.295	11 -	3:30.144P	
2 -	50.287	7 -	50.671	12 -	1:01.727	
3 -	49.795	8 -	49.508	13 -	50.053	
4 -	49.457	9 -	49.710			
5 -	49.164	10 -	49.498			
69	Alex WATERS	Spirit WL06				
1 -	1:17.909	6 -	49.435	11 -	50.360	
2 -	49.967	7 -	49.479	12 -	50.136	
3 -	49.557	8 -	49.515	13 -	50.122	
4 -	49.643	9 -	49.824	14 -	50.021	
5 -	49.729	10 -	1:00.137	15 -	2:08.340P	
				16 -	56.064	
				17 -	49.848	
				18 -	49.989	
				19 -	49.873	
				20 -	50.040	
				21 -	50.001	
				22 -	50.242	
71	Jay BRIDGER	Mygale SJ2006				
1 -	1:33.060	6 -	49.347	11 -	49.212	
2 -	52.630	7 -	49.086	12 -	49.366	
3 -	49.109	8 -	48.970	13 -	49.245	
4 -	49.003	9 -	49.068	14 -	49.315D	
5 -	50.331	10 -	49.026	15 -	1:38.785	
				16 -	49.158	
				17 -	49.316	
				18 -	49.359	
				19 -	49.242	
				20 -	49.917	
				21 -	49.244	
				22 -	49.236	
				23 -	50.394	
72	Sean PETERSON	Mygale SJ06				
1 -	1:24.746	6 -	49.043	11 -	49.654	
2 -	1:01.841	7 -	48.859	12 -	49.279	
3 -	49.537	8 -	48.996	13 -	3:55.273P	
4 -	49.078	9 -	49.278	14 -	56.943	
5 -	48.815	10 -	49.167	15 -	49.101	
				16 -	49.039	
				17 -	50.172	
				18 -	49.358	
73	Nathan FREKE	Mygale SJ2006				
1 -	1:32.768	6 -	48.493			
2 -	52.645	7 -	48.528			
3 -	48.647	8 -	48.611			
4 -	49.340	9 -	48.731			
5 -	48.535					
75	Marc MURRAY	Mygale 01				
1 -	1:42.814	6 -	49.286			
2 -	49.216	7 -	49.383			
3 -	48.870	8 -	48.801			
4 -	48.573	9 -	48.858			
5 -	48.540					

Car No's 71 & 75 need working transponders for the race please. Car No 33 needs side numbers


Weather : Sunny / Damp

Brands Hatch
Circuit Length = 1.2262 miles.
Start: 10:12 End: 10:32

UK Formula Ford Championship

GRID FOR RACE 4

ROW 11	33 FINDLAY	
ROW 10	7 BROWN	10 KINSEY
ROW 9	46 JARDINE	35 HALL
ROW 8	6 NAGASE	69 WATERS
ROW 7	71 BRIDGER	64 SENIOR
ROW 6	3 BAKER	72 PETTERSON
ROW 5	21 DEMPSEY	34 BUZAID
ROW 4	2 EBBESVIK	30 TANNAHILL
ROW 3	11 TANDY	9 NASH
ROW 2	75 MURRAY	56 ROBERTS
ROW 1	73 FREKE	58 STUTELEY
	POLE	



Car No's 71 & 75 need working transponders for the race please. Car No 33 needs side numbers
 Weather : Sunny / Damp
 These results are provisional until the conclusion of any judicial and technical matters.

Brands Hatch
 Circuit Length = 1.2262 miles.
 Start: 10:12 End: 10:32

Clerk of Course:	Stewards:	Timekeeper:
------------------	-----------	-------------

UK Formula Ford Championship

PROVISIONAL RESULT - RACE 4

POS	NO	CL	DRIVER	NAT	CAR	TIME	LAPS	GAP	MPH	BEST
1	11	C	Nick TANDY		Ray GRD006	25:13.992	28		81.68	51.215
2	21	C	Peter DEMPSEY		Ray GR06	25:14.902	28	0.910	81.63	51.079
3	2	C	Christian EBBESVIK		Van Diemen RF06	25:17.596	28	3.604	81.49	51.516
4	9	C	James NASH		Van Diemen RF06	25:20.199	28	6.207	81.35	51.923
5	73	C	Nathan FREKE		Mygale SJ2006	25:28.844	28	14.852	80.89	52.344
6	10	S	Simon KINSEY		Van Diemen RF01	25:29.286	28	15.294	80.86	51.351
7	56	C	Steve ROBERTS		Van Diemen RF06	25:30.445	28	16.453	80.80	52.383
8	3	C	Jonny BAKER		Van Diemen RF06	25:31.037	28	17.045	80.77	52.259
9	58	C	Linton STUTELEY		Spirit RF06	25:43.355	28	29.363	80.13	53.053
10	7	S	David BROWN		Van Diemen RF01	25:43.608	28	29.616	80.11	52.891
11	71	C	Jay BRIDGER		Mygale SJ2006	25:43.841	28	29.849	80.10	52.531
12	69	C	Alex WATERS		Spirit WL06	25:44.690	28	30.698	80.06	52.848
13	6	S	Takashi NAGASE		Van Diemen RF05	25:45.295	28	31.303	80.02	52.561
14	72	C	Sean PETTERSON		Mygale SJ06	25:46.223	28	32.231	79.98	52.866
15	75	G	Marc MURRAY		Mygale 01	25:50.331	28	36.339	79.76	52.328
16	46	S	Jamie JARDINE		Van Diemen FF1800	25:53.783	28	39.791	79.59	52.899
17	34	C	Adriano BUZAID		Ray 06	26:02.688	28	48.696	79.13	53.778
18	64	C	Ruth SENIOR		Spirit WL06	26:05.496	28	51.504	78.99	53.688
19	35	C	Robert HALL		Swift SC06	25:21.748	27	1 LAP	78.36	54.226

NOT CLASSIFIED

33	S	Garry FINDLAY		Van Diemen RF05	16:58.355	18	D.N.F.	78.09	53.452
30	C	Richard TANNAHILL		Van Diemen RF06	15:53.472	17	D.N.F.	78.77	52.865

FASTEST LAP

21	C	Peter DEMPSEY		Ray GR06	51.079	16	86.42mph	139.08kph
10	S	Simon KINSEY		Van Diemen RF01	51.351	20	85.96mph	138.34kph
75	G	Marc MURRAY		Mygale 01	52.328	27	84.35mph	135.76kph

Car No's 71 & 75 still need working transponders - May not be timed in next race.

Weather : Cloudy / Damp

These results are provisional until the conclusion of any judicial and technical matters.

Brands Hatch

Circuit Length = 1.2262 miles.

Start: 14:58 End: 15:23

Clerk of Course:	Stewards:	Timekeeper:
------------------	-----------	-------------

UK Formula Ford Championship LAP CHART FOR RACE 4

Lap 1			Lap 2			Lap 3			Lap 4			Lap 5		
No	Behind	Laptime	No	Behind	Laptime	No	Behind	Laptime	No	Behind	Laptime	No	Behind	Laptime
73		1:00.620	73		54.877	73		53.993	11		54.139	11		53.492
11	1.097	1:01.717	11	0.374	54.154	11	0.082	53.701	73	0.064	54.285	21	0.123	52.901
58	1.689	1:02.309	56	1.704	54.779	21	2.216	54.001	21	0.714	52.719	73	0.571	53.999
56	1.802	1:02.422	21	2.208	54.652	56	2.283	54.572	56	1.850	53.788	56	2.312	53.954
21	2.433	1:03.053	58	2.304	55.492	58	2.894	54.583	58	2.313	53.640	58	2.664	53.843
9	3.751	1:04.371	9	3.083	54.209	9	3.071	53.981	9	2.755	53.905	9	2.766	53.503
72	4.012	1:04.632	30	4.752	55.260	30	4.978	54.219	30	4.825	54.068	30	5.267	53.934
34	4.171	1:04.791	72	5.143	56.008	3	6.003	54.368	3	5.760	53.978	3	6.071	53.803
30	4.369	1:04.989	3	5.628	55.915	72	6.580	55.430	2	6.690	53.836	2	6.217	53.019
3	4.590	1:05.210	2	6.140	56.156	2	7.075	54.928	72	6.859	54.500	72	6.962	53.595
2	4.861	1:05.481	34	6.260	56.966	34	7.698	55.431	71	8.171	54.343	71	8.736	54.057
6	5.520	1:06.140	6	6.664	56.021	6	7.989	55.318	34	8.171	54.694	34	9.307	54.628
69	5.860	1:06.480	69	7.064	56.081	71	8.049	54.297	6	8.904	55.136	6	9.941	54.529
10	6.640	1:07.260	71	7.745	54.418	69	8.908	55.837	69	9.743	55.056	69	11.255	55.004
46	7.576	1:08.196	10	9.343	57.580	10	11.961	56.611	10	13.450	55.710	7	15.333	55.202
35	8.144	1:08.764	46	9.697	56.998	46	12.525	56.821	7	13.623	55.314	10	15.925	55.967
71	8.204	1:08.824	7	10.199	56.867	7	12.530	56.324	46	14.383	56.079	46	16.604	55.713
7	8.209	1:08.829	35	10.831	57.564	35	12.941	56.103	35	14.689	55.969	35	17.552	56.355
33	8.618	1:09.238	33	11.003	57.262	33	13.498	56.488	33	15.115	55.838	33	18.020	56.397
64	12.197	1:12.817	64	15.377	58.057	64	17.364	55.980	64	18.647	55.504	75	19.178	53.925
75	19.537	1:20.157	75	19.182	54.522	75	19.206	54.017	75	18.745	53.760	64	21.055	55.900

Car No's 71 & 75 still need working transponders - May not be timed in next race.
Weather : Cloudy / Damp

Brands Hatch
Circuit Length = 1.2262 miles.
Start: 14:58 End: 15:23

UK Formula Ford Championship

LAP CHART FOR RACE 4

(contd.)

Lap 6			Lap 7			Lap 8			Lap 9			Lap 10		
No	Behind	Laptime	No	Behind	Laptime	No	Behind	Laptime	No	Behind	Laptime	No	Behind	Laptime
11		53.591	11		52.736	11		52.401	11		52.078	11		51.831
21	0.064	53.532	73	0.630	53.058	21	1.005	52.686	21	0.899	51.972	21	1.047	51.979
73	0.308	53.328	21	0.720	53.392	73	1.877	53.648	73	2.520	52.721	73	3.707	53.018
56	2.036	53.315	56	2.525	53.225	9	3.227	52.745	9	3.747	52.598	9	4.253	52.337
58	2.357	53.284	9	2.883	53.081	56	5.186	55.062	56	6.177	53.069	56	7.022	52.676
9	2.538	53.363	58	3.400	53.779	58	5.446	54.447	58	6.421	53.053	2	7.227	52.540
2	5.531	52.905	2	5.481	52.686	2	5.622	52.542	2	6.518	52.974	58	8.163	53.573
30	5.628	53.952	30	6.641	53.749	72	7.670	53.010	72	9.010	53.418	72	10.190	53.011
3	6.447	53.967	3	6.803	53.092	30	8.370	54.130	30	9.307	53.015	30	11.035	53.559
72	6.931	53.560	72	7.061	52.866	3	8.615	54.213	3	9.641	53.104	3	11.214	53.404
71	8.287	53.142	71	8.341	52.790	71	8.859	52.919	71	9.801	53.020	71	11.371	53.401
34	10.191	54.475	34	12.330	54.875	34	13.965	54.036	6	15.850	53.778	6	17.127	53.108
6	10.447	54.097	6	12.537	54.826	6	14.150	54.014	69	16.684	54.116	69	18.339	53.486
69	11.147	53.483	69	12.665	54.254	69	14.646	54.382	34	16.858	54.971	34	20.229	55.202
7	16.156	54.414	7	17.752	54.332	7	18.963	53.612	7	20.346	53.461	7	21.689	53.174
10	17.547	55.213	10	19.369	54.558	75	21.512	53.872	75	22.601	53.167	75	23.784	53.014
46	18.083	55.070	46	19.957	54.610	10	21.542	54.574	10	23.305	53.841	10	25.224	53.750
35	19.574	55.613	75	20.041	53.183	46	22.610	55.054	46	24.478	53.946	46	26.580	53.933
75	19.594	54.007	35	21.428	54.590	35	23.253	54.226	35	25.498	54.323	33	27.937	53.901
33	20.419	55.990	33	21.954	54.271	33	23.928	54.375	33	25.867	54.017	35	28.498	54.831
64	21.949	54.485	64	23.903	54.690	64	26.257	54.755	64	28.812	54.633	64	31.339	54.358

Car No's 71 & 75 still need working transponders - May not be timed in next race.
Weather : Cloudy / Damp

Brands Hatch
Circuit Length = 1.2262 miles.
Start: 14:58 End: 15:23

UK Formula Ford Championship

LAP CHART FOR RACE 4

(contd.)

Lap 11			Lap 12			Lap 13			Lap 14			Lap 15		
No	Behind	Laptime	No	Behind	Laptime	No	Behind	Laptime	No	Behind	Laptime	No	Behind	Laptime
11		51.817	11		51.879	11		51.804	11		1:09.282	11		1:14.720
21	1.581	52.351	21	1.381	51.679	21	1.568	51.991	21	0.310	1:08.024	21	0.415	1:14.825
73	5.224	53.334	9	6.979	53.519	9	7.334	52.159	9	1.073	1:03.021	9	0.659	1:14.306
9	5.339	52.903	73	7.200	53.855	73	9.161	53.765	73	1.715	1:01.836	73	1.747	1:14.752
56	8.103	52.898	2	8.861	52.600	2	9.308	52.251	2	2.374	1:02.348	2	1.840	1:14.186
2	8.140	52.730	56	9.621	53.397	56	10.488	52.671	56	2.948	1:01.742	56	2.511	1:14.283
58	9.627	53.281	58	10.983	53.235	58	13.563	54.384	58	4.460	1:00.179	58	3.896	1:14.156
72	11.424	53.051	72	12.810	53.265	72	14.044	53.038	72	5.241	1:00.479	72	5.046	1:14.525
3	12.388	52.991	3	13.586	53.077	3	14.570	52.788	3	6.319	1:01.031	3	5.522	1:13.923
30	13.100	53.882	71	13.755	52.531	71	14.659	52.708	71	6.802	1:01.425	71	5.680	1:13.598
71	13.103	53.549	30	14.332	53.111	30	15.393	52.865	30	7.485	1:01.374	30	6.452	1:13.687
6	18.691	53.381	6	19.373	52.561	6	20.198	52.629	6	8.723	57.807	6	7.158	1:13.155
69	19.370	52.848	69	20.423	52.932	69	21.734	53.115	69	9.160	56.708	69	7.292	1:12.852
34	22.885	54.473	34	25.844	54.838	7	28.610	54.301	7	12.219	52.891	7	7.995	1:10.496
7	23.066	53.194	7	26.113	54.926	10	28.805	53.091	10	12.591	53.068	10	8.675	1:10.804
75	25.375	53.408	75	27.355	53.859	34	28.883	54.843	34	17.072	57.471	34	11.534	1:09.182
10	26.596	53.189	10	27.518	52.801	75	30.213	54.662	75	18.666	57.735	75	11.725	1:07.779
46	28.875	54.112	46	30.658	53.662	46	32.768	53.914	46	21.323	57.837	46	11.956	1:05.353
33	30.063	53.943	33	31.904	53.720	33	33.552	53.452	33	22.329	58.059	33	12.321	1:04.712
35	31.002	54.321	35	33.993	54.870	35	37.821	55.632	35	25.529	56.990	35	16.687	1:05.878
64	33.449	53.927	64	35.346	53.776	64	38.171	54.629	64	27.131	58.242	64	17.141	1:04.730

Car No's 71 & 75 still need working transponders - May not be timed in next race.
Weather : Cloudy / Damp

Brands Hatch
Circuit Length = 1.2262 miles.
Start: 14:58 End: 15:23

UK Formula Ford Championship

LAP CHART FOR RACE 4

(contd.)

Lap 16			Lap 17			Lap 18			Lap 19			Lap 20		
No	Behind	Laptime	No	Behind	Laptime	No	Behind	Laptime	No	Behind	Laptime	No	Behind	Laptime
11		51.422	11		51.472	11		51.215	11		51.367	11		51.865
21	0.072	51.079	21	0.807	52.207	21	1.280	51.688	21	1.939	52.026	21	1.920	51.846
9	1.315	52.078	9	1.912	52.069	9	2.871	52.174	9	3.447	51.943	2	3.911	52.069
2	2.726	52.308	2	3.140	51.886	2	3.441	51.516	2	3.707	51.633	9	4.076	52.494
73	4.196	53.871	73	6.032	53.308	73	7.702	52.885	73	9.443	53.108	73	10.587	53.009
56	4.295	53.206	56	6.142	53.319	56	7.791	52.864	56	9.556	53.132	56	10.671	52.980
58	6.526	54.052	58	8.489	53.435	3	11.130	53.807	3	12.473	52.710	3	12.905	52.297
72	7.145	53.521	3	8.538	52.779	58	11.148	53.874	10	13.940	52.838	10	13.426	51.351
3	7.231	53.131	71	8.737	52.854	71	11.308	53.786	58	13.984	54.203	58	16.188	54.069
71	7.355	53.097	72	9.730	54.057	72	12.220	53.705	71	14.117	54.176	71	16.198	53.946
30	8.197	53.167	6	10.278	52.691	6	12.451	53.388	6	14.585	53.501	6	16.570	53.850
6	9.059	53.323	30	11.236	54.511	10	12.469	52.111	72	15.063	54.210	72	17.016	53.818
69	9.410	53.540	69	11.421	53.483	7	14.135	53.776	7	15.740	52.972	7	17.249	53.374
7	9.647	53.074	10	11.573	53.348	69	14.189	53.983	69	16.007	53.185	69	17.456	53.314
10	9.697	52.444	7	11.574	53.399	75	24.092	55.046	75	26.616	53.891	75	28.880	54.129
34	16.362	56.250	34	20.172	55.282	34	24.225	55.268	46	26.875	53.900	46	29.355	54.345
75	16.461	56.158	75	20.261	55.272	46	24.342	55.256	34	27.570	54.712	34	30.688	54.983
46	16.731	56.197	46	20.301	55.042	33	24.904	55.418	64	29.578	54.638	64	33.758	56.045
33	17.037	56.138	33	20.701	55.136	64	26.307	53.688	35	34.381	55.566	35	37.646	55.130
64	21.509	55.790	64	23.834	53.797	35	30.182	55.655						
35	21.785	56.520	35	25.742	55.429									

Car No's 71 & 75 still need working transponders - May not be timed in next race.
Weather : Cloudy / Damp

Brands Hatch
Circuit Length = 1.2262 miles.
Start: 14:58 End: 15:23

UK Formula Ford Championship

LAP CHART FOR RACE 4

(contd.)

Lap 21			Lap 22			Lap 23			Lap 24			Lap 25		
No	Behind	Laptime	No	Behind	Laptime	No	Behind	Laptime	No	Behind	Laptime	No	Behind	Laptime
11		51.875	11		51.815	11		51.930	11		52.140	11		52.075
21	2.116	52.071	21	2.168	51.867	21	2.216	51.978	21	2.525	52.449	21	2.515	52.065
2	3.968	51.932	2	4.203	52.050	2	4.464	52.191	2	4.582	52.258	2	4.714	52.207
9	4.571	52.370	9	5.876	53.120	9	5.869	51.923	9	5.903	52.174	9	5.960	52.132
73	11.461	52.749	73	12.663	53.017	73	13.685	52.952	73	13.976	52.431	10	13.673	51.702
56	11.762	52.966	56	12.932	52.985	10	13.817	52.813	10	14.046	52.369	73	14.583	52.682
10	13.269	51.718	10	12.934	51.480	56	14.249	53.247	56	14.838	52.729	56	15.398	52.635
3	13.289	52.259	3	14.420	52.946	3	15.358	52.868	3	15.816	52.598	3	16.446	52.705
58	18.682	54.369	58	21.106	54.239	58	23.209	54.033	58	25.041	53.972	58	26.578	53.612
71	18.806	54.483	71	21.198	54.207	7	23.324	53.871	7	25.150	53.966	7	26.698	53.623
6	19.068	54.373	7	21.383	54.024	71	23.552	54.284	71	25.383	53.971	71	27.178	53.870
7	19.174	53.800	69	21.581	53.811	69	23.885	54.234	69	25.576	53.831	69	27.429	53.928
69	19.585	54.004	6	22.026	54.773	6	24.173	54.077	6	26.055	54.022	6	27.974	53.994
72	20.335	55.194	72	22.532	54.012	72	24.979	54.377	72	26.566	53.727	72	28.481	53.990
75	30.668	53.663	75	32.554	53.701	75	34.480	53.856	75	35.687	53.347	75	36.539	52.927
46	31.240	53.760	46	33.196	53.771	46	34.877	53.611	46	36.539	53.802	46	37.683	53.219
34	33.257	54.444	34	35.984	54.542	34	38.894	54.840	34	41.360	54.606	34	43.801	54.516
64	36.137	54.254	64	38.927	54.605	64	41.248	54.251	64	43.586	54.478	64	45.693	54.182
35	40.794	55.023	35	44.031	55.052	35	46.740	54.639	35	49.035	54.435	35	51.379	54.419

Car No's 71 & 75 still need working transponders - May not be timed in next race.
Weather : Cloudy / Damp

Brands Hatch
Circuit Length = 1.2262 miles.
Start: 14:58 End: 15:23

UK Formula Ford Championship

LAP CHART FOR RACE 4

(contd.)

Lap 26			Lap 27			Lap 28			Lap 29			Lap 30		
No	Behind	Laptime	No	Behind	Laptime	No	Behind	Laptime	No	Behind	Laptime	No	Behind	Laptime
11		52.370	11		52.561	11		52.543						
21	2.242	52.097	21	1.591	51.910	21	0.910	51.862						
2	4.484	52.140	2	3.964	52.041	2	3.604	52.183						
9	5.857	52.267	35	1 LAP	58.113	9	6.207	53.016						
10	13.526	52.223	9	5.734	52.438	35	1 LAP	55.738						
73	14.557	52.344	10	14.009	53.044	73	14.852	52.805						
56	15.411	52.383	73	14.590	52.594	10	15.294	53.828						
3	16.856	52.780	56	15.887	53.037	56	16.453	53.109						
58	27.676	53.468	3	16.951	52.656	3	17.045	52.637						
7	27.827	53.499	58	28.521	53.406	58	29.363	53.385						
71	28.476	53.668	7	28.772	53.506	7	29.616	53.387						
69	28.751	53.692	71	29.524	53.609	71	29.849	52.868						
6	29.136	53.532	69	29.751	53.561	69	30.698	53.490						
72	29.708	53.597	6	30.101	53.526	6	31.303	53.745						
75	36.769	52.600	72	30.909	53.762	72	32.231	53.865						
46	38.525	53.212	75	36.536	52.328	75	36.339	52.346						
34	45.835	54.404	46	38.863	52.899	46	39.791	53.471						
64	47.652	54.329	34	47.461	54.187	34	48.696	53.778						
			64	49.645	54.554	64	51.504	54.402						


Car No's 71 & 75 still need working transponders - May not be timed in next race.
Weather : Cloudy / Damp

Brands Hatch
Circuit Length = 1.2262 miles.
Start: 14:58 End: 15:23

UK Formula Ford Championship

GRID FOR RACE 12

ROW 11	33 FINDLAY	
ROW 10	7 BROWN	10 KINSEY
ROW 9	35 HALL	46 JARDINE
ROW 8	6 NAGASE	69 WATERS
ROW 7	56 ROBERTS	64 SENIOR
ROW 6	34 BUZAID	71 BRIDGER
ROW 5	3 BAKER	72 PETERSON
ROW 4	2 EBBESVIK	30 TANNAHILL
ROW 3	21 DEMPSEY	11 TANDY
ROW 2	9 NASH	58 STUTELEY
ROW 1	73 FREKE	75 MURRAY
	POLE	



Weather : Sunny / Damp

These results are provisional until the conclusion of any judicial and technical matters.

Brands Hatch

Circuit Length = 1.2262 miles.

Start: 10:12 End: 10:32

Clerk of Course:

Stewards:

Timekeeper:

UK Formula Ford Championship

PROVISIONAL RESULT - RACE 12

POS	NO	CL	DRIVER	NAT	CAR	TIME	LAPS	GAP	MPH	BEST
1	73	C	Nathan FREKE		Mygale SJ2006	25:49.920	31		88.33	49.161
2	75	G	Marc MURRAY		Mygale 01	25:54.288	31	4.368	88.08	49.257
3	9	C	James NASH		Van Diemen RF06	26:06.820	31	16.900	87.38	49.533
4	34	C	Adriano BUZAID		Ray 06	26:17.857	31	27.937	86.77	49.492
5	72	C	Sean PETERSON		Mygale SJ06	26:17.919	31	27.999	86.76	49.349
6	2	C	Christian EBBESVIK		Van Diemen RF06	26:18.376	31	28.456	86.74	49.633
7	71	C	Jay BRIDGER		Mygale SJ2006	26:18.532	31	28.612	86.73	49.725
8	30	C	Richard TANNAHILL		Van Diemen RF06	26:18.676	31	28.756	86.72	49.726
9	56	C	Steve ROBERTS		Van Diemen RF06	26:27.384	31	37.464	86.25	49.724
10	6	S	Takashi NAGASE		Van Diemen RF05	26:29.501	31	39.581	86.13	50.113
11	7	S	David BROWN		Van Diemen RF01	25:53.072	30	1 LAP	85.31	50.819
12	3	C	Jonny BAKER		Van Diemen RF06	25:53.211	30	1 LAP	85.30	49.425
13	11	C	Nick TANDY		Ray GRD006	25:54.158	30	1 LAP	85.25	49.538
14	35	C	Robert HALL		Swift SC06	25:55.197	30	1 LAP	85.19	51.087
15	69	C	Alex WATERS		Spirit WL06	25:55.703	30	1 LAP	85.16	50.690
16	10	S	Simon KINSEY		Van Diemen RF01	25:58.443	30	1 LAP	85.01	51.044
17	46	S	Jamie JARDINE		Van Diemen FF1800	26:07.842	30	1 LAP	84.50	51.060

NOT CLASSIFIED

58	C	Linton STUTELEY		Spirit RF06	7:35.132	9	D.N.F.	87.44	49.371
21	C	Peter DEMPSEY		Ray GR06	6:15.055	7	D.N.F.	82.56	49.534

FASTEST LAP

73	C	Nathan FREKE		Mygale SJ2006	49.161	6	89.79mph	144.50kph
75	G	Marc MURRAY		Mygale 01	49.257	5	89.61mph	144.22kph
6	S	Takashi NAGASE		Van Diemen RF05	50.113	5	88.08mph	141.76kph

Weather : Sunny / Dry

These results are provisional until the conclusion of any judicial and technical matters.

Brands Hatch

Circuit Length = 1.2262 miles.

Start: 14:57 End: 15:23

Clerk of Course:	Stewards:	Timekeeper:
------------------	-----------	-------------

UK Formula Ford Championship LAP CHART FOR RACE 12

Lap 1			Lap 2			Lap 3			Lap 4			Lap 5		
No	Behind	Laptime	No	Behind	Laptime	No	Behind	Laptime	No	Behind	Laptime	No	Behind	Laptime
75		55.380	73		49.515	73		49.342	73		49.207	73		49.256
73	0.073	55.453	75	0.272	49.860	75	0.382	49.452	75	0.603	49.428	75	0.604	49.257
9	1.117	56.497	9	1.690	50.161	9	1.898	49.550	9	2.656	49.965	9	3.000	49.600
58	1.263	56.643	58	2.061	50.386	58	2.090	49.371	58	2.975	50.092	58	3.165	49.446
2	1.525	56.905	2	2.176	50.239	2	3.124	50.290	2	4.192	50.275	2	4.599	49.663
30	1.865	57.245	30	2.444	50.167	30	3.228	50.126	34	4.384	50.228	34	4.915	49.787
3	2.491	57.871	34	3.213	50.109	34	3.363	49.492	30	4.573	50.552	30	5.209	49.892
34	2.692	58.072	3	3.567	50.664	3	3.650	49.425	3	4.886	50.443	3	5.491	49.861
72	3.168	58.548	72	3.789	50.209	72	3.796	49.349	72	5.008	50.419	72	5.601	49.849
71	3.601	58.981	71	4.117	50.104	71	4.500	49.725	71	5.326	50.033	71	6.218	50.148
56	3.889	59.269	56	4.272	49.971	56	5.050	50.120	56	5.567	49.724	56	6.848	50.537
69	4.124	59.504	6	5.061	50.127	6	5.849	50.130	6	6.952	50.310	6	7.809	50.113
6	4.522	59.902	69	6.037	51.501	69	7.395	50.700	69	8.878	50.690	69	10.571	50.949
46	5.279	1:00.659	46	6.751	51.060	46	8.943	51.534	46	11.194	51.458	46	13.245	51.307
10	5.794	1:01.174	7	7.357	51.016	7	9.223	51.208	7	11.286	51.270	7	13.275	51.245
35	5.807	1:01.187	10	7.973	51.767	10	9.754	51.123	10	11.903	51.356	10	13.775	51.128
7	5.929	1:01.309	35	8.039	51.820	35	9.971	51.274	35	12.094	51.330	35	14.137	51.299
21	21.497	1:16.877	21	21.593	49.684	21	21.978	49.727	21	22.305	49.534	21	22.647	49.598
11	25.474	1:20.854	11	25.694	49.808	11	26.157	49.805	11	26.659	49.709	11	26.941	49.538

UK Formula Ford Championship

LAP CHART FOR RACE 12

(contd.)

Lap 6			Lap 7			Lap 8			Lap 9			Lap 10		
No	Behind	Laptime	No	Behind	Laptime	No	Behind	Laptime	No	Behind	Laptime	No	Behind	Laptime
73		49.161	73		49.452	73		49.486	73		49.459	73		49.284
75	0.749	49.306	75	0.740	49.443	75	1.151	49.897	75	1.198	49.506	75	1.441	49.527
9	3.372	49.533	58	4.013	49.823	58	4.465	49.938	58	4.801	49.795	9	6.861	51.164
58	3.642	49.638	9	4.301	50.381	9	4.718	49.903	9	4.981	49.722	2	7.549	50.067
2	5.331	49.893	2	5.848	49.969	2	6.210	49.848	2	6.766	50.015	34	9.209	49.979
34	5.502	49.748	34	6.733	50.683	34	7.849	50.602	34	8.514	50.124	30	9.939	50.521
30	5.774	49.726	30	6.919	50.597	30	7.980	50.547	30	8.702	50.181	72	9.940	50.433
3	6.169	49.839	3	7.094	50.377	72	8.164	50.429	72	8.791	50.086	3	10.329	50.206
72	6.234	49.794	72	7.221	50.439	3	8.674	51.066	3	9.407	50.192	71	10.471	50.216
71	6.804	49.747	71	7.491	50.139	71	8.789	50.784	71	9.539	50.209	56	13.225	51.476
56	8.045	50.358	56	9.055	50.462	56	9.978	50.409	56	11.033	50.514	6	13.788	50.982
6	8.840	50.192	6	9.787	50.399	6	10.611	50.310	6	12.090	50.938	69	19.754	51.104
69	12.717	51.307	69	14.684	51.419	69	16.395	51.197	69	17.934	50.998	7	21.485	51.430
7	15.033	50.919	7	16.401	50.820	7	17.734	50.819	7	19.339	51.064	35	24.087	51.126
46	15.664	51.580	46	17.916	51.704	46	20.078	51.648	35	22.245	51.295	46	25.097	51.450
10	16.040	51.426	10	18.246	51.658	35	20.409	51.426	46	22.931	52.312	10	25.370	51.562
35	16.078	51.102	35	18.469	51.843	10	20.772	52.012	10	23.092	51.779	11	34.037	50.153
21	23.175	49.689	21	23.669	49.946	11	32.480	53.812	11	33.168	50.147			
11	27.751	49.971	11	28.154	49.855									

UK Formula Ford Championship

LAP CHART FOR RACE 12

(contd.)

Lap 11			Lap 12			Lap 13			Lap 14			Lap 15		
No	Behind	Laptime	No	Behind	Laptime	No	Behind	Laptime	No	Behind	Laptime	No	Behind	Laptime
73		49.616	73		49.740	73		49.533	73		49.688	73		49.687
75	1.689	49.864	75	1.730	49.781	75	2.115	49.918	75	2.290	49.863	75	2.365	49.762
9	7.161	49.916	9	7.493	50.072	9	7.988	50.028	9	8.336	50.036	9	8.474	49.825
2	7.566	49.633	2	7.793	49.967	2	8.307	50.047	2	8.533	49.914	2	8.961	50.115
34	9.540	49.947	34	10.270	50.470	34	11.197	50.460	34	11.813	50.304	34	12.687	50.561
72	10.086	49.762	72	10.328	49.982	72	11.246	50.451	72	11.842	50.284	72	12.709	50.554
30	10.551	50.228	30	11.477	50.666	30	12.092	50.148	30	12.638	50.234	30	13.428	50.477
3	11.191	50.478	71	11.560	50.066	71	12.344	50.317	71	12.799	50.143	71	13.538	50.426
71	11.234	50.379	3	12.118	50.667	3	12.957	50.372	56	19.060	52.526	56	20.434	51.061
56	14.296	50.687	56	15.234	50.678	56	16.222	50.521	6	19.471	52.026	6	21.143	51.359
6	14.869	50.697	6	15.789	50.660	6	17.133	50.877	69	26.216	51.728	69	27.858	51.329
69	21.318	51.180	69	22.596	51.018	69	24.176	51.113	7	27.662	51.254	7	29.248	51.273
7	22.964	51.095	7	24.390	51.166	7	26.096	51.239	35	30.275	51.152	35	31.675	51.087
35	25.589	51.118	35	27.161	51.312	35	28.811	51.183	10	32.695	51.412	10	34.366	51.358
46	27.001	51.520	46	28.959	51.698	46	30.970	51.544	46	33.301	52.019	46	35.081	51.467
10	27.230	51.476	10	29.089	51.599	10	30.971	51.415	11	36.792	50.391	11	37.450	50.345
11	34.696	50.275	11	35.236	50.280	11	36.089	50.386	3	37.911	1:14.642	3	38.809	50.585

Weather : Sunny / Dry

msttimina.com

Page 3 of 7

Brands Hatch
 Circuit Length = 1.2262 miles.
 Start: 14:57 End: 15:23
 Printed - 15:25 Sunday, 23 July 2006

UK Formula Ford Championship

LAP CHART FOR RACE 12

(contd.)

Lap 16			Lap 17			Lap 18			Lap 19			Lap 20		
No	Behind	Laptime	No	Behind	Laptime	No	Behind	Laptime	No	Behind	Laptime	No	Behind	Laptime
73		49.813	73		49.744	73		49.828	73		49.846	73		49.741
75	2.463	49.911	75	2.607	49.888	75	2.905	50.126	75	3.011	49.952	75	3.165	49.895
9	9.018	50.357	9	9.553	50.279	9	10.142	50.417	9	10.819	50.523	9	11.526	50.448
2	9.276	50.128	2	9.713	50.181	2	10.301	50.416	34	16.505	50.764	34	17.906	51.142
34	13.511	50.637	34	14.511	50.744	34	15.587	50.904	72	16.648	50.842	72	18.033	51.126
72	13.528	50.632	72	14.565	50.781	72	15.652	50.915	2	16.650	56.195	2	18.229	51.320
30	13.820	50.205	30	15.041	50.965	71	16.112	50.754	71	16.964	50.698	71	18.441	51.218
71	13.885	50.160	71	15.186	51.045	30	16.186	50.973	30	17.358	51.018	30	18.591	50.974
56	21.775	51.154	56	23.089	51.058	56	24.441	51.180	56	25.719	51.124	56	27.077	51.099
6	22.382	51.052	6	23.576	50.938	6	24.656	50.908	6	26.569	51.759	6	27.644	50.816
69	29.441	51.396	69	31.062	51.365	69	33.434	52.200	69	35.203	51.615	69	36.779	51.317
7	30.944	51.509	7	32.786	51.586	7	34.380	51.422	7	35.781	51.247	7	37.463	51.423
35	33.037	51.175	35	34.605	51.312	35	36.293	51.516	35	38.095	51.648	35	39.609	51.255
10	36.252	51.699	10	37.552	51.044	10	39.228	51.504	10	40.493	51.111	10	42.351	51.599
46	36.867	51.599	46	38.707	51.584	46	40.730	51.851	46	42.371	51.487	3	44.076	51.006
11	37.688	50.051	3	40.950	50.994	3	42.032	50.910	3	42.811	50.625	46	44.922	52.292
3	39.700	50.704	11	43.637	55.693	11	44.517	50.708	11	45.293	50.622	11	46.263	50.711

Weather : Sunny / Dry

msttimina.com

Page 4 of 7

Brands Hatch
 Circuit Length = 1.2262 miles.
 Start: 14:57 End: 15:23
 Printed - 15:25 Sunday, 23 July 2006

UK Formula Ford Championship

LAP CHART FOR RACE 12

(contd.)

Lap 21			Lap 22			Lap 23			Lap 24			Lap 25		
No	Behind	Laptime	No	Behind	Laptime	No	Behind	Laptime	No	Behind	Laptime	No	Behind	Laptime
73		49.815	73		49.756	73		50.019	73		49.894	73		50.465
75	3.352	50.002	75	3.907	50.311	46	1 LAP	52.971	46	1 LAP	51.842	10	1 LAP	52.501
9	12.150	50.439	9	12.944	50.550	75	3.834	49.946	75	4.039	50.099	75	4.315	50.741
34	18.992	50.901	34	20.157	50.921	9	13.323	50.398	9	14.325	50.896	46	1 LAP	53.382
72	19.045	50.827	72	20.379	51.090	34	21.136	50.998	34	22.236	50.994	9	14.714	50.854
2	19.215	50.801	2	20.630	51.171	72	21.156	50.796	72	22.271	51.009	34	22.888	51.117
71	19.346	50.720	71	20.702	51.112	2	21.619	51.008	2	22.519	50.794	72	23.017	51.211
30	19.739	50.963	30	21.115	51.132	71	21.673	50.990	71	22.605	50.826	2	23.144	51.090
56	28.169	50.907	56	29.676	51.263	30	22.200	51.104	30	23.053	50.747	71	23.261	51.121
6	28.907	51.078	6	30.425	51.274	56	30.651	50.994	56	31.765	51.008	30	23.727	51.139
69	38.520	51.556	69	40.404	51.640	6	31.614	51.208	6	33.138	51.418	56	32.687	51.387
7	39.027	51.379	7	40.846	51.575	69	41.913	51.528	69	43.824	51.805	6	34.318	51.645
35	41.063	51.269	35	42.425	51.118	7	42.486	51.659	7	44.368	51.776	69	45.326	51.967
10	44.299	51.763	3	46.341	50.935	35	43.921	51.515	35	45.566	51.539	7	45.474	51.571
3	45.162	50.901	10	46.891	52.348	3	47.237	50.915	3	48.363	51.020	35	46.774	51.673
11	47.213	50.765	11	47.972	50.515	10	48.579	51.707	11	49.800	51.011	3	48.845	50.947
46	47.243	52.136				11	48.683	50.730						

Weather : Sunny / Dry

msttimina.com

Page 5 of 7

Brands Hatch
 Circuit Length = 1.2262 miles.
 Start: 14:57 End: 15:23
 Printed - 15:25 Sunday, 23 July 2006

UK Formula Ford Championship

LAP CHART FOR RACE 12

(contd.)

Lap 26			Lap 27			Lap 28			Lap 29			Lap 30		
No	Behind	Laptime	No	Behind	Laptime	No	Behind	Laptime	No	Behind	Laptime	No	Behind	Laptime
73		50.283	73		49.886	73		50.597	73		51.134	73		50.328
11	1 LAP	51.383	11	1 LAP	51.029	35	1 LAP	52.753	7	1 LAP	52.455	7	1 LAP	51.685
10	1 LAP	52.051	10	1 LAP	52.054	3	1 LAP	51.781	69	1 LAP	52.898	3	1 LAP	52.183
75	4.346	50.314	75	4.926	50.466	11	1 LAP	51.384	3	1 LAP	51.801	35	1 LAP	52.145
46	1 LAP	52.180	46	1 LAP	52.558	75	4.968	50.639	35	1 LAP	52.513	11	1 LAP	51.801
9	14.981	50.550	9	15.731	50.636	10	1 LAP	52.039	11	1 LAP	51.015	75	4.431	50.649
34	23.967	51.362	34	25.233	51.152	46	1 LAP	52.468	75	4.110	50.276	69	1 LAP	53.907
72	24.043	51.309	72	25.368	51.211	9	15.943	50.809	10	1 LAP	51.405	10	1 LAP	51.733
2	24.322	51.461	2	25.749	51.313	34	25.818	51.182	46	1 LAP	52.530	46	1 LAP	52.914
71	24.462	51.484	71	25.823	51.247	72	25.876	51.105	9	15.537	50.728	9	16.340	51.131
30	24.736	51.292	30	26.214	51.364	2	26.289	51.137	34	26.031	51.347	34	27.428	51.725
56	33.548	51.144	56	35.124	51.462	71	26.507	51.281	72	26.106	51.364	72	27.475	51.697
6	35.255	51.220	6	36.781	51.412	30	26.928	51.311	2	26.405	51.250	2	27.739	51.662
69	47.274	52.231	69	49.711	52.323	56	35.921	51.394	71	26.524	51.151	71	28.059	51.863
7	47.503	52.312	7	50.085	52.468	6	37.211	51.027	30	26.898	51.104	30	28.163	51.593
35	48.052	51.561							56	36.149	51.362	56	37.115	51.294
3	49.274	50.712							6	37.633	51.556	6	38.880	51.575

Weather : Sunny / Dry

msttimina.com

Page 6 of 7

Brands Hatch
 Circuit Length = 1.2262 miles.
 Start: 14:57 End: 15:23
 Printed - 15:25 Sunday, 23 July 2006

UK Formula Ford Championship

LAP CHART FOR RACE 12

(contd.)

Lap 31			Lap 32			Lap 33			Lap 34			Lap 35		
No	Behind	Laptime	No	Behind	Laptime	No	Behind	Laptime	No	Behind	Laptime	No	Behind	Laptime
73		50.892												
7	1 LAP	51.878												
3	1 LAP	51.089												
11	1 LAP	51.411												
75	4.368	50.829												
35	1 LAP	52.651												
69	1 LAP	52.218												
10	1 LAP	51.640												
9	16.900	51.452												
46	1 LAP	53.088												
34	27.937	51.401												
72	27.999	51.416												
2	28.456	51.609												
71	28.612	51.445												
30	28.756	51.485												
56	37.464	51.241												
6	39.581	51.593												

Weather : Sunny / Dry

msttimina.com

Page 7 of 7

Brands Hatch
 Circuit Length = 1.2262 miles.
 Start: 14:57 End: 15:23
 Printed - 15:25 Sunday, 23 July 2006

**The electroservicesltd.com Fiat Racing Challenge iaw motorlawyers.co.uk
QUALIFYING FOR RACE 5**

POS	NO	CL	DRIVER	NAT	CAR	TIME	LAPS	GAP	MPH
1	1		Jason GREATREX		Fiat Uno	58.590	10		75.34
2	98		Chris DYMOND		Fiat Uno	58.984	10	0.394	74.83
3	52		Michael RALPH		Fiat Punto	59.245	15	0.655	74.51
4	69		Mark CUNNINGTON		Fiat Uno	59.522	10	0.932	74.16
5	43		Jeff STOCKTON		Fiat Uno	59.670	14	1.080	73.97
6	14		Simon McFIE		Fiat Uno	59.759	15	1.169	73.86
7	27		Lee MELLING		Fiat Punto	59.998	9	1.408	73.57
8	92		Dean BORAMAN		Fiat Uno	1:01.010	5	2.420	72.35
9	58		Dale WHITEMAN		Fiat Uno	1:01.299	15	2.709	72.01
10	77		Mike GRAY		Fiat Punto	1:01.806	14	3.216	71.42
11	5		Chris JAMES		Fiat Uno	1:02.849	4	4.259	70.23
12	88		Paul MOUNTFORD		Fiat Uno Mk1	1:04.477	14	5.887	68.46
13	95		Andrew BOTTERILL		Fiat Uno	1:05.473	6	6.883	67.42

Weather : Sunny / Dry

These results are provisional until the conclusion of any judicial and technical matters.

Brands Hatch

Circuit Length = 1.2262 miles.

Start: 10:37 End: 10:57

Clerk of Course:	Stewards:	Timekeeper:
------------------	-----------	-------------

The electroservicesltd.com Fiat Racing Challenge iaw motorlawyers.co.uk
LAP ANALYSIS - QUALIFYING RACE 5


1	Jason GREATREX	Fiat Uno		
1 -	1:24.779	6 -	58.829	
2 -	1:04.783	7 -	58.597	
3 -	1:00.082	8 -	58.590	
4 -	59.229	9 -	58.768	
5 -	59.053	10 -	58.680	
5	Chris JAMES	Fiat Uno		
1 -	1:20.268			
2 -	1:03.201			
3 -	1:02.849			
4 -	1:03.138			
14	Simon McFIE	Fiat Uno		
1 -	1:34.175	6 -	1:00.713	11 - 5:33.816P
2 -	1:04.006	7 -	1:01.142	12 - 1:07.865
3 -	1:02.199	8 -	1:00.182	13 - 1:00.531
4 -	1:01.991	9 -	59.928	14 - 1:00.234
5 -	1:00.741	10 -	59.759	15 - 59.897
27	Lee MELLING	Fiat Punto		
1 -	1:45.625	6 -	1:00.510	
2 -	1:07.326	7 -	1:00.418	
3 -	1:03.826	8 -	59.998	
4 -	1:01.627	9 -	1:00.724	
5 -	1:02.761			
43	Jeff STOCKTON	Fiat Uno		
1 -	1:46.932	6 -	1:01.027	11 - 1:09.103
2 -	1:06.946	7 -	1:00.159	12 - 1:05.705
3 -	1:03.147	8 -	59.952	13 - 59.670
4 -	1:02.061	9 -	1:00.134	14 - 59.871
5 -	1:00.773	10 -	5:53.611P	
52	Michael RALPH	Fiat Punto		
1 -	1:34.118	6 -	59.810	11 - 5:14.330P
2 -	1:02.591	7 -	59.783	12 - 1:09.499
3 -	1:01.827	8 -	59.868	13 - 59.806
4 -	1:00.862	9 -	59.365	14 - 59.807
5 -	1:00.706	10 -	59.488	15 - 59.245
58	Dale WHITEMAN	Fiat Uno		
1 -	1:27.102	6 -	1:01.874	11 - 5:30.122P
2 -	1:05.168	7 -	1:02.552	12 - 1:09.683
3 -	1:03.269	8 -	1:01.468	13 - 1:01.682
4 -	1:03.722	9 -	1:01.775	14 - 1:01.336
5 -	1:02.366	10 -	1:02.055	15 - 1:01.299

The electroservicesltd.com Fiat Racing Challenge iaw motorlawyers.co.uk
LAP ANALYSIS - QUALIFYING RACE 5

(contd.)

69	Mark CUNNINGTON	Fiat Uno
1 - 1:32.973	6 - 5:56.511P	
2 - 1:02.717	7 - 1:12.036	
3 - 4:55.517P	8 - 59.909	
4 - 1:22.387	9 - 59.522	
5 - 1:01.171	10 - 1:00.018	
77	Mike GRAY	Fiat Punto
1 - 1:26.246	6 - 1:02.746	11 - 1:09.592
2 - 1:05.860	7 - 1:02.599	12 - 1:01.931
3 - 1:05.309	8 - 1:02.129	13 - 1:02.132
4 - 1:04.111	9 - 1:03.225	14 - 1:01.806
5 - 1:03.733	10 - 6:27.059P	
88	Paul MOUNTFORD	Fiat Uno Mk1
1 - 1:45.088	6 - 1:05.232	11 - 1:15.769
2 - 1:06.235	7 - 1:04.958	12 - 1:04.799
3 - 1:05.723	8 - 1:07.275	13 - 1:04.490
4 - 1:05.793	9 - 1:04.874	14 - 1:04.477
5 - 1:05.856	10 - 5:48.662P	
92	Dean BORAMAN	Fiat Uno
1 - 1:44.158		
2 - 1:03.549		
3 - 1:02.215		
4 - 1:01.010		
5 - 1:04.409		
95	Andrew BOTTERILL	Fiat Uno
1 - 1:40.595	6 - 1:05.473	
2 - 1:08.198		
3 - 1:05.927		
4 - 1:08.024		
5 - 1:08.322		
98	Chris DYMOND	Fiat Uno
1 - 1:24.414	6 - 59.242	
2 - 1:01.170	7 - 59.324	
3 - 59.764	8 - 1:03.543	
4 - 59.437	9 - 59.187	
5 - 59.208	10 - 58.984	

The electroservicesltd.com Fiat Racing Challenge iaw motorlawyers.co.uk
GRID FOR RACE 5

ROW 7	95	BOTTERILL	
ROW 6	5	JAMES	88 MOUNTFORD
ROW 5	58	WHITEMAN	77 GRAY
ROW 4	27	MELLING	92 BORAMAN
ROW 3	43	STOCKTON	14 McFIE
ROW 2	52	RALPH	69 CUNNINGTON
ROW 1	1	GREATREX	98 DYMOND
POLE			
			

Weather : Sunny / Dry

These results are provisional until the conclusion of any judicial and technical matters.

Brands Hatch

Circuit Length = 1.2262 miles.

Start: 10:37 End: 10:57

Clerk of Course:

Stewards:

Timekeeper:

**The electroservicesltd.com Fiat Racing Challenge iaw motorlawyers.co.uk
PROVISIONAL RESULT - RACE 5 -AMENDED**

POS	NO	CL	DRIVER	NAT	CAR	TIME	LAPS	GAP	MPH	BEST
1	1		Jason GREATREX		Fiat Uno	7:03.814	7		73.07	59.037
2	98		Chris DYMOND		Fiat Uno	7:04.196	7	0.382	73.00	58.923
3	27		Lee MELLING		Fiat Punto	7:06.680	7	2.866	72.57	59.447
4	52		Michael RALPH		Fiat Punto	7:07.387	7	3.573	72.45	59.137
5	14		Simon McFIE		Fiat Uno	7:12.147	7	8.333	71.66	59.715
6	58		Dale WHITEMAN		Fiat Uno	7:23.284	7	19.470	69.86	1:01.445
7	77		Mike GRAY		Fiat Punto	7:24.540	7	20.726	69.66	1:01.644
8	95		Andrew BOTTERILL		Fiat Uno	7:24.750	7	20.936	69.63	1:01.049
9	88		Paul MOUNTFORD		Fiat Uno Mk1	7:35.829	7	32.015	67.93	1:03.077
NOT CLASSIFIED										
69			Mark CUNNINGTON		Fiat Uno	7:13.651	7	N.C.F.	71.4	59.57
FASTEST LAP										
98			Chris DYMOND		Fiat Uno	58.923	5	74.91mph		120.56kph

**Car No 92 took first start. Car No 69 - Not Classified - Not running at Red Flag
Weather : Cloudy / Drying Car No 43 - Excluded from Result - E.5.1.8.**

Brands Hatch
Circuit Length = 1.2262 miles.
Start: 15:40 End: 15:49

Clerk of Course:	Stewards:	Timekeeper:

The electroservicesltd.com Fiat Racing Challenge iaw motorlawyers.co.uk
LAP CHART FOR RACE 5

Lap 1			Lap 2			Lap 3			Lap 4			Lap 5		
No	Behind	Laptime	No	Behind	Laptime	No	Behind	Laptime	No	Behind	Laptime	No	Behind	Laptime
1		1:06.832	1		59.582	1		59.403	1		59.267	1		59.037
98	0.601	1:07.433	98	0.430	59.411	98	0.480	59.453	98	0.399	59.186	98	0.285	58.923
27	0.881	1:07.713	27	1.273	59.974	27	1.335	59.465	27	1.515	59.447	27	2.437	59.959
52	1.987	1:08.819	69	3.080	1:00.649	69	3.743	1:00.066	69	4.345	59.869	52	4.919	59.532
69	2.013	1:08.845	52	3.601	1:01.196	52	4.190	59.992	52	4.424	59.501	43	7.062	1:01.443
43	2.856	1:09.688	43	3.829	1:00.555	43	4.362	59.936	43	4.656	59.561	14	7.364	1:01.230
14	3.921	1:10.753	14	4.261	59.922	14	4.723	59.865	14	5.171	59.715	69	10.176	1:04.868
58	4.655	1:11.487	58	6.697	1:01.624	58	9.569	1:02.275	58	12.607	1:02.305	58	15.896	1:02.326
77	5.339	1:12.171	77	7.730	1:01.973	77	10.895	1:02.568	77	13.272	1:01.644	77	16.528	1:02.293
88	6.471	1:13.303	95	9.517	1:02.401	95	11.163	1:01.049	95	13.478	1:01.582	95	16.847	1:02.406
95	6.698	1:13.530	88	10.841	1:03.952	88	14.515	1:03.077	88	18.571	1:03.323	88	23.574	1:04.040

Car No 92 took first start. Car No 69 - Not Classified - Not running at Red Flag
 Weather : Cloudy / Drying

Brands Hatch
 Circuit Length = 1.2262 miles.
 Start: 15:40 End: 15:49

The electroservicesltd.com Fiat Racing Challenge iaw motorlawyers.co.uk
LAP CHART FOR RACE 5

(contd.)

Lap 6			Lap 7			Lap 8			Lap 9			Lap 10		
No	Behind	Laptime	No	Behind	Laptime	No	Behind	Laptime	No	Behind	Laptime	No	Behind	Laptime
1		59.983	1		59.710									
98	0.227	59.925	98	0.382	59.865									
27	2.473	1:00.019	27	2.866	1:00.103									
52	4.146	59.210	52	3.573	59.137									
43	7.528	1:00.449	14	8.333	1:00.208									
14	7.835	1:00.454	43	8.585	1:00.767									
69	9.767	59.574	69	9.837	59.780									
58	17.735	1:01.822	58	19.470	1:01.445									
95	18.512	1:01.648	77	20.726	1:01.827									
77	18.609	1:02.064	95	20.936	1:02.134									
88	27.469	1:03.878	88	32.015	1:04.256									

Car No 92 took first start. Car No 69 - Not Classified - Not running at Red Flag
 Weather : Cloudy / Drying

Brands Hatch
 Circuit Length = 1.2262 miles.
 Start: 15:40 End: 15:49

MRC Stoneguard Mono Championship - Class 2000

QUALIFYING FOR RACE 6

POS	NO	CL	DRIVER	NAT	CAR	TIME	LAPS	GAP	MPH
1	1	20	Mark HARRISON		Dallara F398	47.343	17		93.24
2	11	20	Neil HARRISON		Dallara F398	47.599	16	0.256	92.74
3	2	20	Jeremy TIMMS		Van Diemen FX	47.745	18	0.402	92.45
4	7	20	Geoff FERN		Van Diemen TFR06	48.729	16	1.386	90.58
5	15	20	Phil MOORE		Dallara F301	48.847	18	1.504	90.37
6	43	20	John ROBERTS		Van Diemen RF99 Comtec 2004	49.389	12	2.046	89.37
7	20	20	Jeremy GOODMAN		Ralt RT3	50.197	18	2.854	87.94
8	5	20	Russ GILES		Reynard FVL	50.256	15	2.913	87.83
9	39	20	Alan EVERITT		Van Diemen FX Monoposto	50.483	18	3.140	87.44
10	25	20	Kevin MASON		Reynard 873	51.126	17	3.783	86.34
11	22	20	Howard SEWARD		TOMs Supercup	51.901	16	4.558	85.05
12	49	20	Mike KREMZER		Vauxhall Lotus	52.163	17	4.820	84.62
13	29	20	Lou WATTS		Vauxhall Lotus Reynard	52.176	10	4.833	84.60
14	14	20	Douglas McLAY		Vauxhall Mono 2000	52.585	17	5.242	83.94
15	99	20	Kevan McLURG		Reynard 863	53.246	5	5.903	82.90

Weather : Sunny / Dry

These results are provisional until the conclusion of any judicial and technical matters.

Brands Hatch

Circuit Length = 1.2262 miles.

Start: 11:01 End: 11:16

Clerk of Course:	Stewards:	Timekeeper:
------------------	-----------	-------------

MRC Stoneguard Mono Championship - Class 2000

LAP ANALYSIS - QUALIFYING RACE 6

1	Mark HARRISON				Dallara F398
1 -	1:15.467	6 -	51.059	11 -	52.974
2 -	1:00.995	7 -	48.824	12 -	55.250
3 -	56.568	8 -	47.503	13 -	48.125
4 -	51.076	9 -	48.599	14 -	1:02.933
5 -	48.465	10 -	47.527	15 -	58.253
16 -				16 -	47.611
				17 -	47.343
2	Jeremy TIMMS				Van Diemen FX
1 -	1:06.923	6 -	49.502	11 -	57.015
2 -	51.338	7 -	48.333	12 -	50.334
3 -	52.189	8 -	50.663	13 -	48.093
4 -	50.688	9 -	50.585	14 -	50.153
5 -	47.915	10 -	48.248	15 -	48.060
16 -				16 -	48.830
				17 -	47.745
18 -				18 -	50.043
5	Russ GILES				Reynard FVL
1 -	1:08.304	6 -	2:49.039P	11 -	50.699
2 -	52.104	7 -	1:04.234	12 -	50.561
3 -	53.150	8 -	50.861	13 -	50.963
4 -	52.289	9 -	51.273	14 -	50.522
5 -	50.256	10 -	51.012	15 -	52.333
7	Geoff FERN				Van Diemen TFR06
1 -	1:16.387	6 -	52.463	11 -	49.149
2 -	54.334	7 -	49.264	12 -	49.544
3 -	50.516	8 -	49.992	13 -	49.083
4 -	48.913	9 -	49.015	14 -	52.849
5 -	49.412	10 -	48.729	15 -	49.211
16 -				16 -	1:19.898P
11	Neil HARRISON				Dallara F398
1 -	1:11.355	6 -	49.606	11 -	2:24.023P
2 -	50.054	7 -	49.092	12 -	1:02.612
3 -	50.675	8 -	48.157	13 -	48.769
4 -	50.835	9 -	52.290	14 -	47.599
5 -	49.736	10 -	48.071	15 -	47.732
16 -				16 -	56.349
14	Douglas McLAY				Vauxhall Mono 2000
1 -	1:21.211	6 -	54.951	11 -	52.585
2 -	55.788	7 -	53.022	12 -	53.024
3 -	53.770	8 -	52.636	13 -	52.736
4 -	53.400	9 -	52.619	14 -	52.903
5 -	53.598	10 -	53.052	15 -	52.798
16 -				16 -	52.661
				17 -	52.796
15	Phil MOORE				Dallara F301
1 -	1:04.654	6 -	52.097	11 -	49.609
2 -	51.684	7 -	49.751	12 -	1:00.106
3 -	49.056	8 -	51.218	13 -	49.900
4 -	49.361	9 -	49.870	14 -	51.399
5 -	48.847	10 -	49.634	15 -	51.103
16 -				16 -	49.917
				17 -	49.680
				18 -	49.701

MRC Stoneguard Mono Championship - Class 2000

LAP ANALYSIS - QUALIFYING RACE 6

(contd.)

20	Jeremy GOODMAN					Ralt RT3
1 -	1:04.747	6 -	52.695	11 -	51.634	16 - 51.068
2 -	53.345	7 -	51.613	12 -	51.160	17 - 50.329
3 -	52.988	8 -	52.640	13 -	51.212	18 - 50.197
4 -	51.725	9 -	51.505	14 -	51.247	
5 -	52.171	10 -	51.421	15 -	50.834	
22	Howard SEWARD					TOMs Supercup
1 -	1:27.981	6 -	57.939	11 -	53.875	16 - 53.327
2 -	1:00.166	7 -	55.403	12 -	53.167	
3 -	56.952	8 -	53.925	13 -	51.901	
4 -	56.340	9 -	54.216	14 -	52.123	
5 -	1:38.859	10 -	53.630	15 -	51.936	
25	Kevin MASON					Reynard 873
1 -	1:04.061	6 -	52.258	11 -	54.978	16 - 52.063
2 -	53.526	7 -	51.148	12 -	52.131	17 - 51.208
3 -	52.384	8 -	52.237	13 -	51.126	
4 -	53.691	9 -	54.479	14 -	51.380	
5 -	51.704	10 -	57.327	15 -	51.243	
29	Lou WATTS					Vauxhall Lotus Reynard
1 -	1:06.454	6 -	52.691			
2 -	53.194	7 -	52.176			
3 -	53.293	8 -	52.354			
4 -	53.581	9 -	52.315			
5 -	52.601	10 -	52.643			
39	Alan EVERITT					Van Diemen FX Monoposto
1 -	1:15.943	6 -	52.034	11 -	51.075	16 - 50.760
2 -	54.608	7 -	52.007	12 -	52.016	17 - 50.732
3 -	52.489	8 -	50.483	13 -	50.772	18 - 51.429
4 -	50.988	9 -	51.022	14 -	50.934	
5 -	50.740	10 -	51.705	15 -	50.622	
43	John ROBERTS					Van Diemen RF99 Comtec 2004
1 -	1:22.556	6 -	54.513	11 -	49.922	
2 -	53.237	7 -	53.488	12 -	51.275	
3 -	52.173	8 -	49.720			
4 -	52.090	9 -	49.389			
5 -	52.320	10 -	49.797			
49	Mike KREMZER					Vauxhall Lotus
1 -	1:16.031	6 -	53.892	11 -	52.562	16 - 52.255
2 -	59.522	7 -	53.142	12 -	52.833	17 - 52.163
3 -	56.936	8 -	52.798	13 -	53.381	
4 -	54.073	9 -	52.742	14 -	57.715	
5 -	52.828	10 -	52.648	15 -	52.319	

Weather : Sunny / Dry

msttimina.com

Page 2 of 3


Brands Hatch
 Circuit Length = 1.2262 miles.
 Start: 11:01 End: 11:16
 Printed - 11:23 Saturday, 22 July 2006

MRC Stoneguard Mono Championship - Class 2000
LAP ANALYSIS - QUALIFYING RACE 6

(contd.)

99	Kevan McLURG	Reynard 863
1 -	1:57.196	
2 -	55.368	
3 -	53.345	
4 -	53.246	
5 -	55.350	

MRC Stoneguard Mono Championship - Class 2000
GRID FOR RACE 6

ROW 8	99 McLURG	14 McLAY
ROW 7	29 WATTS	49 KREMZER
ROW 6	22 SEWARD	25 MASON
ROW 5	39 EVERITT	5 GILES
ROW 4	20 GOODMAN	43 ROBERTS
ROW 3	15 MOORE	7 FERN
ROW 2	2 TIMMS	11 HARRISON
ROW 1	1 HARRISON	
	POLE	
		

Weather : Sunny / Dry

These results are provisional until the conclusion of any judicial and technical matters.

Brands Hatch
 Circuit Length = 1.2262 miles.
 Start: 11:01 End: 11:16

Clerk of Course:

Stewards:

Timekeeper:

MRC Stoneguard Mono Championship - Class 2000

PROVISIONAL RESULT - RACE 6

POS	NO	CL	DRIVER	NAT	CAR	TIME	LAPS	GAP	MPH	BEST
1	1	20	Mark HARRISON		Dallara F398	20:23.373	25		90.26	48.085
2	2	20	Jeremy TIMMS		Van Diemen FX	20:23.668	25	0.295	90.24	47.872
3	11	20	Neil HARRISON		Dallara F398	20:32.474	25	9.101	89.59	48.052
4	15	20	Phil MOORE		Dallara F301	20:43.909	25	20.536	88.77	48.643
5	39	20	Alan EVERITT		Van Diemen FX Monoposto	20:55.831	25	32.458	87.93	49.291
6	43	20	John ROBERTS		Van Diemen RF99 Comtec 2004	20:59.273	25	35.900	87.69	49.261
7	25	20	Kevin MASON		Reynard 873	20:36.232	24	1 LAP	85.75	49.997
8	5	20	Russ GILES		Reynard FVL	20:36.708	24	1 LAP	85.72	50.491
9	49	20	Mike KREMZER		Vauxhall Lotus	20:28.814	23	2 LAPS	82.67	51.911
10	22	20	Howard SEWARD		TOMs Supercup	20:42.534	23	2 LAPS	81.76	51.778
11	14	20	Douglas McLAY		Vauxhall Mono 2000	21:11.615	23	2 LAPS	79.89	53.776
12	29	20	Lou WATTS		Vauxhall Lotus Reynard	21:11.669	23	2 LAPS	79.89	52.474
NOT CLASSIFIED										
20	20		Jeremy GOODMAN		Ralt RT3	11:11.721	13	D.N.F.	85.53	50.397
7	20		Geoff FERN		Van Diemen TFR06		0	D.N.F.	N/A	
FASTEST LAP										
2	20		Jeremy TIMMS		Van Diemen FX	47.872	4	92.21mph		148.39kph

Weather : Cloudy / Damp

These results are provisional until the conclusion of any judicial and technical matters.

Brands Hatch

Circuit Length = 1.2262 miles.

Start: 14:00 End: 14:21

Clerk of Course:	Stewards:	Timekeeper:
------------------	-----------	-------------

MRC Stoneguard Mono Championship - Class 2000

LAP CHART FOR RACE 6

Lap 1			Lap 2			Lap 3			Lap 4			Lap 5		
No	Behind	Laptime	No	Behind	Laptime	No	Behind	Laptime	No	Behind	Laptime	No	Behind	Laptime
1		55.149	1		49.237	1		48.501	1		48.085	1		48.601
11	1.484	56.633	2	1.159	48.771	2	0.560	47.902	2	0.347	47.872	2	0.223	48.477
2	1.625	56.774	11	1.963	49.716	11	2.857	49.395	11	3.938	49.166	11	4.307	48.970
15	1.933	57.082	15	2.477	49.781	15	3.084	49.108	15	4.387	49.388	15	4.879	49.093
43	3.087	58.236	43	4.782	50.932	43	5.874	49.593	43	7.177	49.388	43	7.837	49.261
20	4.015	59.164	20	5.456	50.678	20	7.832	50.877	20	10.433	50.686	39	11.834	49.827
5	4.681	59.830	39	7.224	50.782	39	8.704	49.981	39	10.608	49.989	20	12.484	50.652
39	5.679	1:00.828	5	7.228	51.784	5	9.769	51.042	5	12.836	51.152	5	15.337	51.102
25	9.046	1:04.195	25	11.474	51.665	25	14.292	51.319	25	17.163	50.956	25	20.231	51.669
49	9.599	1:04.748	49	14.040	53.678	49	18.092	52.553	49	22.167	52.160	49	26.669	53.103
29	11.775	1:06.924	29	17.821	55.283	29	24.508	55.188	29	30.086	53.663	22	34.876	53.097
14	12.404	1:07.553	14	17.922	54.755	14	24.615	55.194	22	30.380	53.607	29	36.144	54.659
22	16.775	1:11.924	22	20.539	53.001	22	24.858	52.820	14	31.277	54.747	14	37.283	54.607

Weather : Cloudy / Damp

MRC Stoneguard Mono Championship - Class 2000

LAP CHART FOR RACE 6

(contd.)

Lap 6			Lap 7			Lap 8			Lap 9			Lap 10		
No	Behind	Laptime	No	Behind	Laptime	No	Behind	Laptime	No	Behind	Laptime	No	Behind	Laptime
1		48.466	1		48.430	1		48.335	1		48.664	1		48.215
2	0.281	48.524	2	0.329	48.478	14	1 LAP	53.861	2	0.399	48.698	2	0.215	48.031
15	5.435	49.022	15	5.801	48.796	2	0.365	48.371	29	1 LAP	53.902	22	1 LAP	53.993
11	6.034	50.193	11	6.002	48.398	15	6.294	48.828	14	1 LAP	54.593	11	7.615	49.556
43	9.378	50.007	43	11.031	50.083	11	6.689	49.022	15	6.273	48.643	15	7.937	49.879
39	12.722	49.354	39	13.908	49.616	43	12.406	49.710	11	6.274	48.249	14	1 LAP	54.843
20	14.415	50.397	20	16.391	50.406	39	15.227	49.654	43	13.218	49.476	43	14.819	49.816
5	17.851	50.980	5	20.254	50.833	20	18.494	50.438	39	16.328	49.765	29	1 LAP	1:00.408
25	22.432	50.667	25	24.697	50.695	5	23.249	51.330	20	20.339	50.509	39	17.786	49.673
49	31.334	53.131	49	35.775	52.871	25	26.884	50.522	5	25.685	51.100	20	23.371	51.247
22	38.569	52.159	22	41.917	51.778	49	40.806	53.366	25	29.341	51.121	5	28.187	50.717
29	41.453	53.775	29	46.550	53.527	22	45.508	51.926	49	45.103	52.961	25	31.123	49.997
14	43.039	54.222												

Weather : Cloudy / Damp

msttimina.com

Page 2 of 5

Brands Hatch
 Circuit Length = 1.2262 miles.
 Start: 14:00 End: 14:21

Printed - 16:23 Saturday, 22 July 2006

MRC Stoneguard Mono Championship - Class 2000

LAP CHART FOR RACE 6

(contd.)

Lap 11			Lap 12			Lap 13			Lap 14			Lap 15		
No	Behind	Laptime	No	Behind	Laptime	No	Behind	Laptime	No	Behind	Laptime	No	Behind	Laptime
1		48.218	1		48.686	1		48.487	1		48.572	1		48.240
2	0.411	48.414	2	0.161	48.436	2	0.409	48.735	2	0.319	48.482	2	0.357	48.278
49	1 LAP	53.722	49	1 LAP	52.603	11	10.211	49.316	11	10.380	48.741	29	2 LAPS	54.280
22	1 LAP	53.242	11	9.382	49.877	49	1 LAP	53.294	15	13.757	50.992	11	10.832	48.692
11	8.191	48.794	15	10.298	50.083	15	11.337	49.526	49	1 LAP	53.803	15	14.900	49.383
15	8.901	49.182	22	1 LAP	54.696	22	1 LAP	52.533	43	22.428	50.442	49	1 LAP	53.283
43	17.540	50.939	43	18.776	49.922	43	20.558	50.269	39	22.645	49.530	39	24.368	49.963
39	19.845	50.277	39	20.850	49.691	39	21.687	49.324	22	1 LAP	53.699	43	24.459	50.271
14	1 LAP	55.692	29	1 LAP	53.573	14	1 LAP	54.737	5	37.909	51.520	22	1 LAP	53.436
29	1 LAP	53.296	14	1 LAP	54.260	20	34.647	52.086	14	1 LAP	54.647	5	41.331	51.662
20	27.355	52.202	20	31.048	52.379	5	34.961	50.491	25	39.661	50.155	25	42.708	51.287
5	30.652	50.683	5	32.957	50.991	25	38.078	50.673				14	1 LAP	55.108
25	33.713	50.808	25	35.892	50.865	29	1 LAP	1:06.118						

MRC Stoneguard Mono Championship - Class 2000

LAP CHART FOR RACE 6

(contd.)

Lap 16			Lap 17			Lap 18			Lap 19			Lap 20		
No	Behind	Laptime	No	Behind	Laptime	No	Behind	Laptime	No	Behind	Laptime	No	Behind	Laptime
1		48.606	1		48.299	1		48.681	1		49.438	1		48.716
2	0.294	48.543	2	0.450	48.455	2	0.291	48.522	2	0.350	49.497	2	0.402	48.768
29	2 LAPS	54.816	14	2 LAPS	55.373	14	2 LAPS	54.513	25	1 LAP	51.503	25	1 LAP	51.218
11	10.740	48.514	11	11.969	49.528	11	11.953	48.665	5	1 LAP	52.664	5	1 LAP	51.263
15	15.785	49.491	29	2 LAPS	54.175	15	17.874	50.063	11	11.277	48.762	11	11.115	48.554
49	1 LAP	52.270	15	16.492	49.006	29	2 LAPS	54.771	14	2 LAPS	55.045	15	19.156	49.842
39	25.635	49.873	39	28.089	50.753	39	28.980	49.572	15	18.030	49.594	14	2 LAPS	55.348
43	26.574	50.721	43	28.929	50.654	43	29.940	49.692	29	2 LAPS	53.428	29	2 LAPS	53.438
22	1 LAP	52.259	49	1 LAP	54.159	49	1 LAP	52.469	39	29.309	49.767	39	30.272	49.679
5	43.934	51.209	22	1 LAP	52.494	22	1 LAP	53.059	43	30.128	49.626	43	31.690	50.278
25	44.489	50.387	5	47.154	51.519				49	1 LAP	52.633	49	1 LAP	52.302
			25	47.957	51.767				22	1 LAP	53.159	22	1 LAP	53.134

Weather : Cloudy / Damp

MRC Stoneguard Mono Championship - Class 2000

LAP CHART FOR RACE 6

(contd.)

Lap 21			Lap 22			Lap 23			Lap 24			Lap 25		
No	Behind	Laptime	No	Behind	Laptime	No	Behind	Laptime	No	Behind	Laptime	No	Behind	Laptime
1		49.387	1		49.663	1		49.020	1		49.021	1		48.656
2	0.154	49.139	2	0.295	49.804	2	0.520	49.245	2	0.467	48.968	2	0.295	48.484
25	1 LAP	51.361	22	2 LAPS	54.108	11	8.445	49.170	49	2 LAPS	53.459	49	2 LAPS	52.122
5	1 LAP	51.327	25	1 LAP	50.572	25	1 LAP	51.395	11	8.505	49.081	11	9.101	49.252
11	9.906	48.178	5	1 LAP	50.730	22	2 LAPS	54.986	25	1 LAP	50.702	25	1 LAP	50.733
15	19.195	49.426	11	8.295	48.052	5	1 LAP	51.320	5	1 LAP	50.797	5	1 LAP	50.662
14	2 LAPS	55.029	15	18.860	49.328	15	19.257	49.417	22	2 LAPS	53.186	22	2 LAPS	54.238
39	30.463	49.578	39	30.614	49.814	39	31.152	49.558	15	19.505	49.269	15	20.536	49.687
29	2 LAPS	53.875	14	2 LAPS	55.194	43	33.761	49.809	39	31.422	49.291	39	32.458	49.692
43	32.587	50.284	43	32.972	50.048	14	2 LAPS	54.717	43	34.805	50.065	43	35.900	49.751
49	1 LAP	52.213	29	2 LAPS	52.474	29	2 LAPS	52.518	14	2 LAPS	53.801	14	2 LAPS	53.776
			49	1 LAP	51.911				29	2 LAPS	54.340	29	2 LAPS	53.238

MRC Stoneguard Mono Championship - Class 2000

QUALIFYING FOR RACE 13

POS	NO	CL	DRIVER	NAT	CAR	TIME	LAPS	GAP	MPH
1	1	20	Mark HARRISON		Dallara F398	47.268	15		93.38
2	2	20	Jeremy TIMMS		Van Diemen FX	47.449	18	0.181	93.03
3	11	20	Neil HARRISON		Dallara F398	47.614	16	0.346	92.71
4	7	20	Geoff FERN		Van Diemen TFR06	48.447	18	1.179	91.11
5	15	20	Phil MOORE		Dallara F301	48.618	14	1.350	90.79
6	43	20	John ROBERTS		Van Diemen RF99 Comtec 2004	48.869	18	1.601	90.33
7	97	20	Amnon NEEDHAM		Van Diemen	49.441	18	2.173	89.28
8	39	20	Alan EVERITT		Van Diemen FX Monoposto	49.498	17	2.230	89.18
9	25	20	Kevin MASON		Reynard 873	49.499	18	2.231	89.18
10	5	20	Russ GILES		Reynard FVL	50.159	18	2.891	88.00
11	20	20	Jeremy GOODMAN		Ralt RT3	50.445	17	3.177	87.50
12	49	20	Mike KREMZER		Vauxhall Lotus	50.782	17	3.514	86.92
13	22	20	Howard SEWARD		TOMs Supercup	51.627	17	4.359	85.50
14	14	20	Douglas McLAY		Vauxhall Mono 2000	52.567	15	5.299	83.97
15	9	20	Julian CUTLER		Reynard 903B	58.955	5	11.687	74.87

Car No 9 needs a working transponder please.

Weather : Sunny / Dry

These results are provisional until the conclusion of any judicial and technical matters.

Brands Hatch

Circuit Length = 1.2262 miles.

Start: 10:00 End: 10:15

Clerk of Course:	Stewards:	Timekeeper:

MRC Stoneguard Mono Championship - Class 2000

LAP ANALYSIS - QUALIFYING RACE 13

1	Mark HARRISON	Dallara F398				
1 -	1:05.795	6 -	47.737	11 -	47.379	
2 -	48.914	7 -	1:03.478	12 -	49.771	
3 -	48.012	8 -	55.760	13 -	2:52.910P	
4 -	48.036	9 -	47.268	14 -	1:03.910	
5 -	47.326	10 -	58.618	15 -	48.450	
2	Jeremy TIMMS	Van Diemen FX				
1 -	1:08.005	6 -	48.283	11 -	48.064	
2 -	51.454	7 -	48.169	12 -	47.805	
3 -	48.061	8 -	48.461	13 -	48.561	
4 -	47.449	9 -	50.626	14 -	51.922	
5 -	49.881	10 -	49.786	15 -	55.976	
5	Russ GILES	Reynard FVL				
1 -	1:09.449	6 -	51.195	11 -	50.315	
2 -	51.809	7 -	52.155	12 -	50.470	
3 -	51.093	8 -	50.871	13 -	50.672	
4 -	51.357	9 -	50.665	14 -	50.933	
5 -	51.507	10 -	51.774	15 -	50.159	
7	Geoff FERN	Van Diemen TFR06				
1 -	1:18.415	6 -	49.458	11 -	48.914	
2 -	50.118	7 -	50.535	12 -	49.031	
3 -	49.322	8 -	48.955	13 -	49.393	
4 -	49.984	9 -	48.893	14 -	48.808	
5 -	49.224	10 -	49.384	15 -	49.144	
9	Julian CUTLER	Reynard 903B				
1 -	3:08.122P					
2 -	1:11.160					
3 -	58.955					
4 -	1:03.271					
5 -	1:01.815					
11	Neil HARRISON	Dallara F398				
1 -	1:08.386	6 -	48.511	11 -	49.119	
2 -	51.178	7 -	47.785	12 -	47.856	
3 -	49.225	8 -	2:20.822P	13 -	47.852	
4 -	48.319	9 -	1:09.825	14 -	47.614	
5 -	48.321	10 -	48.240	15 -	48.106	
14	Douglas McLAY	Vauxhall Mono 2000				
1 -	1:19.721	6 -	53.048	11 -	53.175	
2 -	55.070	7 -	53.295	12 -	1:55.758P	
3 -	54.004	8 -	53.800	13 -	1:04.116	
4 -	53.526	9 -	53.952	14 -	52.567	
5 -	54.240	10 -	53.152	15 -	52.923	

Car No 9 needs a working transponder please.
Weather : Sunny / Dry

MRC Stoneguard Mono Championship - Class 2000

LAP ANALYSIS - QUALIFYING RACE 13

(contd.)

15	Phil MOORE	Dallara F301			
1 -	1:06.700	6 -	49.071	11 -	54.532
2 -	49.173	7 -	49.356	12 -	49.331
3 -	48.618	8 -	49.058	13 -	48.860
4 -	48.664	9 -	4:11.814P	14 -	49.602
5 -	48.653	10 -	1:18.414		
20	Jeremy GOODMAN	Ralt RT3			
1 -	1:25.037	6 -	50.968	11 -	51.104
2 -	53.964	7 -	51.952	12 -	51.071
3 -	51.949	8 -	51.165	13 -	50.771
4 -	51.732	9 -	52.690	14 -	50.749
5 -	51.023	10 -	52.025	15 -	50.445
22	Howard SEWARD	TOMs Supercup			
1 -	1:20.159	6 -	52.164	11 -	52.021
2 -	1:00.979	7 -	51.760	12 -	54.273
3 -	54.536	8 -	53.284	13 -	54.430
4 -	53.769	9 -	53.233	14 -	53.476
5 -	53.181	10 -	52.199	15 -	52.144
25	Kevin MASON	Reynard 873			
1 -	1:21.981	6 -	50.085	11 -	49.907
2 -	52.155	7 -	50.680	12 -	49.806
3 -	51.624	8 -	50.308	13 -	49.710
4 -	50.582	9 -	50.344	14 -	49.890
5 -	50.130	10 -	53.863	15 -	50.211
39	Alan EVERITT	Van Diemen FX Monoposto			
1 -	1:18.199	6 -	49.832	11 -	1:07.792
2 -	53.171	7 -	49.899	12 -	50.175
3 -	58.893	8 -	49.498	13 -	50.106
4 -	53.626	9 -	50.063	14 -	50.061
5 -	51.066	10 -	1:03.461	15 -	50.021
43	John ROBERTS	Van Diemen RF99 Comtec 2004			
1 -	1:24.091	6 -	49.696	11 -	51.010
2 -	52.036	7 -	49.675	12 -	51.917
3 -	53.078	8 -	51.592	13 -	49.983
4 -	51.088	9 -	51.335	14 -	48.869
5 -	49.371	10 -	53.379	15 -	49.327
49	Mike KREMZER	Vauxhall Lotus			
1 -	1:12.477	6 -	51.424	11 -	52.564
2 -	53.143	7 -	51.526	12 -	51.204
3 -	51.106	8 -	52.097	13 -	51.013
4 -	51.197	9 -	53.285	14 -	50.915
5 -	52.142	10 -	57.502	15 -	50.914

Car No 9 needs a working transponder please.
Weather : Sunny / Dry

MRC Stoneguard Mono Championship - Class 2000
LAP ANALYSIS - QUALIFYING RACE 13

(contd.)


97	Amnon NEEDHAM				Van Diemen			
1 -	1:18.850	6 -	50.314	11 -	50.061	16 -	49.979	
2 -	53.457	7 -	50.571	12 -	49.777	17 -	49.514	
3 -	52.945	8 -	51.342	13 -	49.441	18 -	49.788	
4 -	50.530	9 -	50.367	14 -	49.642			
5 -	50.326	10 -	54.028	15 -	52.707			

Car No 9 needs a working transponder please.
Weather : Sunny / Dry

MRC Stoneguard Mono Championship - Class 2000
GRID FOR RACE 13

ROW 8	9 CUTLER	14 McLAY
ROW 7	22 SEWARD	49 KREMZER
ROW 6	20 GOODMAN	5 GILES
ROW 5	25 MASON	39 EVERITT
ROW 4	97 NEEDHAM	43 ROBERTS
ROW 3	15 MOORE	7 FERN
ROW 2	11 HARRISON	2 TIMMS
ROW 1	1 HARRISON	

POLE



Car No 9 needs a working transponder please.

Weather : Sunny / Dry

These results are provisional until the conclusion of any judicial and technical matters.

Brands Hatch

Circuit Length = 1.2262 miles.

Start: 10:00 End: 10:15

Clerk of Course:	Stewards:	Timekeeper:
------------------	-----------	-------------

MRC Stoneguard Mono Championship - Class 2000

PROVISIONAL RESULT - RACE 13

POS	NO	CL	DRIVER	NAT	CAR	TIME	LAPS	GAP	MPH	BEST
1	1	20	Mark HARRISON		Dallara F398	20:28.013	25		89.92	48.227
2	11	20	Neil HARRISON		Dallara F398	20:28.356	25	0.343	89.89	48.257
3	2	20	Jeremy TIMMS		Van Diemen FX	20:28.763	25	0.750	89.86	48.203
4	7	20	Geoff FERN		Van Diemen TFR06	20:36.035	25	8.022	89.33	48.489
5	15	20	Phil MOORE		Dallara F301	20:38.008	25	9.995	89.19	48.383
6	39	20	Alan EVERITT		Van Diemen FX Monoposto	20:48.292	25	20.279	88.46	48.977
7	25	20	Kevin MASON		Reynard 873	20:37.615	24	1 LAP	85.65	50.290
8	97	20	Amnon NEEDHAM		Van Diemen	20:42.244	24	1 LAP	85.33	50.112
9	5	20	Russ GILES		Reynard FVL	20:42.875	24	1 LAP	85.29	50.643
10	49	20	Mike KREMZER		Vauxhall Lotus	21:12.355	24	1 LAP	83.31	51.552
11	22	20	Howard SEWARD		TOMs Supercup	20:45.111	23	2 LAPS	81.59	51.906
12	14	20	Douglas McLAY		Vauxhall Mono 2000	20:46.509	23	2 LAPS	81.50	52.949
NOT CLASSIFIED										
20	20		Jeremy GOODMAN		Ralt RT3	13:44.224	15	D.N.F.	80.41	50.965
43	20		John ROBERTS		Van Diemen RF99 Comtec 2004	9:31.103	11	D.N.F.	85.14	49.492
FASTEST LAP										
2	20		Jeremy TIMMS		Van Diemen FX	48.203	12	91.57mph		147.38kph

Weather : Sunny / Dry

These results are provisional until the conclusion of any judicial and technical matters.

Brands Hatch

Circuit Length = 1.2262 miles.

Start: 15:31 End: 15:52

Clerk of Course:	Stewards:	Timekeeper:
------------------	-----------	-------------

MRC Stoneguard Mono Championship - Class 2000
LAP CHART FOR RACE 13

Lap 1			Lap 2			Lap 3			Lap 4			Lap 5		
No	Behind	Laptime	No	Behind	Laptime	No	Behind	Laptime	No	Behind	Laptime	No	Behind	Laptime
1		54.152	1		48.253	1		48.227	1		48.633	1		49.566
2	0.369	54.521	2	0.572	48.456	2	0.677	48.332	2	0.340	48.296	2	0.320	49.546
11	1.584	55.736	11	2.350	49.019	11	3.145	49.022	11	3.450	48.938	11	2.584	48.700
7	2.519	56.671	7	2.983	48.717	7	3.620	48.864	7	4.295	49.308	7	3.944	49.215
15	2.656	56.808	15	3.710	49.307	15	4.405	48.922	15	4.944	49.172	15	4.190	48.812
39	3.772	57.924	39	5.283	49.764	39	6.480	49.424	39	7.078	49.231	39	6.888	49.376
43	4.628	58.780	43	6.215	49.840	43	7.480	49.492	43	8.743	49.896	43	9.332	50.155
25	5.564	59.716	25	8.437	51.126	25	12.207	51.997	25	14.759	51.185	25	16.247	51.054
97	6.118	1:00.270	5	11.633	53.073	5	14.549	51.143	5	17.081	51.165	5	18.801	51.286
20	6.573	1:00.725	49	12.471	52.903	49	16.196	51.952	49	19.792	52.229	49	22.652	52.426
5	6.813	1:00.965	22	13.675	52.903	22	17.552	52.104	22	21.483	52.564	97	23.499	51.218
49	7.821	1:01.973	14	15.316	54.301	97	18.677	51.201	97	21.847	51.803	22	24.330	52.413
22	9.025	1:03.177	97	15.703	57.838	14	21.188	54.099	20	26.255	52.198	20	27.988	51.299
14	9.268	1:03.420	20	19.906	1:01.586	20	22.690	51.011	14	26.785	54.230	14	31.098	53.879

MRC Stoneguard Mono Championship - Class 2000

LAP CHART FOR RACE 13

(contd.)

Lap 6			Lap 7			Lap 8			Lap 9			Lap 10		
No	Behind	Laptime	No	Behind	Laptime	No	Behind	Laptime	No	Behind	Laptime	No	Behind	Laptime
1		48.802	1		48.977	1		48.833	1		48.989	1		49.519
2	0.294	48.776	2	0.334	49.017	2	0.257	48.756	22	1 LAP	53.925	2	0.440	49.704
11	2.582	48.800	11	2.215	48.610	11	1.639	48.257	2	0.255	48.987	14	1 LAP	53.966
7	4.222	49.080	7	4.211	48.966	7	4.076	48.698	11	1.204	48.554	11	1.245	49.560
15	4.670	49.282	15	4.729	49.036	15	4.608	48.712	7	3.576	48.489	7	3.119	49.062
39	7.442	49.356	39	7.714	49.249	39	7.858	48.977	15	4.421	48.802	15	4.079	49.177
43	10.374	49.844	43	11.239	49.842	43	12.592	50.186	39	8.501	49.632	22	1 LAP	56.187
25	18.426	50.981	25	20.979	51.530	25	23.658	51.512	43	17.828	54.225	39	8.738	49.756
5	21.461	51.462	5	23.627	51.143	5	25.437	50.643	25	26.024	51.355	43	24.860	56.551
49	26.509	52.659	97	29.086	51.348	97	30.869	50.616	5	27.655	51.207	25	28.008	51.503
97	26.715	52.018	49	30.349	52.817	49	34.303	52.787	97	32.397	50.517	5	29.310	51.174
20	30.502	51.316	20	32.490	50.965	20	34.686	51.029	20	37.558	51.861	97	33.489	50.611
14	36.385	54.089	14	40.357	52.949	14	45.156	53.632	49	38.445	53.131	49	41.647	52.721
22	39.748	1:04.220	22	44.034	53.263							20	44.819	56.780

Weather : Sunny / Dry

msttimina.com

Page 2 of 5

Brands Hatch
 Circuit Length = 1.2262 miles.
 Start: 15:31 End: 15:52
 Printed - 15:53 Sunday, 23 July 2006

MRC Stoneguard Mono Championship - Class 2000

LAP CHART FOR RACE 13

(contd.)

Lap 11			Lap 12			Lap 13			Lap 14			Lap 15		
No	Behind	Laptime	No	Behind	Laptime	No	Behind	Laptime	No	Behind	Laptime	No	Behind	Laptime
1		48.992	1		48.342	1		49.687	1		48.608	1		48.720
2	0.477	49.029	2	0.338	48.203	2	0.542	49.891	2	0.312	48.378	2	0.563	48.971
11	1.717	49.464	11	1.669	48.294	11	1.132	49.150	11	1.086	48.562	11	0.818	48.452
7	4.541	50.414	7	4.794	48.595	49	1 LAP	55.103	7	4.449	49.274	7	4.750	49.021
15	5.248	50.161	15	5.306	48.400	20	1 LAP	53.297	15	6.076	50.212	15	5.739	48.383
14	1 LAP	55.098	39	11.189	49.847	7	3.783	48.676	20	1 LAP	53.323	20	1 LAP	52.095
39	9.684	49.938	14	1 LAP	53.233	15	4.472	48.853	49	1 LAP	55.285	39	13.179	49.929
22	1 LAP	54.896	22	1 LAP	52.170	39	11.073	49.571	39	11.970	49.505	49	1 LAP	53.394
43	28.160	52.292	25	32.237	50.290	14	1 LAP	53.167	14	1 LAP	53.213	14	1 LAP	53.245
25	30.289	51.273	5	34.314	51.273	22	1 LAP	53.168	22	1 LAP	51.906	22	1 LAP	52.718
5	31.383	51.065	97	37.345	50.452	25	33.882	51.332	25	36.113	50.839	25	38.962	51.569
97	35.235	50.738				5	35.371	50.744	5	37.558	50.795	5	39.687	50.849
49	45.148	52.493				97	38.728	51.070	97	40.319	50.199	97	42.293	50.694
20	47.865	52.038												

Weather : Sunny / Dry

msttimina.com

Page 3 of 5

Brands Hatch
 Circuit Length = 1.2262 miles.
 Start: 15:31 End: 15:52
 Printed - 15:53 Sunday, 23 July 2006

MRC Stoneguard Mono Championship - Class 2000

LAP CHART FOR RACE 13

(contd.)

Lap 16			Lap 17			Lap 18			Lap 19			Lap 20		
No	Behind	Laptime	No	Behind	Laptime	No	Behind	Laptime	No	Behind	Laptime	No	Behind	Laptime
1		48.856	1		48.765	1		48.532	1		48.507	1		48.965
11	1.619	49.657	11	1.276	48.422	11	1.016	48.272	11	0.910	48.401	11	1.135	49.190
2	1.803	50.096	2	2.006	48.968	2	2.078	48.604	2	1.998	48.427	97	1 LAP	51.863
7	4.630	48.736	7	4.419	48.554	7	4.438	48.551	7	4.745	48.814	2	1.825	48.792
15	5.707	48.824	15	5.370	48.428	15	5.594	48.756	15	5.923	48.836	7	5.002	49.222
39	13.800	49.477	39	14.785	49.750	39	15.780	49.527	39	16.926	49.653	15	5.820	48.862
49	1 LAP	52.690	49	1 LAP	52.308	49	1 LAP	52.376	49	1 LAP	52.017	39	17.512	49.551
14	1 LAP	53.600	14	1 LAP	52.964	14	1 LAP	53.049	14	1 LAP	53.297	49	1 LAP	51.761
22	1 LAP	52.154	22	1 LAP	52.049	22	1 LAP	52.624	22	1 LAP	53.432	14	1 LAP	53.542
20	1 LAP	1:14.701P	25	42.914	50.729	25	44.964	50.582	25	47.457	51.000	22	1 LAP	53.182
25	40.950	50.844	5	44.083	50.826	5	46.365	50.814	5	48.755	50.897			
5	42.022	51.191	97	45.528	50.354	97	47.108	50.112						
97	43.939	50.502												

Weather : Sunny / Dry

MRC Stoneguard Mono Championship - Class 2000

LAP CHART FOR RACE 13

(contd.)

Lap 21			Lap 22			Lap 23			Lap 24			Lap 25		
No	Behind	Laptime	No	Behind	Laptime	No	Behind	Laptime	No	Behind	Laptime	No	Behind	Laptime
1		49.606	1		49.763	1		48.872	1		48.716	1		49.131
11	1.356	49.827	11	1.108	49.515	11	0.660	48.424	11	0.493	48.549	11	0.343	48.981
25	1 LAP	52.684	2	1.684	49.524	2	1.251	48.439	2	1.013	48.478	2	0.750	48.868
2	1.923	49.704	22	2 LAPS	55.053	25	1 LAP	51.148	25	1 LAP	50.778	7	8.022	48.993
5	1 LAP	52.682	25	1 LAP	51.414	22	2 LAPS	53.506	7	8.160	49.153	25	1 LAP	51.174
97	1 LAP	51.621	14	2 LAPS	55.958	7	7.723	51.951	15	9.478	49.610	15	9.995	49.648
7	4.259	48.863	5	1 LAP	51.188	14	2 LAPS	53.793	5	1 LAP	51.778	97	1 LAP	50.867
15	5.239	49.025	7	4.644	50.148	15	8.584	52.396	97	1 LAP	51.994	5	1 LAP	52.150
39	17.650	49.744	15	5.060	49.584	5	1 LAP	53.362	22	2 LAPS	54.924	22	2 LAPS	52.573
49	1 LAP	51.814	97	1 LAP	52.304	97	1 LAP	52.034	14	2 LAPS	54.619	14	2 LAPS	53.166
			39	17.643	49.756	39	18.665	49.894	39	19.771	49.822	39	20.279	49.639
			49	1 LAP	52.159	49	1 LAP	52.081	49	1 LAP	51.552	49	1 LAP	51.724

Weather : Sunny / Dry

msttimina.com

Page 5 of 5

Brands Hatch
 Circuit Length = 1.2262 miles.
 Start: 15:31 End: 15:52
 Printed - 15:53 Sunday, 23 July 2006

Porsche Open QUALIFYING FOR RACE 7

POS	NO	CL	DRIVER	NAT	CAR	TIME	LAPS	GAP	MPH
1	50	1	PURDIE/SUMPTER		Porsche 997 GT3 Cup	49.261	30		89.61
2	41	2	ROTTSAERT/GAW		Porsche GT3 Cup	50.092	21	0.831	88.12
3	3	2	Peter MORRIS		Porsche GT3 Cup	50.461	7	1.200	87.48
4	9	1	HARRISON/BUSSELL		Porsche 911 GT3 RS	50.528	21	1.267	87.36
5	16	1	Rupert LEWIN		Porsche 996 GT2-R	50.623	13	1.362	87.20
6	39	1	Jim GEDDIE		Porsche 911 GT3	51.090	14	1.829	86.40
7	97	1	FAIRBAIRN/McLEAN		Porsche GT2 R	51.120	32	1.859	86.35
8	20	2	RUSSELL/LAVENDER		Porsche GT3 Cup	51.703	21	2.442	85.37
9	4	2	Henry FIRMIN		Porsche GT3 Cup	52.269	31	3.008	84.45
10	55	1	Malcolm SPENDLOVE		Porsche GT3 Cup	52.389	28	3.128	84.26
11	33	2	TAYLOR/LEIGHTON		Porsche 996 GT3 Cup	52.590	34	3.329	83.93
12	18	1	Peter CHAMBERS		Porsche GT3 Cup	52.756	15	3.495	83.67
13	37	2	Mark STEPHENSON		Porsche GT3 Cup	53.091	18	3.830	83.14
14	13	2	WHITE/BROWN		Porsche 993 RSR	53.148	5	3.887	83.05
15	49	2	Ben RAPP		Porsche 911 RSR	53.282	21	4.021	82.84
16	81	1	GRIFFITHS/SHEPHERD		Porsche 935	53.431	19	4.170	82.61
17	47	3	Mike JOHNSON		Porsche 911 SC	54.916	22	5.655	80.38
18	56	1	Tommy DREELAN		Porsche 993	55.384	28	6.123	79.70
19	7	3	Mark CHILTON		Porsche 928 GTS	56.212	26	6.951	78.53
20	46	3	HELLIER/ALLAM		Porsche 993	56.541	27	7.280	78.07
21	27	4	Charles WINTERHALDER		Porsche 944	57.960	17	8.699	76.16
22	26	4	Adrian DIXON		Porsche 944	58.462	23	9.201	75.50
23	77	4	Frank CORTES		Porsche 944	58.804	20	9.543	75.06
24	82	4	Tim BEVAN		Porsche 944	59.159	23	9.898	74.61
25	12	3	Gary TOOTELL		Porsche 968	59.645	5	10.384	74.01
26	95	4	Peter GARROD		Porsche 944	59.984	13	10.723	73.59
27	78	4	Andy BROWN		Porsche 944	1:00.283	19	11.022	73.22
28	79	4	ELBROW/ELBROW		Porsche 944	1:01.448	22	12.187	71.83

Car No's 16, 46 & 97 need transponders for the race please.

Weather : Sunny / Dry

These results are provisional until the conclusion of any judicial and technical matters.

Brands Hatch

Circuit Length = 1.2262 miles.

Start: 11:23 End: 12:07

Clerk of Course:	Stewards:	Timekeeper:
------------------	-----------	-------------

Porsche Open LAP ANALYSIS - QUALIFYING RACE 7

3	Peter MORRIS	Porsche GT3 Cup											
1 -	1:12.903	6 -	50.461										
2 -	53.249	7 -	51.108										
3 -	52.014												
4 -	2:31.336												
5 -	51.293												
4	Henry FIRMIN	Porsche GT3 Cup											
1 -	1:53.306	6 -	59.758	11 -	52.534	16 -	52.759	21 -	9:15.626P	26 -	53.070	31 -	52.898
2 -	55.433	7 -	52.469	12 -	52.709	17 -	52.957	22 -	1:04.397	27 -	52.959		
3 -	59.769	8 -	52.923	13 -	1:52.544P	18 -	52.269	23 -	52.899	28 -	54.335		
4 -	55.999	9 -	53.259	14 -	1:12.453	19 -	54.045	24 -	53.475	29 -	58.359		
5 -	1:42.146P	10 -	54.632	15 -	5:20.325	20 -	58.602	25 -	54.016	30 -	56.072		
7	Mark CHILTON	Porsche 928 GTS											
1 -	1:21.004	6 -	57.585	11 -	59.572	16 -	59.547	21 -	56.626	26 -	1:06.560		
2 -	1:02.516	7 -	58.108	12 -	57.445	17 -	9:37.603P	22 -	56.546				
3 -	59.479	8 -	58.859	13 -	X:00.000	18 -	1:13.513	23 -	56.685				
4 -	59.688	9 -	56.944	14 -	58.678	19 -	59.356	24 -	56.212				
5 -	57.678	10 -	57.695	15 -	1:02.862	20 -	57.697	25 -	56.633				
9	HARRISON/BUSSELL	Porsche 911 GT3 RS											
1 -	1:28.367	6 -	53.385	11 -	53.180	16 -	54.225	21 -	1:55.987P				
2 -	58.792	7 -	53.560	12 -	52.736	17 -	5:59.910						
3 -	55.564	8 -	53.736	13 -	53.335	18 -	51.066						
4 -	53.987	9 -	56.270	14 -	53.502	19 -	50.528						
5 -	53.478	10 -	56.470	15 -	53.975	20 -	53.628						
12	Gary TOOTELL	Porsche 968											
1 -	3:43.323												
2 -	1:01.234												
3 -	1:00.980												
4 -	59.645												
5 -	2:41.351P												
13	WHITE/BROWN	Porsche 993 RSR											
1 -	1:05.296												
2 -	54.180												
3 -	53.148												
4 -	56.662												
5 -	58.886												
16	Rupert LEWIN	Porsche 996 GT2-R											
1 -	4:08.171	6 -	51.430	11 -	51.111								
2 -	53.039	7 -	50.759	12 -	50.756								
3 -	53.718	8 -	50.623	13 -	53.612								
4 -	53.673	9 -	X:00.000										
5 -	52.257	10 -	51.368										

Car No's 16, 46 & 97 need transponders for the race please.
Weather : Sunny / Dry

Brands Hatch
Circuit Length = 1.2262 miles.
Start: 11:23 End: 12:07

Porsche Open

LAP ANALYSIS - QUALIFYING RACE 7

(contd.)

18	Peter CHAMBERS	Porsche GT3 Cup											
1 -	1:47.896	6 -	54.575	11 -	53.452								
2 -	55.219	7 -	2:01.359P	12 -	53.365								
3 -	52.756	8 -	1:02.011	13 -	53.736								
4 -	52.827	9 -	53.400	14 -	55.299								
5 -	54.654	10 -	54.629	15 -	54.431								
20	RUSSELL/LAVENDER	Porsche GT3 Cup											
1 -	1:17.050	6 -	1:02.268	11 -	54.269	16 -	52.128	21 -	54.100				
2 -	53.183	7 -	53.435	12 -	52.580	17 -	7:03.725						
3 -	53.869	8 -	54.604	13 -	55.374	18 -	55.161						
4 -	54.290	9 -	51.703	14 -	52.618	19 -	54.334						
5 -	1:32.566P	10 -	52.703	15 -	52.469	20 -	55.322						
26	Adrian DIXON	Porsche 944											
1 -	2:45.250	6 -	1:01.726	11 -	6:09.910	16 -	X:00.000P	21 -	59.491				
2 -	1:05.719	7 -	59.606	12 -	59.884	17 -	1:09.621	22 -	59.848				
3 -	1:02.615	8 -	59.546	13 -	1:00.417	18 -	59.133	23 -	58.948				
4 -	1:01.770	9 -	4:02.723P	14 -	59.814	19 -	58.462						
5 -	1:02.031	10 -	1:09.934	15 -	58.790	20 -	58.567						
27	Charles WINTERHALDER	Porsche 944											
1 -	1:42.757	6 -	59.961	11 -	58.632	16 -	8:45.254						
2 -	1:03.691	7 -	59.654	12 -	58.826	17 -	57.960						
3 -	1:02.922	8 -	58.881	13 -	58.832								
4 -	59.651	9 -	1:00.049	14 -	58.081								
5 -	59.238	10 -	58.388	15 -	59.711								
33	TAYLOR/LEIGHTON	Porsche 996 GT3 Cup											
1 -	1:14.398	6 -	59.693	11 -	52.623	16 -	52.991	21 -	55.691	26 -	54.345	31 -	1:05.934
2 -	54.149	7 -	53.488	12 -	53.117	17 -	52.712	22 -	53.726	27 -	53.226	32 -	56.409
3 -	53.333	8 -	53.864	13 -	52.590	18 -	5:35.702	23 -	53.643	28 -	52.814	33 -	55.235
4 -	53.372	9 -	52.738	14 -	53.331	19 -	55.928	24 -	8:51.183P	29 -	54.383	34 -	54.991
5 -	1:06.126	10 -	53.039	15 -	53.020	20 -	54.580	25 -	1:04.314	30 -	57.591		
37	Mark STEPHENSON	Porsche GT3 Cup											
1 -	1:29.959	6 -	54.397	11 -	55.071	16 -	54.248						
2 -	57.495	7 -	53.817	12 -	54.803	17 -	53.850						
3 -	55.661	8 -	55.959	13 -	54.018	18 -	53.091						
4 -	54.274	9 -	54.326	14 -	X:00.000								
5 -	53.880	10 -	54.737	15 -	55.603								
39	Jim GEDDIE	Porsche 911 GT3											
1 -	1:53.644	6 -	53.302	11 -	51.905								
2 -	59.118	7 -	X:00.000	12 -	9:46.553P								
3 -	58.256	8 -	52.948	13 -	1:03.710								
4 -	54.121	9 -	51.090	14 -	54.692								
5 -	56.171	10 -	53.263										

Car No's 16, 46 & 97 need transponders for the race please.
Weather : Sunny / Dry

Brands Hatch
Circuit Length = 1.2262 miles.
Start: 11:23 End: 12:07

Porsche Open

LAP ANALYSIS - QUALIFYING RACE 7

(contd.)

41	RO TSAERT/GAW		Porsche GT3 Cup								
1 -	1:10.722	6 -	57.006	11 -	55.886	16 -	6:42.125	21 -	51.845		
2 -	57.431	7 -	58.386	12 -	58.488	17 -	52.030				
3 -	55.740	8 -	56.752	13 -	54.993	18 -	52.999				
4 -	58.382	9 -	56.367	14 -	56.717	19 -	50.092				
5 -	56.120	10 -	56.067	15 -	55.072	20 -	54.741				
46	HELLIER/ALLAM		Porsche 993								
1 -	4:32.884	6 -	1:00.218	11 -	6:11.862	16 -	57.271	21 -	56.660	26 -	58.295
2 -	1:03.846	7 -	1:04.035	12 -	58.276	17 -	8:44.819P	22 -	56.809	27 -	56.592
3 -	1:03.821	8 -	2:09.464P	13 -	57.376	18 -	1:02.575	23 -	56.792		
4 -	1:01.072	9 -	1:08.804	14 -	57.707	19 -	57.624	24 -	56.634		
5 -	1:00.476	10 -	1:00.580	15 -	56.541	20 -	56.879	25 -	57.024		
47	Mike JOHNSON		Porsche 911 SC								
1 -	1:33.130	6 -	56.054	11 -	57.338	16 -	1:07.276	21 -	55.412		
2 -	1:00.325	7 -	55.142	12 -	55.144	17 -	59.355	22 -	56.136		
3 -	59.394	8 -	55.225	13 -	56.296	18 -	56.029				
4 -	57.104	9 -	55.800	14 -	55.267	19 -	55.158				
5 -	56.014	10 -	55.421	15 -	X:00.000P	20 -	54.916				
49	Ben RAPP		Porsche 911 RSR								
1 -	1:50.388	6 -	54.314	11 -	54.873	16 -	54.066	21 -	55.921		
2 -	57.396	7 -	53.672	12 -	54.541	17 -	5:41.895				
3 -	59.678	8 -	54.267	13 -	53.824	18 -	54.689				
4 -	56.549	9 -	53.282	14 -	54.704	19 -	54.943				
5 -	55.896	10 -	55.180	15 -	53.564	20 -	55.169				
50	PURDIE/SUMPTER		Porsche 997 GT3 Cup								
1 -	1:46.699	6 -	2:19.592P	11 -	50.831	16 -	51.269	21 -	50.641	26 -	49.619
2 -	53.901	7 -	1:04.593	12 -	49.803	17 -	51.506	22 -	49.971	27 -	49.443
3 -	50.492	8 -	51.730	13 -	50.437	18 -	2:17.256P	23 -	53.632	28 -	51.937
4 -	50.003	9 -	49.276	14 -	49.439	19 -	9:38.664P	24 -	49.261	29 -	55.547
5 -	50.758	10 -	50.199	15 -	6:41.133	20 -	58.369	25 -	49.965	30 -	57.097
55	Malcolm SPENDLOVE		Porsche GT3 Cup								
1 -	1:31.776	6 -	53.396	11 -	53.822	16 -	53.119	21 -	1:05.424	26 -	52.518
2 -	56.301	7 -	53.350	12 -	56.629	17 -	8:40.606P	22 -	52.609	27 -	52.389
3 -	55.300	8 -	56.046	13 -	53.631	18 -	1:07.022	23 -	54.582	28 -	52.762
4 -	55.070	9 -	56.252	14 -	55.558	19 -	55.280	24 -	52.589		
5 -	54.716	10 -	54.039	15 -	53.295	20 -	X:00.000P	25 -	52.856		
56	Tommy DREELAN		Porsche 993								
1 -	1:42.663	6 -	1:58.206P	11 -	56.828	16 -	57.227	21 -	56.850	26 -	55.384
2 -	58.903	7 -	1:01.964	12 -	57.105	17 -	57.744	22 -	56.084	27 -	56.255
3 -	58.400	8 -	57.209	13 -	57.767	18 -	58.717	23 -	56.173	28 -	55.496
4 -	58.312	9 -	56.201	14 -	57.803	19 -	9:41.538P	24 -	56.072		
5 -	57.682	10 -	56.343	15 -	7:19.362	20 -	1:06.634	25 -	55.784		

Car No's 16, 46 & 97 need transponders for the race please.
Weather : Sunny / Dry

Brands Hatch
Circuit Length = 1.2262 miles.
Start: 11:23 End: 12:07

Porsche Open

LAP ANALYSIS - QUALIFYING RACE 7

(contd.)

77	Frank CORTES	Porsche 944											
1 -	1:47.558	6 -	1:01.359	11 -	59.954	16 -	59.604						
2 -	1:00.746	7 -	59.909	12 -	59.490	17 -	59.403						
3 -	1:03.495	8 -	59.343	13 -	1:00.011	18 -	1:00.020						
4 -	1:02.103	9 -	58.831	14 -	X:00.000P	19 -	59.326						
5 -	1:00.786	10 -	58.804	15 -	1:14.518	20 -	58.939						
78	Andy BROWN	Porsche 944											
1 -	1:41.568	6 -	1:03.189	11 -	1:01.973	16 -	1:00.835						
2 -	1:03.997	7 -	1:02.705	12 -	1:01.281	17 -	1:00.283						
3 -	1:05.742	8 -	1:00.641	13 -	1:00.570	18 -	1:02.473						
4 -	1:02.225	9 -	1:00.626	14 -	1:06.216	19 -	1:00.699						
5 -	1:01.063	10 -	1:01.424	15 -	6:26.462								
79	ELBROW/ELBROW	Porsche 944											
1 -	4:39.354	6 -	1:08.185	11 -	1:06.011	16 -	X:00.000P	21 -	1:02.183				
2 -	1:07.042	7 -	1:04.894	12 -	6:42.623	17 -	1:21.441	22 -	1:02.010				
3 -	1:06.397	8 -	1:06.864	13 -	1:03.806	18 -	1:04.087						
4 -	1:08.271	9 -	1:07.383	14 -	1:03.277	19 -	1:01.448						
5 -	1:04.331	10 -	1:06.203	15 -	1:20.152	20 -	1:02.278						
81	GRIFFITHS/SHEPHERD	Porsche 935											
1 -	1:44.391	6 -	58.932	11 -	54.980	16 -	54.685						
2 -	59.247	7 -	58.225	12 -	55.116	17 -	53.650						
3 -	57.707	8 -	58.907	13 -	9:40.082P	18 -	53.431						
4 -	59.362	9 -	X:00.000	14 -	1:08.752	19 -	55.274						
5 -	58.748	10 -	1:08.250	15 -	56.607								
82	Tim BEVAN	Porsche 944											
1 -	1:58.862	6 -	1:00.706	11 -	1:14.961	16 -	1:08.324	21 -	1:01.202				
2 -	1:03.720	7 -	59.898	12 -	59.637	17 -	1:00.547	22 -	1:00.442				
3 -	1:02.291	8 -	59.605	13 -	8:48.034P	18 -	1:01.073	23 -	1:17.803				
4 -	1:00.712	9 -	59.159	14 -	1:11.001	19 -	1:00.176						
5 -	59.618	10 -	3:13.611P	15 -	X:00.000P	20 -	1:01.159						
95	Peter GARROD	Porsche 944											
1 -	3:36.987	6 -	1:01.982	11 -	X:00.000								
2 -	1:04.134	7 -	1:00.428	12 -	1:04.766								
3 -	1:06.049	8 -	1:00.089	13 -	1:52.650P								
4 -	1:01.978	9 -	59.984										
5 -	1:01.059	10 -	1:00.533										
97	FAIRBAIRN/McLEAN	Porsche GT2 R											
1 -	1:30.169	6 -	53.910	11 -	51.713	16 -	51.443	21 -	52.026	26 -	51.359	31 -	51.138
2 -	54.925	7 -	55.485	12 -	51.120	17 -	53.284	22 -	X:00.000P	27 -	52.536	32 -	1:01.746
3 -	52.697	8 -	54.654	13 -	51.343	18 -	7:17.031	23 -	1:02.843	28 -	52.536		
4 -	52.031	9 -	52.650	14 -	51.467	19 -	53.019	24 -	51.269	29 -	52.053		
5 -	52.053	10 -	54.910	15 -	52.250	20 -	52.813	25 -	54.848	30 -	51.788		

Car No's 16, 46 & 97 need transponders for the race please.
Weather : Sunny / Dry

Brands Hatch
Circuit Length = 1.2262 miles.
Start: 11:23 End: 12:07

Porsche Open GRID FOR RACE 7

ROW 14	78	BROWN	79	ELBROW/ELBROW
ROW 13	12	TOOTELL	95	GARROD
ROW 12	77	CORTES	82	BEVAN
ROW 11	27	WINTERHALDER	26	DIXON
ROW 10	7	CHILTON	46	HELLIER/ALLAM
ROW 9	47	JOHNSON	56	DREELAN
ROW 8	49	RAPP	81	GRIFFITHS/SHEPHERD
ROW 7	37	STEPHENSON	13	WHITE/BROWN
ROW 6	33	TAYLOR/LEIGHTON	18	CHAMBERS
ROW 5	4	FIRMIN	55	SPENDLOVE
ROW 4	97	FAIRBAIRN/McLEAN	20	RUSSELL/LAVENDER
ROW 3	16	LEWIN	39	GEDDIE
ROW 2	3	MORRIS	9	HARRISON/BUSSELL
ROW 1	50	PURDIE/SUMPTER	41	RO TSAERT/GAW
		POLE		

Car No's 16, 46 & 97 need transponders for the race please.

Weather : Sunny / Dry

These results are provisional until the conclusion of any judicial and technical matters.

Brands Hatch

Circuit Length = 1.2262 miles.

Start: 11:23 End: 12:07

Clerk of Course:	Stewards:	Timekeeper:
------------------	-----------	-------------

Porsche Open

PROVISIONAL RESULT - RACE 7

POS	NO	CL	DRIVER	NAT	CAR	TIME	LAPS	GAP	MPH	BEST
1	50	1	PURDIE/SUMPTER		Porsche 997 GT3 Cup	56:14.133	64		83.75	49.581
2	18	1	Peter CHAMBERS		Porsche GT3 Cup	56:24.238	63	1 LAP	82.19	50.830
3	3	2	Peter MORRIS		Porsche GT3 Cup	56:27.308	63	1 LAP	82.12	51.086
4	97	1	FAIRBAIRN/McLEAN		Porsche GT2 R	56:34.606	63	1 LAP	81.94	50.215
5	4	1	Henry FIRMIN		Porsche GT3 Cup	56:20.318	61	3 LAPS	79.67	52.211
6	20	2	RUSSELL/LAVENDER		Porsche GT3 Cup	56:22.070	61	3 LAPS	79.63	51.778
7	55	1	Malcolm SPENDLOVE		Porsche GT3 Cup	56:32.060	61	3 LAPS	79.40	52.773
8	33	2	TAYLOR/LEIGHTON		Porsche 996 GT3 Cup	56:32.151	61	3 LAPS	79.40	51.667
9	37	2	Mark STEPHENSON		Porsche GT3 Cup	56:33.221	61	3 LAPS	79.37	52.235
10	13	2	WHITE/BROWN		Porsche 993 RSR	56:22.463	59	5 LAPS	77.01	52.366
11	56	1	Tommy DREELAN		Porsche 993	56:40.239	58	6 LAPS	75.31	53.560
12	46	3	HELLIER/ALLAM		Porsche 993	56:33.677	57	7 LAPS	74.16	55.745
13	47	3	Mike JOHNSON		Porsche 911 SC	56:28.205	56	8 LAPS	72.98	54.724
14	77	4	Frank CORTES		Porsche 944	56:14.189	55	9 LAPS	71.97	58.531
15	26	4	Adrian DIXON		Porsche 944	56:40.153	55	9 LAPS	71.42	58.035
16	78	4	Andy BROWN		Porsche 944	56:39.824	54	10 LAPS	70.13	59.564
17	82	4	Tim BEVAN		Porsche 944	56:38.956	49	15 LAPS	63.65	58.469
NOT CLASSIFIED										
41	2		RO TSAERT/GAW		Porsche GT3 Cup	54:47.357	61	N.C.F.	81.93	50.037
95	4		Peter GARROD		Porsche 944	56:44.446	55	N.C.F.	71.33	58.651
79	4		ELBROW/ELBROW		Porsche 944	49:25.943	42	D.N.F.	62.53	1:00.753
7	3		Mark CHILTON		Porsche 928 GTS	56:41.804	28	N.C.F.	36.35	56.369
81	1		GRIFFITHS/SHEPHERD		Porsche 935	50:23.954	14	D.N.F.	20.45	52.785
9	1		HARRISON/BUSSELL		Porsche 911 GT3 RS	26:44.473	8	D.N.F.	22.05	57.356
FASTEST LAP										
50	1		PURDIE/SUMPTER		Porsche 997 GT3 Cup	49.581	13	89.03mph		143.28kph
41	2		RO TSAERT/GAW		Porsche GT3 Cup	50.037	34	88.22mph		141.97kph
47	3		Mike JOHNSON		Porsche 911 SC	54.724	11	80.66mph		129.81kph
26	4		Adrian DIXON		Porsche 944	58.035	49	76.06mph		122.41kph

Car No's 41 & 95 - Not Classified - Not running at Red Flag
Weather : Cloudy / Dry

Brands Hatch
Circuit Length = 1.2262 miles.
Start: 16:32 End: 17:29

Clerk of Course:	Stewards:	Timekeeper:

Porsche Open LAP CHART FOR RACE 7

Lap 1			Lap 2			Lap 3			Lap 4			Lap 5		
No	Behind	Laptime	No	Behind	Laptime	No	Behind	Laptime	No	Behind	Laptime	No	Behind	Laptime
50		57.032	50		50.169	50		49.917	50		49.706	50		50.219
3	2.302	59.334	97	4.063	51.021	97	4.361	50.215	97	5.143	50.488	82	1 LAP	1:01.100
97	3.211	1:00.243	3	4.267	52.134	3	6.628	52.278	3	8.763	51.841	77	1 LAP	1:00.445
18	4.746	1:01.778	18	7.481	52.904	18	9.463	51.899	18	11.588	51.831	95	1 LAP	1:00.007
41	4.759	1:01.791	41	9.465	54.875	55	13.454	53.585	55	16.912	53.164	26	1 LAP	1:00.294
55	5.647	1:02.679	55	9.786	54.308	20	13.873	53.708	20	16.997	52.830	97	7.426	52.502
4	6.901	1:03.933	20	10.082	53.232	41	14.881	55.333	47	2 LAPS	2:35.757P	78	1 LAP	1:01.282
20	7.019	1:04.051	4	11.141	54.409	4	15.538	54.314	33	19.154	53.050	79	1 LAP	1:02.616
33	7.819	1:04.851	33	11.573	53.923	33	15.810	54.154	4	20.178	54.346	3	10.620	52.076
37	8.916	1:05.948	81	12.475	53.620	81	16.170	53.612	81	20.347	53.883	18	13.130	51.761
81	9.024	1:06.056	37	14.147	55.400	37	18.874	54.644	41	21.161	55.986	20	19.043	52.265
56	11.543	1:08.575	56	17.130	55.756	56	22.703	55.490	37	23.179	54.011	55	20.008	53.315
47	12.167	1:09.199	7	21.098	57.738	7	29.924	58.743	56	28.007	55.010	4	23.606	53.647
7	13.529	1:10.561	13	1 LAP	2:11.578P	13	1 LAP	1:01.159	7	38.604	58.386	81	23.860	53.732
82	16.347	1:13.379	82	27.467	1:01.289	46	39.630	1:01.874	13	1 LAP	53.661	41	25.739	54.797
77	16.490	1:13.522	77	27.523	1:01.202	82	39.869	1:02.319	46	49.012	59.088	37	27.290	54.330
46	18.086	1:15.118	46	27.673	59.756	77	40.781	1:03.175	9	49.644	58.470	47	2 LAPS	1:00.537
95	18.438	1:15.470	26	28.924	1:00.607	9	40.880	1:01.654				56	33.326	55.538
26	18.486	1:15.518	9	29.143	58.726	95	41.527	1:01.331				33	35.253	1:06.318
79	20.427	1:17.459	95	30.113	1:01.844	26	41.714	1:02.707				13	1 LAP	53.108
9	20.586	1:17.618	79	33.705	1:03.447	78	46.412	1:02.473				7	46.724	58.339
78	21.073	1:18.105	78	33.856	1:02.952	79	46.536	1:02.748						

Car No 95 - Not Classified - Not running at Red Flag
Weather : Sunny / Dry

Brands Hatch
Circuit Length = 1.2262 miles.
Start: 16:32 End: 17:32

Porsche Open

LAP CHART FOR RACE 7

(contd.)

Lap 6			Lap 7			Lap 8			Lap 9			Lap 10		
No	Behind	Laptime	No	Behind	Laptime	No	Behind	Laptime	No	Behind	Laptime	No	Behind	Laptime
50		51.165	50		50.091	50		49.829	50		50.377	50		50.530
9	1 LAP	57.356	7	1 LAP	58.248	7	1 LAP	57.135	97	13.471	50.832	78	2 LAPS	1:02.190
46	1 LAP	1:00.300	97	11.681	52.962	97	13.016	51.164	7	1 LAP	57.285	56	1 LAP	55.100
97	8.810	52.549	18	18.137	54.237	18	19.909	51.601	18	21.285	51.753	13	2 LAPS	55.128
82	1 LAP	1:00.669	3	18.473	56.276	3	20.223	51.579	3	21.625	51.779	79	2 LAPS	1:03.160
77	1 LAP	1:00.648	46	1 LAP	1:01.559	20	27.548	54.493	20	31.031	53.860	97	14.023	51.082
26	1 LAP	1:00.406	82	1 LAP	59.859	46	1 LAP	59.032	55	32.857	53.398	18	22.604	51.849
95	1 LAP	1:01.410	77	1 LAP	1:00.980	55	29.836	54.689	46	1 LAP	59.346	3	22.726	51.631
3	12.288	52.833	95	1 LAP	1:00.629	82	1 LAP	59.905	4	39.234	54.901	7	1 LAP	57.756
18	13.991	52.026	26	1 LAP	1:01.276	77	1 LAP	59.314	82	1 LAP	59.520	20	32.732	52.231
78	1 LAP	1:01.281	20	22.884	52.658	26	1 LAP	1:00.429	77	1 LAP	59.136	55	35.387	53.060
20	20.317	52.439	55	24.976	53.451	95	1 LAP	1:01.004	26	1 LAP	58.786	4	42.171	53.467
79	1 LAP	1:03.493	78	1 LAP	1:01.125	4	34.710	54.331	95	1 LAP	59.187	46	1 LAP	59.471
55	21.616	52.773	81	28.945	53.338	41	38.481	55.643	41	42.547	54.443	37	47.607	55.298
81	25.698	53.003	4	30.208	54.368	37	38.796	55.434	37	42.839	54.420	82	1 LAP	59.460
4	25.931	53.490	41	32.667	54.340	78	1 LAP	1:02.630	33	46.505	52.330	77	1 LAP	59.404
41	28.418	53.844	37	33.191	53.569	47	2 LAPS	55.302	47	2 LAPS	55.182	33	49.334	53.359
37	29.713	53.588	79	1 LAP	1:04.528	33	44.552	54.155						
47	2 LAPS	55.255	47	2 LAPS	55.602	56	49.171	56.455						
56	37.495	55.334	33	40.226	52.365	79	1 LAP	1:03.773						
33	37.952	53.864	56	42.545	55.141	13	1 LAP	53.229						
13	1 LAP	52.761	13	1 LAP	52.700									

Car No 95 - Not Classified - Not running at Red Flag
Weather : Sunny / Dry

Brands Hatch
Circuit Length = 1.2262 miles.
Start: 16:32 End: 17:32

Porsche Open

LAP CHART FOR RACE 7

(contd.)

Lap 11			Lap 12			Lap 13			Lap 14			Lap 15		
No	Behind	Laptime	No	Behind	Laptime	No	Behind	Laptime	No	Behind	Laptime	No	Behind	Laptime
50		49.912	50		53.428	50		49.581	50		49.773	50		50.665
26	2 LAPS	59.346	33	1 LAP	54.802	37	1 LAP	53.630	79	3 LAPS	1:03.026	7	2 LAPS	58.320
41	1 LAP	58.404	46	2 LAPS	1:01.516	33	1 LAP	51.838	33	1 LAP	51.800	4	1 LAP	53.183
95	2 LAPS	1:00.729	47	3 LAPS	55.703	41	1 LAP	54.989	37	1 LAP	53.689	33	1 LAP	52.234
47	3 LAPS	54.960	41	1 LAP	58.356	47	3 LAPS	57.070	41	1 LAP	54.166	37	1 LAP	54.304
56	1 LAP	54.399	82	2 LAPS	1:01.020	13	2 LAPS	55.738	47	3 LAPS	54.724	79	3 LAPS	1:02.703
13	2 LAPS	54.143	77	2 LAPS	1:00.868	56	1 LAP	56.720	97	17.677	50.901	97	17.681	50.669
78	2 LAPS	1:02.449	26	2 LAPS	1:00.255	97	16.549	52.288	13	2 LAPS	52.611	41	1 LAP	54.526
97	16.213	52.102	95	2 LAPS	59.235	77	2 LAPS	1:00.101	56	1 LAP	54.590	13	2 LAPS	52.707
18	24.948	52.256	13	2 LAPS	53.845	82	2 LAPS	1:00.522	77	2 LAPS	59.568	47	3 LAPS	55.780
3	25.183	52.369	56	1 LAP	54.803	26	2 LAPS	1:00.276	26	2 LAPS	59.174	56	1 LAP	53.560
79	2 LAPS	1:03.122	97	13.842	51.057	46	2 LAPS	1:03.363	46	2 LAPS	59.026	18	29.923	52.478
7	1 LAP	57.003	78	2 LAPS	1:00.544	95	2 LAPS	1:00.870	82	2 LAPS	1:00.568	3	31.074	53.240
20	35.156	52.336	18	23.448	51.928	18	25.951	52.084	18	28.110	51.932	77	2 LAPS	58.948
55	38.662	53.187	3	23.891	52.136	3	26.134	51.824	3	28.499	52.138	26	2 LAPS	59.255
4	45.492	53.233	20	35.212	53.484	78	2 LAPS	1:00.819	95	2 LAPS	59.065	46	2 LAPS	59.846
37	51.912	54.217	7	1 LAP	57.222	20	38.197	52.566	20	41.527	53.103	82	2 LAPS	59.793
			79	2 LAPS	1:04.367	7	1 LAP	56.847	78	2 LAPS	1:01.243	95	2 LAPS	59.667
			55	39.049	53.815	55	44.168	54.700	55	48.663	54.268	20	42.722	51.860
			4	45.037	52.973	4	48.495	53.039						

Car No 95 - Not Classified - Not running at Red Flag
Weather : Sunny / Dry

Brands Hatch
Circuit Length = 1.2262 miles.
Start: 16:32 End: 17:32

Porsche Open LAP CHART FOR RACE 7

(contd.)

Lap 16			Lap 17			Lap 18			Lap 19			Lap 20		
No	Behind	Laptime	No	Behind	Laptime	No	Behind	Laptime	No	Behind	Laptime	No	Behind	Laptime
50		50.223	50		49.895	50		52.567	50		50.029	50		49.870
55	1 LAP	56.191	4	1 LAP	53.554	77	3 LAPS	1:00.330	20	1 LAP	52.217	20	1 LAP	52.646
4	1 LAP	53.156	55	1 LAP	54.179	46	3 LAPS	1:00.006	79	4 LAPS	1:02.967	79	4 LAPS	1:02.620
78	3 LAPS	1:01.599	33	1 LAP	52.007	26	3 LAPS	1:00.726	46	3 LAPS	57.758	4	1 LAP	53.400
33	1 LAP	52.150	7	2 LAPS	57.717	82	3 LAPS	59.138	77	3 LAPS	59.352	33	1 LAP	54.000
7	2 LAPS	57.913	37	1 LAP	53.911	4	1 LAP	54.125	26	3 LAPS	58.890	9	14 LAPS	11:59.645P
37	1 LAP	53.331	78	3 LAPS	1:02.081	55	1 LAP	54.308	82	3 LAPS	58.870	55	1 LAP	54.104
97	19.106	51.648	97	20.820	51.609	33	1 LAP	52.903	4	1 LAP	52.920	46	3 LAPS	1:00.352
41	1 LAP	54.260	41	1 LAP	53.915	95	3 LAPS	1:16.671	33	1 LAP	51.667	77	3 LAPS	59.833
13	2 LAPS	54.153	13	2 LAPS	53.825	37	1 LAP	56.375	55	1 LAP	53.956	26	3 LAPS	59.784
79	3 LAPS	1:04.310	56	1 LAP	54.748	97	21.553	53.300	97	23.535	52.011	97	25.082	51.417
47	3 LAPS	55.021	47	3 LAPS	55.776	7	2 LAPS	59.769	37	1 LAP	54.519	37	1 LAP	53.101
56	1 LAP	54.603	18	33.731	52.228	78	3 LAPS	1:01.489	95	3 LAPS	58.878	13	2 LAPS	53.288
18	31.398	51.698	3	34.333	52.172	13	2 LAPS	53.957	13	2 LAPS	52.961	18	38.065	52.783
3	32.056	51.205	79	3 LAPS	1:03.756	41	1 LAP	54.972	7	2 LAPS	58.467	3	39.540	52.857
77	2 LAPS	58.887	20	50.474	54.360	18	33.098	51.934	41	1 LAP	55.184	95	3 LAPS	59.893
46	2 LAPS	57.259				3	34.005	52.239	18	35.152	52.083	41	1 LAP	55.912
26	2 LAPS	58.231				56	1 LAP	55.075	3	36.553	52.577	7	2 LAPS	58.871
20	46.009	53.510				47	3 LAPS	55.944	78	3 LAPS	1:01.621	56	1 LAP	54.615
82	2 LAPS	59.492							56	1 LAP	53.849	47	3 LAPS	55.050
95	2 LAPS	58.835							47	3 LAPS	54.847	78	3 LAPS	1:00.261

Car No 95 - Not Classified - Not running at Red Flag
Weather : Sunny / Dry

Brands Hatch
Circuit Length = 1.2262 miles.
Start: 16:32 End: 17:32

Porsche Open

LAP CHART FOR RACE 7

(contd.)

Lap 21			Lap 22			Lap 23			Lap 24			Lap 25		
No	Behind	Laptime	No	Behind	Laptime	No	Behind	Laptime	No	Behind	Laptime	No	Behind	Laptime
50		49.654	50		49.906	50		50.183	50		49.874	50		50.208
20	1 LAP	52.023	7	3 LAPS	58.793	41	2 LAPS	54.781	56	2 LAPS	54.550	13	3 LAPS	53.164
4	1 LAP	52.712	47	4 LAPS	56.188	56	2 LAPS	54.620	79	5 LAPS	1:04.927	77	4 LAPS	58.968
33	1 LAP	51.917	20	1 LAP	52.492	95	4 LAPS	59.444	20	1 LAP	53.218	56	2 LAPS	54.557
55	1 LAP	54.468	78	4 LAPS	1:01.429	47	4 LAPS	56.226	47	4 LAPS	56.920	20	1 LAP	52.073
97	27.714	52.286	33	1 LAP	52.432	7	3 LAPS	59.159	7	3 LAPS	59.738	47	4 LAPS	56.233
46	3 LAPS	57.748	4	1 LAP	53.995	20	1 LAP	52.249	95	4 LAPS	1:01.314	79	5 LAPS	1:03.920
79	4 LAPS	1:05.315	55	1 LAP	53.392	26	4 LAPS	1:28.016P	33	1 LAP	52.303	7	3 LAPS	57.584
77	3 LAPS	59.441	97	30.419	52.611	78	4 LAPS	1:00.304	4	1 LAP	53.059	33	1 LAP	52.880
26	3 LAPS	59.682	46	3 LAPS	59.036	33	1 LAP	51.924	78	4 LAPS	1:00.160	95	4 LAPS	59.996
37	1 LAP	55.187	37	1 LAP	54.047	4	1 LAP	52.524	97	33.388	52.181	4	1 LAP	52.740
9	14 LAPS	1:05.446	77	3 LAPS	58.620	55	1 LAP	53.382	26	4 LAPS	1:05.241	97	35.197	52.017
13	2 LAPS	52.846	18	42.466	52.248	97	31.081	50.845	55	1 LAP	55.153	55	1 LAP	55.454
18	40.124	51.713	13	2 LAPS	53.724	37	1 LAP	53.470	41	2 LAPS	1:31.284P	78	4 LAPS	1:00.384
3	41.012	51.126	3	42.854	51.748	18	44.267	51.984	37	1 LAP	53.906	26	4 LAPS	59.239
41	1 LAP	54.514	79	4 LAPS	1:06.152	46	3 LAPS	58.871	18	45.918	51.525	41	2 LAPS	55.684
56	1 LAP	54.425				13	2 LAPS	55.030	3	49.075	51.428	18	47.735	52.025
95	3 LAPS	59.720				3	47.521	54.850				37	1 LAP	53.306
						77	3 LAPS	59.117						

Car No 95 - Not Classified - Not running at Red Flag
Weather : Sunny / Dry

Brands Hatch
Circuit Length = 1.2262 miles.
Start: 16:32 End: 17:32

Porsche Open LAP CHART FOR RACE 7

(contd.)

Lap 26			Lap 27			Lap 28			Lap 29			Lap 30		
No	Behind	Laptime	No	Behind	Laptime	No	Behind	Laptime	No	Behind	Laptime	No	Behind	Laptime
50		50.037	50		50.403	50		50.390	50		50.451	50		50.639
3	1 LAP	51.935	3	1 LAP	51.609	18	1 LAP	52.155	55	2 LAPS	54.364	55	2 LAPS	53.298
46	5 LAPS	1:48.455P	78	5 LAPS	1:00.943	3	1 LAP	51.274	18	1 LAP	51.732	18	1 LAP	51.548
13	3 LAPS	52.692	26	5 LAPS	59.493	37	2 LAPS	54.410	3	1 LAP	52.820	3	1 LAP	51.291
77	4 LAPS	58.637	37	2 LAPS	54.177	13	3 LAPS	53.150	37	2 LAPS	53.309	37	2 LAPS	53.035
56	2 LAPS	54.977	13	3 LAPS	52.366	26	5 LAPS	59.818	95	5 LAPS	1:00.742	13	3 LAPS	52.971
20	1 LAP	52.852	46	5 LAPS	1:03.736	78	5 LAPS	1:01.284	13	3 LAPS	52.708	95	5 LAPS	59.739
47	4 LAPS	57.863	20	1 LAP	53.027	20	1 LAP	52.527	26	5 LAPS	59.781	26	5 LAPS	59.049
33	1 LAP	52.256	56	2 LAPS	55.889	46	5 LAPS	56.882	78	5 LAPS	1:00.184	78	5 LAPS	1:00.088
4	1 LAP	53.232	77	4 LAPS	58.626	82	11 LAPS	7:43.380P	20	1 LAP	51.778	46	5 LAPS	56.082
7	3 LAPS	58.663	33	1 LAP	52.078	56	2 LAPS	54.338	46	5 LAPS	56.726	56	2 LAPS	55.138
79	5 LAPS	1:02.301	4	1 LAP	52.816	77	4 LAPS	58.669	56	2 LAPS	55.232	33	1 LAP	52.629
97	37.521	52.361	47	4 LAPS	57.607	33	1 LAP	52.326	33	1 LAP	53.676	4	1 LAP	52.387
95	4 LAPS	1:00.485	97	39.548	52.430	4	1 LAP	52.211	77	4 LAPS	58.677	97	42.838	51.231
55	1 LAP	53.615	55	1 LAP	53.621	97	40.989	51.831	4	1 LAP	52.765			
41	2 LAPS	50.969	79	5 LAPS	1:01.901	41	2 LAPS	51.456	47	5 LAPS	1:45.111P			
18	49.644	51.946	41	2 LAPS	51.433				97	42.246	51.708			
			95	4 LAPS	59.106				82	11 LAPS	1:10.682			
									41	2 LAPS	50.784			

Car No 95 - Not Classified - Not running at Red Flag
Weather : Sunny / Dry

Brands Hatch
Circuit Length = 1.2262 miles.
Start: 16:32 End: 17:32

**Porsche Open
LAP CHART FOR RACE 7**

(contd.)

Lap 31			Lap 32			Lap 33			Lap 34			Lap 35		
No	Behind	Laptime	No	Behind	Laptime	No	Behind	Laptime	No	Behind	Laptime	No	Behind	Laptime
50		51.077	50		49.675	50		50.041	50		50.816	50		49.952
41	3 LAPS	51.715	41	3 LAPS	50.252	41	3 LAPS	50.781	56	4 LAPS	1:01.172	41	3 LAPS	50.342
82	12 LAPS	59.913	18	1 LAP	51.756	78	6 LAPS	1:01.796	4	2 LAPS	54.155	56	4 LAPS	55.036
18	1 LAP	51.968	3	1 LAP	51.983	18	1 LAP	51.795	41	3 LAPS	50.467	4	2 LAPS	55.033
55	2 LAPS	53.034	55	2 LAPS	54.580	3	1 LAP	51.362	46	6 LAPS	57.109	79	12 LAPS	6:03.384P
3	1 LAP	51.328	82	12 LAPS	1:01.040	77	6 LAPS	1:03.379	26	6 LAPS	59.307	46	6 LAPS	55.949
47	6 LAPS	1:07.195	47	6 LAPS	58.266	55	2 LAPS	53.585	18	1 LAP	52.048	18	1 LAP	51.692
37	2 LAPS	52.904	37	2 LAPS	52.700	13	3 LAPS	54.312	3	1 LAP	51.344	3	1 LAP	52.349
13	3 LAPS	52.915	13	3 LAPS	52.690	47	6 LAPS	59.383	78	6 LAPS	1:00.375	26	6 LAPS	59.606
95	5 LAPS	59.469	95	5 LAPS	59.038	82	12 LAPS	1:10.109	55	2 LAPS	53.433	55	2 LAPS	53.414
20	2 LAPS	1:46.926P	56	3 LAPS	1:44.682P	20	2 LAPS	54.395	77	6 LAPS	58.531	78	6 LAPS	1:00.415
9	23 LAPS	8:25.558P	20	2 LAPS	1:01.091	33	1 LAP	52.225	13	3 LAPS	52.631	77	6 LAPS	58.921
26	5 LAPS	59.338	33	1 LAP	52.970	97	48.123	51.700	37	3 LAPS	1:51.812P	37	3 LAPS	59.426
46	5 LAPS	55.745	97	46.464	53.415				47	6 LAPS	57.423	47	6 LAPS	56.778
33	1 LAP	53.027	46	5 LAPS	56.082				82	12 LAPS	59.103			
78	5 LAPS	1:01.259	4	1 LAP	53.244				95	6 LAPS	1:50.065P			
97	42.724	50.963	26	5 LAPS	1:00.318				20	2 LAPS	54.232			
4	1 LAP	52.886							33	1 LAP	53.726			
77	5 LAPS	1:48.780P												

Car No 95 - Not Classified - Not running at Red Flag
Weather : Sunny / Dry

Brands Hatch
Circuit Length = 1.2262 miles.
Start: 16:32 End: 17:32
Printed - 17:34 Saturday, 22 July 2006

Porsche Open LAP CHART FOR RACE 7

(contd.)

Lap 36			Lap 37			Lap 38			Lap 39			Lap 40		
No	Behind	Laptime	No	Behind	Laptime	No	Behind	Laptime	No	Behind	Laptime	No	Behind	Laptime
50		50.508	50		1:47.303P	50		57.920	50		51.451	50		51.844
41	3 LAPS	50.440	20	2 LAPS	54.000	4	1 LAP	52.253	77	6 LAPS	1:00.395	13	4 LAPS	54.668
20	3 LAPS	54.317	4	1 LAP	52.890	3	3.598	51.095	4	1 LAP	52.437	20	2 LAPS	53.754
82	13 LAPS	1:00.175	3	10.423	51.888	18	4.019	51.395	3	3.233	51.086	4	1 LAP	52.687
33	2 LAPS	53.394	18	10.544	53.019	56	3 LAPS	54.844	79	12 LAPS	1:02.684	3	3.872	52.483
4	2 LAPS	53.589	82	12 LAPS	1:00.303	97	1 LAP	52.869	97	1 LAP	53.245	47	6 LAPS	59.605
56	4 LAPS	55.434	56	3 LAPS	55.635	82	12 LAPS	1:00.125	56	3 LAPS	55.620	78	7 LAPS	1:57.806P
95	7 LAPS	1:06.046	97	1 LAP	53.055	46	5 LAPS	55.811	46	5 LAPS	55.991	18	1 LAP	1:46.756P
18	1 LAP	51.990	46	5 LAPS	55.882	55	1 LAP	53.742	82	12 LAPS	59.174	77	6 LAPS	59.494
97	2 LAPS	1:56.390P	55	1 LAP	53.434	33	2 LAPS	2:11.763P	95	6 LAPS	59.497	79	12 LAPS	1:01.244
3	1 LAP	51.844	95	6 LAPS	1:00.397	95	6 LAPS	58.699	33	2 LAPS	1:03.190	97	1 LAP	53.189
46	6 LAPS	55.750	26	6 LAPS	1:46.666P	26	6 LAPS	1:04.303	37	2 LAPS	52.851	56	3 LAPS	55.589
55	2 LAPS	54.688	37	2 LAPS	53.199	37	2 LAPS	53.363	41	1 LAP	51.109	55	2 LAPS	1:47.821P
26	6 LAPS	1:00.174	41	1 LAP	51.021	41	1 LAP	50.516	26	6 LAPS	59.699	46	5 LAPS	56.036
79	12 LAPS	1:16.505	78	5 LAPS	1:00.396	47	5 LAPS	55.651				82	12 LAPS	59.356
78	6 LAPS	1:00.361	77	5 LAPS	59.277	13	3 LAPS	54.738				33	2 LAPS	54.688
77	6 LAPS	59.732	47	5 LAPS	57.319	20	1 LAP	53.810				37	2 LAPS	53.069
37	3 LAPS	52.864	79	11 LAPS	1:01.539							41	1 LAP	51.227
13	4 LAPS	1:59.019P	13	3 LAPS	55.087							95	6 LAPS	59.871
47	6 LAPS	55.861	20	1 LAP	53.033							26	6 LAPS	59.345
41	2 LAPS	50.037												
20	2 LAPS	53.435												
33	1 LAP	53.070												
82	12 LAPS	58.708												
4	1 LAP	52.677												
18	1:04.828	52.452												
3	1:05.838	51.821												
56	3 LAPS	55.483												
46	5 LAPS	56.404												
97	1 LAP	57.659												
95	6 LAPS	59.944												
55	1 LAP	53.433												
37	2 LAPS	53.934												
78	5 LAPS	1:00.807												
79	11 LAPS	1:03.086												
77	5 LAPS	1:00.904												
47	5 LAPS	56.010												
41	1 LAP	50.862												
13	3 LAPS	1:02.790												

Car No 95 - Not Classified - Not running at Red Flag
Weather : Sunny / Dry

Brands Hatch
Circuit Length = 1.2262 miles.
Start: 16:32 End: 17:32

Porsche Open

LAP CHART FOR RACE 7

(contd.)

Lap 41			Lap 42			Lap 43			Lap 44			Lap 45		
No	Behind	Laptime	No	Behind	Laptime	No	Behind	Laptime	No	Behind	Laptime	No	Behind	Laptime
50		50.227	50		50.529	50		50.611	50		50.435	50		50.553
13	4 LAPS	53.894	26	7 LAPS	1:00.337	95	7 LAPS	59.029	82	13 LAPS	59.061	56	5 LAPS	2:08.216P
20	2 LAPS	52.906	13	4 LAPS	53.657	4	2 LAPS	1:45.139P	3	12.292	52.116	79	13 LAPS	1:01.188
3	5.064	51.419	3	8.090	53.555	3	10.611	53.132	20	2 LAPS	53.444	13	4 LAPS	53.274
4	1 LAP	52.891	20	2 LAPS	54.487	13	4 LAPS	53.744	13	4 LAPS	54.574	20	2 LAPS	53.760
47	6 LAPS	55.864	18	1 LAP	51.802	20	2 LAPS	53.900	4	2 LAPS	57.026	82	13 LAPS	1:00.606
18	1 LAP	55.982	47	6 LAPS	56.546	18	1 LAP	51.685	18	1 LAP	52.071	18	1 LAP	51.582
97	1 LAP	52.666	97	1 LAP	52.101	26	7 LAPS	59.557	95	7 LAPS	1:00.368	4	2 LAPS	52.715
77	6 LAPS	59.103	77	6 LAPS	58.694	97	1 LAP	52.470	97	1 LAP	52.185	97	1 LAP	52.629
78	7 LAPS	1:04.705	78	7 LAPS	59.634	47	6 LAPS	56.670	26	7 LAPS	59.516	95	7 LAPS	58.921
56	3 LAPS	55.240	56	3 LAPS	54.839	77	6 LAPS	59.047	47	6 LAPS	55.894	47	6 LAPS	55.287
79	12 LAPS	1:02.067	55	2 LAPS	53.727	55	2 LAPS	53.219	55	2 LAPS	53.443	26	7 LAPS	59.040
46	5 LAPS	55.746	79	12 LAPS	1:01.162	78	7 LAPS	1:00.354	41	1 LAP	51.231	41	1 LAP	50.856
55	2 LAPS	58.735	46	5 LAPS	56.448	41	1 LAP	51.926	77	6 LAPS	58.860	55	2 LAPS	53.889
41	1 LAP	51.186	41	1 LAP	50.674	46	5 LAPS	56.047	78	7 LAPS	59.763	37	2 LAPS	53.022
33	2 LAPS	53.769	37	2 LAPS	53.107	37	2 LAPS	53.826	46	5 LAPS	55.864	77	6 LAPS	59.163
82	12 LAPS	59.490	33	2 LAPS	53.797	33	2 LAPS	54.211	37	2 LAPS	52.274			
37	2 LAPS	53.816	82	12 LAPS	59.604	79	12 LAPS	1:02.207	33	2 LAPS	52.432			
95	6 LAPS	59.169												

Car No 95 - Not Classified - Not running at Red Flag
Weather : Sunny / Dry

Brands Hatch
Circuit Length = 1.2262 miles.
Start: 16:32 End: 17:32

Porsche Open LAP CHART FOR RACE 7

(contd.)

Lap 46			Lap 47			Lap 48			Lap 49			Lap 50		
No	Behind	Laptime	No	Behind	Laptime	No	Behind	Laptime	No	Behind	Laptime	No	Behind	Laptime
50		52.224	50		51.092	50		50.238	50		51.158	50		51.318
33	3 LAPS	54.671	37	3 LAPS	52.475	37	3 LAPS	52.235	95	8 LAPS	59.617	47	7 LAPS	58.301
46	6 LAPS	57.689	33	3 LAPS	53.081	33	3 LAPS	52.565	55	3 LAPS	54.347	55	3 LAPS	54.723
78	8 LAPS	1:00.794	77	7 LAPS	58.545	46	6 LAPS	56.016	37	3 LAPS	52.240	37	3 LAPS	52.992
3	1 LAP	1:41.085P	46	6 LAPS	56.109	77	7 LAPS	1:00.638	26	8 LAPS	59.115	33	3 LAPS	53.750
56	5 LAPS	1:00.853	78	8 LAPS	59.822	3	1 LAP	51.618	33	3 LAPS	52.965	95	8 LAPS	1:00.417
79	13 LAPS	1:01.428	3	1 LAP	56.292	18	1 LAP	51.759	3	1 LAP	51.759	82	14 LAPS	1:10.046
18	1 LAP	51.698	18	1 LAP	51.516	78	8 LAPS	1:00.153	46	6 LAPS	56.175	26	8 LAPS	59.057
13	4 LAPS	54.467	56	5 LAPS	56.224	56	5 LAPS	55.584	18	1 LAP	51.427	3	1 LAP	51.450
20	2 LAPS	54.301	13	4 LAPS	53.820	13	4 LAPS	53.514	77	7 LAPS	59.596	18	1 LAP	51.426
4	2 LAPS	53.206	4	2 LAPS	53.590	4	2 LAPS	53.486	13	4 LAPS	53.525	46	6 LAPS	56.213
97	1 LAP	52.497	20	2 LAPS	55.243	20	2 LAPS	53.450	4	2 LAPS	54.031	13	4 LAPS	53.424
82	13 LAPS	1:00.696	97	1 LAP	52.514	97	1 LAP	51.817	97	1 LAP	52.933	4	2 LAPS	52.791
95	7 LAPS	59.342	79	13 LAPS	1:02.598	79	13 LAPS	1:01.258	56	5 LAPS	56.410	97	1 LAP	53.209
47	6 LAPS	55.373	82	13 LAPS	59.377	41	1 LAP	51.316	20	2 LAPS	54.324	20	2 LAPS	53.730
41	1 LAP	51.287	47	6 LAPS	55.558	82	13 LAPS	58.722	78	8 LAPS	1:02.183	77	7 LAPS	1:00.063
26	7 LAPS	59.253	41	1 LAP	51.627	47	6 LAPS	55.942	41	1 LAP	50.863	56	5 LAPS	56.960
55	2 LAPS	53.076	95	7 LAPS	1:00.653				79	13 LAPS	1:01.223	41	1 LAP	51.429
			55	2 LAPS	54.087							78	8 LAPS	1:00.055
			26	7 LAPS	59.065									

Car No 95 - Not Classified - Not running at Red Flag
Weather : Sunny / Dry

Brands Hatch
Circuit Length = 1.2262 miles.
Start: 16:32 End: 17:32

Porsche Open LAP CHART FOR RACE 7

(contd.)

Lap 51			Lap 52			Lap 53			Lap 54			Lap 55		
No	Behind	Laptime	No	Behind	Laptime	No	Behind	Laptime	No	Behind	Laptime	No	Behind	Laptime
50		51.385	50		50.514	50		50.676	50		50.161	50		50.271
47	7 LAPS	56.607	78	9 LAPS	59.876	77	8 LAPS	59.829	81	44 LAPS	53.601	56	6 LAPS	57.415
55	3 LAPS	53.357	55	3 LAPS	53.019	81	44 LAPS	1:02.580	77	8 LAPS	59.856	81	44 LAPS	53.070
37	3 LAPS	53.504	37	3 LAPS	52.734	78	9 LAPS	59.564	55	3 LAPS	53.579	55	3 LAPS	52.986
79	14 LAPS	1:03.199	47	7 LAPS	57.104	55	3 LAPS	53.116	37	3 LAPS	53.487	37	3 LAPS	53.963
33	3 LAPS	52.998	33	3 LAPS	52.867	37	3 LAPS	53.236	78	9 LAPS	1:00.415	77	8 LAPS	59.976
95	8 LAPS	58.651	3	1 LAP	52.318	33	3 LAPS	54.136	3	1 LAP	51.490	3	1 LAP	51.375
82	14 LAPS	58.469	18	1 LAP	52.061	3	1 LAP	51.305	33	3 LAPS	55.261	18	1 LAP	52.333
3	1 LAP	51.586	79	14 LAPS	1:02.230	47	7 LAPS	58.668	18	1 LAP	51.527	33	3 LAPS	54.161
18	1 LAP	51.428	82	14 LAPS	59.545	18	1 LAP	50.830	47	7 LAPS	56.014	78	9 LAPS	1:00.005
26	8 LAPS	59.459	95	8 LAPS	1:00.415	79	14 LAPS	1:00.753	97	1 LAP	51.983	47	7 LAPS	55.986
46	6 LAPS	56.281	26	8 LAPS	58.474	82	14 LAPS	58.760	79	14 LAPS	1:00.872	97	1 LAP	51.741
4	2 LAPS	53.427	46	6 LAPS	55.925	95	8 LAPS	59.522	4	2 LAPS	54.444	4	2 LAPS	52.873
97	1 LAP	52.941	97	1 LAP	53.688	97	1 LAP	52.034	82	14 LAPS	59.501	41	1 LAP	51.290
13	4 LAPS	54.142	13	4 LAPS	53.761	26	8 LAPS	58.608	13	4 LAPS	55.509	13	4 LAPS	53.686
20	2 LAPS	53.587	4	2 LAPS	55.808	46	6 LAPS	56.144	20	2 LAPS	54.753	20	2 LAPS	53.976
56	5 LAPS	56.408	20	2 LAPS	53.401	13	4 LAPS	53.843	41	1 LAP	52.248			
41	1 LAP	51.308	41	1 LAP	52.085	4	2 LAPS	52.705	95	8 LAPS	1:00.082			
77	7 LAPS	1:00.134	56	5 LAPS	55.243	20	2 LAPS	52.914	46	6 LAPS	57.699			
81	43 LAPS	38:24.327P				41	1 LAP	50.840	26	8 LAPS	59.032			
						56	5 LAPS	55.279						

Car No 95 - Not Classified - Not running at Red Flag
Weather : Sunny / Dry

Brands Hatch
Circuit Length = 1.2262 miles.
Start: 16:32 End: 17:32

**Porsche Open
LAP CHART FOR RACE 7**

(contd.)

Lap 56			Lap 57			Lap 58			Lap 59			Lap 60		
No	Behind	Laptime	No	Behind	Laptime	No	Behind	Laptime	No	Behind	Laptime	No	Behind	Laptime
50		53.271	50		50.690	50		50.579	50		51.771	50		1:07.260
46	7 LAPS	56.796	46	7 LAPS	56.290	13	5 LAPS	53.715	20	3 LAPS	54.222	4	3 LAPS	1:09.258
82	15 LAPS	1:00.213	82	15 LAPS	58.519	46	7 LAPS	56.084	13	5 LAPS	53.627	20	3 LAPS	1:06.454
79	15 LAPS	1:03.622	26	9 LAPS	59.713	82	15 LAPS	1:00.096	78	10 LAPS	1:01.245	13	5 LAPS	1:06.447
95	9 LAPS	1:00.460	95	9 LAPS	1:00.194	26	9 LAPS	58.035	46	7 LAPS	56.744	47	8 LAPS	1:12.155
26	9 LAPS	59.666	79	15 LAPS	1:01.083	81	44 LAPS	55.339	82	15 LAPS	58.638	78	10 LAPS	1:04.976
56	6 LAPS	55.837	56	6 LAPS	56.951	95	9 LAPS	59.271	3	1 LAP	53.542	46	7 LAPS	1:02.520
81	44 LAPS	55.008	81	44 LAPS	52.785	56	6 LAPS	58.133	18	1 LAP	54.358	82	15 LAPS	59.432
55	3 LAPS	53.421	55	3 LAPS	53.659	55	3 LAPS	53.770	26	9 LAPS	59.373	3	1 LAP	59.135
3	1 LAP	51.936	3	1 LAP	51.604	3	1 LAP	52.327	55	3 LAPS	56.604	18	1 LAP	58.588
18	1 LAP	51.605	18	1 LAP	51.165	18	1 LAP	51.189	95	9 LAPS	1:00.189	26	9 LAPS	59.989
33	3 LAPS	53.707	33	3 LAPS	53.598	33	3 LAPS	53.433	56	6 LAPS	59.156	55	3 LAPS	59.886
77	8 LAPS	59.713	37	3 LAPS	54.445	37	3 LAPS	53.680	33	3 LAPS	53.291	95	9 LAPS	1:00.012
37	3 LAPS	1:05.480	77	8 LAPS	59.934	97	1 LAP	54.137	37	3 LAPS	53.485	56	6 LAPS	1:00.603
47	7 LAPS	55.977	47	7 LAPS	55.418	41	1 LAP	51.207	97	1 LAP	51.597	33	3 LAPS	57.406
78	9 LAPS	59.970	97	1 LAP	51.995	77	8 LAPS	1:00.257	41	1 LAP	51.379	37	3 LAPS	54.157
97	1 LAP	51.795	41	1 LAP	50.758	47	7 LAPS	59.594	77	8 LAPS	1:12.419	97	1 LAP	58.674
41	1 LAP	50.496	78	9 LAPS	59.610	4	2 LAPS	53.269				41	1 LAP	58.461
4	2 LAPS	52.644	4	2 LAPS	52.344							7	36 LAPS	30:09.276P
13	4 LAPS	53.200	20	2 LAPS	52.504							77	8 LAPS	1:12.504
20	2 LAPS	52.890												

Car No 95 - Not Classified - Not running at Red Flag
Weather : Sunny / Dry

Brands Hatch
Circuit Length = 1.2262 miles.
Start: 16:32 End: 17:32
Printed - 17:34 Saturday, 22 July 2006

**Porsche Open
LAP CHART FOR RACE 7**

(contd.)

Lap 61			Lap 62			Lap 63			Lap 64			Lap 65		
No	Behind	Laptime	No	Behind	Laptime	No	Behind	Laptime	No	Behind	Laptime	No	Behind	Laptime
50		1:20.850	50		1:10.954	50		50.003	50		50.053			
4	3 LAPS	1:21.184	4	3 LAPS	1:11.101	4	3 LAPS	52.622	77	9 LAPS	1:00.206			
20	3 LAPS	1:21.430	20	3 LAPS	1:11.047	20	3 LAPS	53.316	4	3 LAPS	52.683			
13	5 LAPS	1:21.416	13	5 LAPS	1:11.130	13	5 LAPS	53.410	20	3 LAPS	52.950			
47	8 LAPS	1:21.743	47	8 LAPS	1:10.727	47	8 LAPS	55.987	13	5 LAPS	52.631			
78	10 LAPS	1:21.349	78	10 LAPS	1:12.295	18	1 LAP	52.738	18	1 LAP	51.154			
46	7 LAPS	1:13.655	46	7 LAPS	1:11.706	3	1 LAP	54.573	3	1 LAP	52.589			
82	15 LAPS	1:08.141	82	15 LAPS	1:12.117	46	7 LAPS	56.998	47	8 LAPS	55.442			
3	1 LAP	1:08.276	3	1 LAP	1:11.644	55	3 LAPS	54.906	55	3 LAPS	54.827			
18	1 LAP	1:08.246	18	1 LAP	1:11.278	33	3 LAPS	54.742	33	3 LAPS	53.495			
26	9 LAPS	1:07.310	26	9 LAPS	1:12.079	78	10 LAPS	1:00.064	37	3 LAPS	53.455			
55	3 LAPS	1:07.032	55	3 LAPS	1:11.611	82	15 LAPS	59.629	46	7 LAPS	57.563			
95	9 LAPS	1:06.621	56	6 LAPS	1:10.506	37	3 LAPS	54.576	97	1 LAP	53.637			
56	6 LAPS	1:06.526	95	9 LAPS	1:12.598	97	1 LAP	53.990	82	15 LAPS	59.323			
33	3 LAPS	1:06.749	33	3 LAPS	1:10.822	26	9 LAPS	59.262	78	10 LAPS	1:00.857			
37	3 LAPS	1:05.395	37	3 LAPS	1:10.949	56	6 LAPS	58.733	26	9 LAPS	59.178			
97	1 LAP	57.776	97	1 LAP	1:11.551	95	9 LAPS	1:00.447	56	6 LAPS	58.541			
41	1 LAP	57.970	41	1 LAP	1:11.510	7	36 LAPS	57.020	7	36 LAPS	56.369			
7	36 LAPS	1:06.776	7	36 LAPS	1:02.106				95	9 LAPS	1:00.171			
77	8 LAPS	1:00.297	77	8 LAPS	59.474									

Car No 95 - Not Classified - Not running at Red Flag
Weather : Sunny / Dry

Brands Hatch
Circuit Length = 1.2262 miles.
Start: 16:32 End: 17:32

BRSCC Club Formula Ford (MS) Championship QUALIFYING FOR RACE 10

POS	NO	CL	DRIVER	NAT	CAR	TIME	LAPS	GAP	MPH
1	35	B	Kris LOANE		Van Diemen RF92	51.748	16		85.30
2	8	B	Lee MUMFORD		Reynard FF92	51.837	16	0.089	85.15
3	1	A	Ed MOORE		Van Diemen RF99-01	51.949	7	0.201	84.97
4	84	A	Jamie STANLEY		Van Diemen RF00	52.012	17	0.264	84.87
5	15	A	John FERGUSON		Ray GR06	52.105	14	0.357	84.72
6	58	A	Dave CONNOR		Van Diemen RF01	52.152	17	0.404	84.64
7	61	C	Declan QUIGLEY		Reynard FF89	52.462	17	0.714	84.14
8	81	A	Mark DAVIES		Jamun M96	52.504	17	0.756	84.07
9	40	B	Paul MASON		Swift SC94	52.508	17	0.760	84.06
10	69	C	Stuart KESTENBAUM		Reynard 89FF	52.613	17	0.865	83.90
11	21	B	Peter BARRABLE		Swift SC92	52.743	15	0.995	83.69
12	82	A	John WHITBOURN		Ray GR05	52.760	17	1.012	83.66
13	5	B	Adrian CAMPFIELD		Swift SC93	52.811	17	1.063	83.58
14	74	C	Matthew DEAN		Reynard RF88	53.403	16	1.655	82.66
15	73	A	Carl HEMMING		Jamun T25	54.094	13	2.346	81.60
16	43	C	Adam QUARTERMAINE		Van Diemen RF88	54.465	10	2.717	81.04
17	18	B	Michael BRADLEY		Van Diemen RF90	54.621	16	2.873	80.81
18	16	B	Matt TAYLERSON		Van Diemen RF92	54.997	16	3.249	80.26
19	11	C	Ronan QUIGLEY		Mondial M895	55.082	7	3.334	80.14
20	12	D	James GOWENS		Crossle 62F	55.343	13	3.595	79.76

Car No 18 needs a working transponder please. Car No 35 intermittent - please check.
 Weather : Sunny / Dry
 These results are provisional until the conclusion of any judicial and technical matters.

Brands Hatch
 Circuit Length = 1.2262 miles.
 Start: 10:17 End: 10:32

Clerk of Course:	Stewards:	Timekeeper:
------------------	-----------	-------------

BRSCC Club Formula Ford (MS) Championship LAP ANALYSIS - QUALIFYING RACE 10

1	Ed MOORE	Van Diemen RF99-01			
1 -	1:08.054	6 -	1:06.312		
2 -	52.109	7 -	1:00.737		
3 -	51.957				
4 -	51.949				
5 -	3:32.148P				
5	Adrian CAMPFIELD	Swift SC93			
1 -	1:14.364	6 -	53.086	11 -	53.244
2 -	55.707	7 -	53.189	12 -	53.484
3 -	54.241	8 -	53.350	13 -	54.012
4 -	55.281	9 -	52.935	14 -	53.632
5 -	53.964	10 -	53.406	15 -	54.151
8	Lee MUMFORD	Reynard FF92			
1 -	1:26.948	6 -	52.600	11 -	52.809
2 -	57.978	7 -	1:30.056	12 -	52.667
3 -	52.638	8 -	1:10.265	13 -	52.085
4 -	52.101	9 -	52.270	14 -	52.036
5 -	53.101	10 -	51.837	15 -	52.334
11	Ronan QUIGLEY	Mondial M895			
1 -	1:09.152	6 -	55.082		
2 -	56.550	7 -	1:34.539P		
3 -	55.193				
4 -	57.347				
5 -	56.407				
12	James GOWENS	Crossle 62F			
1 -	1:32.543	6 -	56.947	11 -	56.144
2 -	57.653	7 -	56.760	12 -	55.343
3 -	56.637	8 -	56.666	13 -	55.816
4 -	2:52.606P	9 -	56.256		
5 -	1:03.798	10 -	56.763		
15	John FERGUSON	Ray GR06			
1 -	1:17.592	6 -	52.190	11 -	1:10.360
2 -	52.735	7 -	52.437	12 -	55.220
3 -	52.105	8 -	52.252	13 -	58.254
4 -	55.160	9 -	55.094	14 -	52.350
5 -	52.275	10 -	2:49.613P		
16	Matt TAYLERSON	Van Diemen RF92			
1 -	1:20.171	6 -	55.299	11 -	56.077
2 -	56.425	7 -	56.270	12 -	56.294
3 -	54.997	8 -	55.693	13 -	56.235
4 -	56.383	9 -	55.965	14 -	56.769
5 -	56.145	10 -	55.913	15 -	55.510

Car No 18 needs a working transponder please. Car No 35 intermittent - please check.
Weather : Sunny / Dry

Brands Hatch
Circuit Length = 1.2262 miles.
Start: 10:17 End: 10:32

BRSCC Club Formula Ford (MS) Championship LAP ANALYSIS - QUALIFYING RACE 10

(contd.)

18	Michael BRADLEY	Van Diemen RF90					
1 -	1:13.691	6 -	54.903	11 -	54.897	16 -	54.753
2 -	57.416	7 -	55.906	12 -	54.621		
3 -	56.015	8 -	55.276	13 -	55.184		
4 -	55.063	9 -	55.047	14 -	55.691		
5 -	54.965	10 -	55.370	15 -	55.086		
21	Peter BARRABLE	Swift SC92					
1 -	1:26.857	6 -	58.784	11 -	53.397		
2 -	52.743	7 -	1:13.358	12 -	52.770		
3 -	52.941	8 -	2:04.094P	13 -	52.978		
4 -	53.123	9 -	1:02.113	14 -	53.379		
5 -	52.927	10 -	53.314	15 -	52.752		
35	Kris LOANE	Van Diemen RF92					
1 -	1:02.312	6 -	51.979	11 -	1:17.724	16 -	54.885
2 -	53.827	7 -	52.152	12 -	52.716		
3 -	52.322	8 -	52.077	13 -	51.916		
4 -	52.030	9 -	51.894	14 -	51.927		
5 -	52.178	10 -	1:58.870P	15 -	51.748		
40	Paul MASON	Swift SC94					
1 -	1:18.395	6 -	52.924	11 -	53.195	16 -	52.508
2 -	54.063	7 -	52.608	12 -	53.077	17 -	52.934
3 -	52.977	8 -	52.817	13 -	52.861		
4 -	53.770	9 -	52.906	14 -	52.969		
5 -	53.223	10 -	52.928	15 -	52.942		
43	Adam QUARTERMAINE	Van Diemen RF88					
1 -	1:18.494	6 -	1:07.473				
2 -	57.431	7 -	54.693				
3 -	56.462	8 -	54.760				
4 -	55.478	9 -	54.465				
5 -	2:04.176P	10 -	54.569				
58	Dave CONNOR	Van Diemen RF01					
1 -	59.857	6 -	52.663	11 -	52.842	16 -	52.394
2 -	53.376	7 -	54.377	12 -	52.258	17 -	52.616
3 -	52.797	8 -	52.152	13 -	52.184		
4 -	52.544	9 -	53.067	14 -	52.642		
5 -	52.418	10 -	53.464	15 -	52.253		
61	Declan QUIGLEY	Reynard FF89					
1 -	59.577	6 -	52.804	11 -	52.883	16 -	52.797
2 -	54.180	7 -	52.864	12 -	52.754	17 -	57.101
3 -	53.489	8 -	53.111	13 -	52.648		
4 -	53.195	9 -	54.383	14 -	53.537		
5 -	53.122	10 -	52.806	15 -	52.462		

Car No 18 needs a working transponder please. Car No 35 intermittent - please check.
Weather : Sunny / Dry

Brands Hatch
Circuit Length = 1.2262 miles.
Start: 10:17 End: 10:32
Printed - 10:35 Sunday, 23 July 2006

BRSCC Club Formula Ford (MS) Championship LAP ANALYSIS - QUALIFYING RACE 10


(contd.)

69	Stuart KESTENBAUM				Reynard 89FF
1 -	1:17.319	6 -	52.733	11 -	52.955
2 -	53.881	7 -	54.919	12 -	52.613
3 -	53.503	8 -	1:00.812	13 -	1:02.255
4 -	53.808	9 -	53.786	14 -	52.851
5 -	53.548	10 -	54.595	15 -	52.916
73	Carl HEMMING				Jamun T25
1 -	1:09.494	6 -	54.430	11 -	56.223
2 -	55.100	7 -	54.526	12 -	55.881
3 -	54.530	8 -	55.047	13 -	59.965
4 -	54.882	9 -	54.692		
5 -	54.631	10 -	54.094		
74	Matthew DEAN				Reynard RF88
1 -	1:30.321	6 -	54.767	11 -	54.158
2 -	56.102	7 -	56.068	12 -	54.138
3 -	55.161	8 -	54.274	13 -	54.313
4 -	54.796	9 -	54.198	14 -	54.080
5 -	55.021	10 -	54.536	15 -	53.942
81	Mark DAVIES				Jamun M96
1 -	1:07.887	6 -	53.213	11 -	52.888
2 -	53.500	7 -	52.787	12 -	54.021
3 -	53.050	8 -	52.699	13 -	53.241
4 -	52.906	9 -	52.987	14 -	53.469
5 -	53.475	10 -	52.808	15 -	52.504
82	John WHITBOURN				Ray GR05
1 -	1:25.379	6 -	57.349	11 -	53.145
2 -	52.948	7 -	56.497	12 -	53.342
3 -	53.970	8 -	53.130	13 -	53.511
4 -	52.760	9 -	53.369	14 -	53.134
5 -	53.093	10 -	53.473	15 -	53.132
84	Jamie STANLEY				Van Diemen RF00
1 -	1:03.645	6 -	56.204	11 -	52.086
2 -	52.802	7 -	52.357	12 -	52.216
3 -	52.712	8 -	52.542	13 -	52.286
4 -	52.012	9 -	55.622	14 -	56.590
5 -	52.740	10 -	52.448	15 -	52.492

Car No 18 needs a working transponder please. Car No 35 intermittent - please check.
Weather : Sunny / Dry

BRSCC Club Formula Ford (MS) Championship

GRID FOR RACE 10

ROW 10	11	QUIGLEY	12	GOWENS
ROW 9	18	BRADLEY	16	TAYLERSON
ROW 8	73	HEMMING	43	QUARTERMAINE
ROW 7	5	CAMPFIELD	74	DEAN
ROW 6	21	BARRABLE	82	WHITBOURN
ROW 5	40	MASON	69	KESTENBAUM
ROW 4	61	QUIGLEY	81	DAVIES
ROW 3	15	FERGUSON	58	CONNOR
ROW 2	1	MOORE	84	STANLEY
ROW 1	35	LOANE	8	MUMFORD
POLE				
				

Car No 18 needs a working transponder please. Car No 35 intermittent - please check.
Weather : Sunny / Dry
These results are provisional until the conclusion of any judicial and technical matters.

Brands Hatch
 Circuit Length = 1.2262 miles.
 Start: 10:17 End: 10:32

Clerk of Course:	Stewards:	Timekeeper:
------------------	-----------	-------------

BRSCC Club Formula Ford (MS) Championship

PROVISIONAL RESULT - RACE 10

POS	NO	CL	DRIVER	NAT	CAR	TIME	LAPS	GAP	MPH	BEST
1	1	A	Ed MOORE		Van Diemen RF99-01	20:06.979	23		84.17	51.807
2	8	B	Lee MUMFORD		Reynard FF92	20:09.190	23	2.211	84.02	51.940
3	35	B	Kris LOANE		Van Diemen RF92	20:09.632	23	2.653	83.99	51.851
4	58	A	Dave CONNOR		Van Diemen RF01	20:21.004	23	14.025	83.20	52.104
5	84	A	Jamie STANLEY		Van Diemen RF00	20:21.610	23	14.631	83.16	52.044
6	40	B	Paul MASON		Swift SC94	20:22.068	23	15.089	83.13	52.172
7	61	C	Declan QUIGLEY		Reynard FF89	20:24.886	23	17.907	82.94	52.543
8	81	A	Mark DAVIES		Jamun M96	20:29.612	23	22.633	82.62	52.269
9	21	B	Peter BARRABLE		Swift SC92	20:30.702	23	23.723	82.55	52.639
10	69	C	Stuart KESTENBAUM		Reynard 89FF	20:34.136	23	27.157	82.32	52.556
11	82	A	John WHITBOURN		Ray GR05	20:34.492	23	27.513	82.29	52.695
12	15	A	John FERGUSON		Ray GR06	20:36.079	23	29.100	82.19	52.408
13	5	B	Adrian CAMPFIELD		Swift SC93	20:42.971	23	35.992	81.73	52.617
14	74	C	Matthew DEAN		Reynard RF88	20:58.755	23	51.776	80.71	53.322
15	43	C	Adam QUARTERMAINE		Van Diemen RF88	20:16.336	22	1 LAP	79.89	53.799
16	16	B	Matt TAYLERSON		Van Diemen RF92	20:23.610	22	1 LAP	79.42	54.391
17	18	B	Michael BRADLEY		Van Diemen RF90	20:23.630	22	1 LAP	79.42	54.460

NOT CLASSIFIED

12	D	James GOWENS		Crossle 62F	16:59.638	18	D.N.F.	77.99	54.886
----	---	--------------	--	-------------	-----------	----	--------	-------	--------

FASTEST LAP

1	A	Ed MOORE		Van Diemen RF99-01	51.807	12	85.20mph	137.12kph
35	B	Kris LOANE		Van Diemen RF92	51.851	17	85.13mph	137.01kph
61	C	Declan QUIGLEY		Reynard FF89	52.543	6	84.01mph	135.20kph
12	D	James GOWENS		Crossle 62F	54.886	11	80.42mph	129.43kph

Weather : Sunny / Dry

These results are provisional until the conclusion of any judicial and technical matters.

Brands Hatch

Circuit Length = 1.2262 miles.

Start: 14:05 End: 14:25

Clerk of Course:	Stewards:	Timekeeper:
------------------	-----------	-------------

BRSCC Club Formula Ford (MS) Championship LAP CHART FOR RACE 10

Lap 1			Lap 2			Lap 3			Lap 4			Lap 5		
No	Behind	Laptime	No	Behind	Laptime	No	Behind	Laptime	No	Behind	Laptime	No	Behind	Laptime
35		59.508	35		53.423	1		52.273	1		51.989	1		51.848
1	0.180	59.688	1	0.002	53.245	35	0.575	52.850	35	1.198	52.612	8	1.581	52.204
8	0.618	1:00.126	8	0.373	53.178	8	0.659	52.561	8	1.225	52.555	35	2.076	52.726
58	1.275	1:00.783	58	0.524	52.672	58	1.444	53.195	58	1.682	52.227	58	2.239	52.405
84	1.412	1:00.920	84	0.709	52.720	84	1.802	53.368	84	2.146	52.333	84	3.086	52.788
61	1.894	1:01.402	40	1.522	52.962	40	2.378	53.131	40	2.886	52.497	40	3.380	52.342
40	1.983	1:01.491	61	2.000	53.529	61	2.892	53.167	61	3.583	52.680	61	4.375	52.640
81	2.418	1:01.926	81	2.189	53.194	81	3.045	53.131	21	4.338	52.889	21	5.341	52.851
69	2.734	1:02.242	69	2.888	53.577	21	3.438	52.639	81	4.398	53.342	69	6.969	54.039
21	3.090	1:02.598	21	3.074	53.407	69	4.116	53.503	69	4.778	52.651	81	7.361	54.811
82	3.333	1:02.841	82	3.072	53.162	82	4.677	53.880	82	5.609	52.921	15	7.553	53.515
5	4.129	1:03.637	5	4.315	53.609	15	5.467	52.568	15	5.886	52.408	82	7.784	54.023
43	4.880	1:04.388	15	5.174	52.838	5	5.785	53.745	5	6.992	53.196	5	8.150	53.006
16	5.633	1:05.141	43	5.256	53.799	43	7.156	54.175	43	9.119	53.952	43	11.127	53.856
15	5.759	1:05.267	16	6.868	54.658	16	9.996	55.403	74	12.543	54.169	74	15.054	54.359
74	6.488	1:05.996	74	6.982	53.917	74	10.363	55.656	16	12.965	54.958	16	16.454	55.337
18	7.225	1:06.733	18	8.697	54.895	18	11.738	55.316	18	14.533	54.784	18	17.502	54.817
12	8.252	1:07.760	12	10.540	55.711	12	13.833	55.568	12	17.369	55.525	12	20.928	55.407

BRSCC Club Formula Ford (MS) Championship

LAP CHART FOR RACE 10

(contd.)

Lap 6			Lap 7			Lap 8			Lap 9			Lap 10		
No	Behind	Laptime	No	Behind	Laptime	No	Behind	Laptime	No	Behind	Laptime	No	Behind	Laptime
1		51.941	1		51.916	1		52.030	1		51.904	1		51.977
8	1.580	51.940	8	1.807	52.143	8	1.728	51.951	8	2.075	52.251	8	2.259	52.161
35	2.384	52.249	35	2.538	52.070	35	2.389	51.881	35	2.482	51.997	35	2.523	52.018
58	2.797	52.499	58	3.208	52.327	58	3.282	52.104	58	4.176	52.798	58	4.988	52.789
84	3.189	52.044	84	3.700	52.427	84	3.909	52.239	84	4.320	52.315	84	5.108	52.765
40	3.850	52.411	40	4.178	52.244	40	4.459	52.311	40	4.727	52.172	40	5.492	52.742
61	4.977	52.543	61	5.630	52.569	61	6.407	52.807	61	7.571	53.068	61	8.562	52.968
21	6.356	52.956	21	7.493	53.053	21	8.514	53.051	21	9.441	52.831	21	10.367	52.903
69	8.268	53.240	81	8.828	52.460	81	9.774	52.976	15	11.453	53.135	15	12.186	52.710
81	8.284	52.864	69	9.407	53.055	69	10.101	52.724	69	12.344	54.147	81	12.922	52.498
15	9.036	53.424	15	9.658	52.538	15	10.222	52.594	81	12.401	54.531	5	13.562	52.888
5	9.210	53.001	5	10.493	53.199	5	11.522	53.059	5	12.651	53.033	82	14.546	53.564
82	9.758	53.915	82	10.537	52.695	82	11.975	53.468	82	12.959	52.888	69	15.047	54.680
43	13.146	53.960	43	15.582	54.352	43	18.040	54.488	43	20.457	54.321	43	22.967	54.487
74	17.068	53.955	74	19.656	54.504	74	21.564	53.938	74	23.514	53.854	74	25.321	53.784
16	19.498	54.985	16	22.605	55.023	16	25.935	55.360	16	28.959	54.928	16	32.023	55.041
18	20.514	54.953	18	23.532	54.934	18	26.689	55.187	18	29.754	54.969	18	32.577	54.800
12	24.722	55.735	12	28.168	55.362	12	31.577	55.439	12	34.897	55.224	12	38.103	55.183

Weather : Sunny / Dry

BRSCC Club Formula Ford (MS) Championship

LAP CHART FOR RACE 10

(contd.)

Lap 11			Lap 12			Lap 13			Lap 14			Lap 15		
No	Behind	Laptime	No	Behind	Laptime	No	Behind	Laptime	No	Behind	Laptime	No	Behind	Laptime
1		52.128	1		51.807	1		51.933	1		52.038	1		52.085
8	2.158	52.027	8	2.327	51.976	8	2.378	51.984	8	2.321	51.981	8	2.416	52.180
35	2.665	52.270	35	3.125	52.267	35	3.135	51.943	35	3.071	51.974	35	2.989	52.003
58	5.839	52.979	58	6.566	52.534	58	7.832	53.199	58	9.013	53.219	58	9.692	52.764
84	6.083	53.103	84	6.879	52.603	84	7.943	52.997	84	9.348	53.443	84	9.838	52.575
40	6.435	53.071	40	7.320	52.692	40	8.022	52.635	40	9.643	53.659	40	10.249	52.691
61	9.304	52.870	61	10.442	52.945	61	11.497	52.988	61	12.226	52.767	61	13.000	52.859
21	11.198	52.959	21	12.360	52.969	21	13.513	53.086	21	14.283	52.808	15	15.188	52.855
15	12.593	52.535	15	13.364	52.578	15	13.994	52.563	15	14.418	52.462	21	15.870	53.672
81	13.163	52.369	81	13.625	52.269	81	14.297	52.605	81	14.834	52.575	81	15.995	53.246
5	14.211	52.777	5	15.232	52.828	5	16.016	52.717	5	16.837	52.859	5	17.369	52.617
82	15.171	52.753	82	16.403	53.039	69	17.783	52.910	69	18.462	52.717	69	19.447	53.070
69	15.475	52.556	69	16.806	53.138	82	17.854	53.384	82	19.254	53.438	82	20.213	53.044
43	24.895	54.056	43	27.185	54.097	43	29.093	53.841	43	31.488	54.433	43	33.636	54.233
74	27.210	54.017	74	29.177	53.774	74	30.951	53.707	74	32.559	53.646	74	33.796	53.322
16	35.346	55.451	18	38.823	55.113	18	42.411	55.521	18	44.911	54.538	18	47.557	54.731
18	35.517	55.068	16	38.833	55.294	16	42.786	55.886	16	45.765	55.017	16	48.811	55.131
12	40.861	54.886	12	44.974	55.920	12	48.344	55.303	12	51.406	55.100			

Weather : Sunny / Dry

BRSCC Club Formula Ford (MS) Championship

LAP CHART FOR RACE 10

(contd.)

Lap 16			Lap 17			Lap 18			Lap 19			Lap 20		
No	Behind	Laptime	No	Behind	Laptime	No	Behind	Laptime	No	Behind	Laptime	No	Behind	Laptime
1		52.206	1		52.060	1		52.540	1		52.361	1		52.186
8	2.276	52.066	8	2.190	51.974	18	1 LAP	55.673	8	2.180	52.441	8	2.047	52.053
35	2.810	52.027	35	2.601	51.851	8	2.100	52.450	35	2.583	52.615	35	2.499	52.102
12	1 LAP	58.902	12	1 LAP	55.495	35	2.329	52.268	18	1 LAP	56.102	18	1 LAP	54.744
58	10.460	52.974	58	11.112	52.712	16	1 LAP	55.841	16	1 LAP	55.130	16	1 LAP	54.864
84	10.864	53.232	84	11.594	52.790	58	11.491	52.919	58	11.962	52.832	58	12.609	52.833
40	11.062	53.019	40	11.859	52.857	84	12.060	53.006	84	12.553	52.854	84	13.029	52.662
61	13.365	52.571	61	14.105	52.800	40	12.580	53.261	40	12.961	52.742	40	13.337	52.562
15	15.842	52.860	15	16.374	52.592	61	14.436	52.871	61	14.903	52.828	61	15.458	52.741
21	16.677	53.013	21	17.658	53.041	12	1 LAP	59.209	15	17.471	52.846	15	18.133	52.848
81	16.909	53.120	81	17.763	52.914	15	16.986	53.152	21	18.738	52.994	81	20.126	53.516
5	17.975	52.812	69	21.417	53.041	21	18.105	52.987	81	18.796	52.999	21	20.710	54.158
69	20.436	53.195	82	22.348	53.257	81	18.158	52.935	12	1 LAP	57.909	69	23.993	53.110
82	21.151	53.144	5	27.237	1:01.322	69	21.949	53.072	69	23.069	53.481	82	24.825	53.001
74	35.824	54.234	43	39.314	55.302	82	23.307	53.499	82	24.010	53.064	5	31.056	54.014
43	36.072	54.642	74	39.410	55.646	5	28.076	53.379	5	29.228	53.513	74	45.145	54.118
18	50.576	55.225				74	41.477	54.607	74	43.213	54.097			
16	51.937	55.332				43	46.784	1:00.010	43	49.052	54.629			

Weather : Sunny / Dry

msttimina.com

Page 4 of 5

Brands Hatch
 Circuit Length = 1.2262 miles.
 Start: 14:05 End: 14:25
 Printed - 14:28 Sunday, 23 July 2006

BRSCC Club Formula Ford (MS) Championship

LAP CHART FOR RACE 10

(contd.)

Lap 21			Lap 22			Lap 23			Lap 24			Lap 25		
No	Behind	Laptime	No	Behind	Laptime	No	Behind	Laptime	No	Behind	Laptime	No	Behind	Laptime
1		52.018	1		52.194	1		52.612						
43	1 LAP	55.160	8	2.305	52.442	8	2.211	52.518						
8	2.057	52.028	35	2.593	52.195	35	2.653	52.672						
35	2.592	52.111	43	1 LAP	56.697	43	1 LAP	57.458						
18	1 LAP	54.786	18	1 LAP	54.460	58	14.025	53.223						
16	1 LAP	54.391	58	13.414	52.525	84	14.631	53.340						
58	13.083	52.492	16	1 LAP	54.662	40	15.089	53.178						
84	13.560	52.549	84	13.903	52.537	16	1 LAP	55.777						
40	13.833	52.514	40	14.523	52.884	18	1 LAP	56.281						
61	16.320	52.880	61	17.145	53.019	61	17.907	53.374						
15	18.853	52.738	15	19.490	52.831	81	22.633	53.607						
81	20.944	52.836	81	21.638	52.888	21	23.723	53.518						
21	21.838	53.146	21	22.817	53.173	69	27.157	54.034						
69	25.214	53.239	69	25.735	52.715	82	27.513	53.275						
82	25.843	53.036	82	26.850	53.201	15	29.100	1:02.222						
5	32.662	53.624	5	34.459	53.991	5	35.992	54.145						
74	47.769	54.642	74	50.014	54.439	74	51.776	54.374						

BARC SE Track & Race Saloon Car Championship

QUALIFYING FOR RACE 11

POS	NO	CL	DRIVER	NAT	CAR	TIME	LAPS	GAP	MPH
1	44	A	Rod BIRLEY		Ford Escort WRC	50.915	7		86.70
2	16	A	David OATES		Vauxhall Tigra	51.867	14	0.952	85.10
3	27	A	Kristian WAITE		Ford Sapphire Cosworth	51.889	10	0.974	85.07
4	98	B	Greg ROSE		Mercedes Benz 190 Evo 2	52.895	16	1.980	83.45
5	10	A	Peter WILKINSON		Mitsubishi Lancer	53.444	14	2.529	82.59
6	48	A	Nick WILLIAMSON		Ford Escort Cosworth	53.835	14	2.920	81.99
7	28	A	Peter TAYLOR		Ford Sierra Cosworth	54.177	15	3.262	81.48
8	90	E	Richard BRENT		Peugeot 205 Gti	54.425	14	3.510	81.10
9	99	A	John CROSS		Ford Focus	54.499	14	3.584	80.99
10	67	A	Ray BARROW		Ford Escort	54.634	16	3.719	80.79
11	46	B	Graham BAHR		BMW E30 M3	54.731	9	3.816	80.65
12	50	C	Ashley HARGREAVES		Peugeot 205 Gti	54.995	14	4.080	80.26
13	73	C	Richard GANE		Honda Integra Type-R	55.462	14	4.547	79.59
14	96	B	Nigel CRAIG		Ford Escort RS2000 Mk2	55.787	14	4.872	79.12
15	95	E	Andy MITCHELL		Peugeot 205 Gti	55.797	14	4.882	79.11
16	6	B	Steve WEATHERLEY		Ford Sierra Sapphire	55.837	10	4.922	79.05
17	20	A	Mark HOSKEN		Audi TT	56.191	14	5.276	78.55
18	3	A	Steve GOVETT		Toyota Avensis	56.834	13	5.919	77.67
19	5	B	David SMART		Sierra Sapphire	56.858	15	5.943	77.63
20	26	E	Bill RICHARDS		BL Mini Clubman	57.174	14	6.259	77.20
21	63	D	Greg PYE		Alfa Romeo Alfasud Sprint	57.681	15	6.766	76.53
22	88	B	Ray ADAMS		Volkswagen Vento	57.763	15	6.848	76.42
23	43	E	Jason WATKINS		Ford Fiesta XR2	57.952	7	7.037	76.17
24	8	E	Russell HARDING		Ford Fiesta XR2	58.021	14	7.106	76.08
25	97	C	Andy WOODS-DEAN		Renault Megane Coupe	58.308	10	7.393	75.70
26	7	C	Barry BARNES		Toyota Carina E Gti	58.495	14	7.580	75.46
27	55	D	David COLEMAN		Ford Escort XR3	58.855	15	7.940	75.00
28	66	D	Alex RIBBENS		Ford Escort Mk2	59.034	15	8.119	74.77
29	19	A	Peter REEVE		TVR Tasmin	59.261	7	8.346	74.48
30	68	A	Anthony AHMED		Volkswagen Golf Gti Mk1	59.294	14	8.379	74.44
31	79	E	Andrew GATFIELD		Vauxhall Nova	59.394	15	8.479	74.32
32	93	C	Gary COLE		Citroen BX 16v	59.466	14	8.551	74.23
33	38	E	Andy PIPE		Ford Escort Mk1	59.509	7	8.594	74.17
34	80	C	Alan CHERRY		Vauxhall Astra Gsi	59.934	14	9.019	73.65
35	83	A	Tim DODWELL		Volkswagen Scirocco	1:00.783	6	9.868	72.62
36	78	C	Russell BRADLEY		Volkswagen Golf Gti	1:01.360	8	10.445	71.94
37	53	D	Verity BANKS		Proton Coupe	1:05.913	12	14.998	66.97

Car No's 7, 26 & 53 need working transponders please.

Weather : Sunny / Dry

These results are provisional until the conclusion of any judicial and technical matters.

Brands Hatch

Circuit Length = 1.2262 miles.

Start: 10:40 End: 10:55

Clerk of Course:	Stewards:	Timekeeper:

BARC SE Track & Race Saloon Car Championship

LAP ANALYSIS - QUALIFYING RACE 11

3	Steve GOVETT	Toyota Avensis			
1 -	1:36.063	6 -	57.629	11 -	1:00.579
2 -	1:00.590	7 -	57.976	12 -	57.562
3 -	58.305	8 -	56.933	13 -	57.071
4 -	57.488	9 -	56.834		
5 -	57.319	10 -	57.453		
5	David SMART	Sierra Sapphire			
1 -	2:00.151	6 -	59.014	11 -	58.817
2 -	1:03.265	7 -	58.287	12 -	57.395
3 -	1:01.171	8 -	58.045	13 -	57.265
4 -	1:00.064	9 -	56.858	14 -	58.265
5 -	58.998	10 -	57.130	15 -	57.095
6	Steve WEATHERLEY	Ford Sierra Sapphire			
1 -	1:59.362	6 -	1:05.679		
2 -	1:01.534	7 -	56.241		
3 -	57.341	8 -	56.015		
4 -	57.293	9 -	55.837		
5 -	56.074	10 -	57.384		
7	Barry BARNES	Toyota Carina E Gti			
1 -	2:23.155	6 -	59.925	11 -	59.468
2 -	1:12.216	7 -	59.865	12 -	58.495
3 -	1:04.118	8 -	59.206	13 -	59.402
4 -	1:01.974	9 -	1:04.566	14 -	1:01.175
5 -	1:01.681	10 -	1:00.584		
8	Russell HARDING	Ford Fiesta XR2			
1 -	2:13.961	6 -	59.792	11 -	59.088
2 -	1:00.134	7 -	59.193	12 -	58.279
3 -	1:00.411	8 -	58.412	13 -	58.500
4 -	1:00.051	9 -	59.646	14 -	58.021
5 -	58.603	10 -	1:00.616		
10	Peter WILKINSON	Mitsubishi Lancer			
1 -	1:54.861	6 -	2:13.976P	11 -	54.953
2 -	1:04.789	7 -	1:10.229	12 -	53.444
3 -	57.750	8 -	54.431	13 -	54.550
4 -	1:00.610	9 -	54.540	14 -	54.652
5 -	54.205	10 -	54.975		
16	David OATES	Vauxhall Tigra			
1 -	1:19.881	6 -	52.963	11 -	52.689
2 -	54.550	7 -	54.735	12 -	52.614
3 -	55.173	8 -	53.719	13 -	1:05.444
4 -	54.671	9 -	53.096	14 -	1:04.145
5 -	55.816	10 -	51.867		

Car No's 7, 26 & 53 need working transponders please.
Weather : Sunny / Dry

BARC SE Track & Race Saloon Car Championship

LAP ANALYSIS - QUALIFYING RACE 11

(contd.)

19	Peter REEVE				TVR Tasmin
1 -	2:15.549	6 -	59.635		
2 -	1:02.829	7 -	59.744		
3 -	1:00.187				
4 -	59.743				
5 -	59.261				
20	Mark HOSKEN				Audi TT
1 -	2:32.627	6 -	59.588	11 -	57.544
2 -	1:01.590	7 -	57.904	12 -	1:05.603
3 -	1:01.597	8 -	56.953	13 -	59.461
4 -	1:03.330	9 -	56.191	14 -	57.183
5 -	58.224	10 -	56.513		
26	Bill RICHARDS				BL Mini Clubman
1 -	2:07.023	6 -	58.128	11 -	57.946
2 -	1:05.000	7 -	57.466	12 -	57.766
3 -	1:01.573	8 -	59.835	13 -	57.675
4 -	1:54.407P	9 -	59.637	14 -	57.174
5 -	1:04.479	10 -	58.253		
27	Kristian WAITE				Ford Sapphire Cosworth
1 -	2:27.458	6 -	53.980		
2 -	59.449	7 -	55.489		
3 -	53.532	8 -	55.324		
4 -	51.889	9 -	52.700		
5 -	55.829	10 -	1:00.238		
28	Peter TAYLOR				Ford Sierra Cosworth
1 -	2:01.086	6 -	54.177	11 -	56.658
2 -	1:06.209	7 -	56.843	12 -	56.614
3 -	57.463	8 -	55.673	13 -	54.613
4 -	56.497	9 -	1:01.071	14 -	56.502
5 -	56.913	10 -	1:02.421	15 -	57.268
38	Andy PIPE				Ford Escort Mk1
1 -	1:26.711	6 -	59.999		
2 -	1:03.802	7 -	1:01.244		
3 -	1:00.875				
4 -	59.933				
5 -	59.509				
43	Jason WATKINS				Ford Fiesta XR2
1 -	3:04.496	6 -	58.430		
2 -	59.490	7 -	58.967		
3 -	58.099				
4 -	58.499				
5 -	57.952				

Car No's 7, 26 & 53 need working transponders please.
Weather : Sunny / Dry

Brands Hatch
Circuit Length = 1.2262 miles.
Start: 10:40 End: 10:55
Printed - 11:11 Sunday, 23 July 2006

BARC SE Track & Race Saloon Car Championship

LAP ANALYSIS - QUALIFYING RACE 11

(contd.)

44	Rod BIRLEY	Ford Escort WRC		
1 -	1:18.808	6 -	51.083	
2 -	54.625	7 -	50.915	
3 -	52.525			
4 -	52.819			
5 -	51.887			
46	Graham BAHR	BMW E30 M3		
1 -	2:03.592	6 -	56.819	
2 -	1:00.420	7 -	54.731	
3 -	58.479	8 -	55.060	
4 -	57.799	9 -	58.087	
5 -	57.795			
48	Nick WILLIAMSON	Ford Escort Cosworth		
1 -	1:27.792	6 -	1:20.590	11 - 1:04.663
2 -	1:00.270	7 -	1:22.430	12 - 54.986
3 -	1:04.596	8 -	1:02.746	13 - 1:03.816
4 -	58.435	9 -	53.835	14 - 59.790
5 -	55.029	10 -	1:09.466	
50	Ashley HARGREAVES	Peugeot 205 Gti		
1 -	1:21.292	6 -	56.852	11 - 56.300
2 -	58.622	7 -	56.369	12 - 55.611
3 -	56.199	8 -	55.554	13 - 55.721
4 -	57.173	9 -	56.020	14 - 56.971
5 -	54.995	10 -	55.332	
53	Verity BANKS	Proton Coupe		
1 -	2:38.041	6 -	1:07.164	11 - 1:09.394
2 -	1:13.747	7 -	1:11.170	12 - 1:07.738
3 -	1:09.328	8 -	1:12.162	
4 -	1:12.213	9 -	1:10.764	
5 -	1:06.943	10 -	1:05.913	
55	David COLEMAN	Ford Escort XR3		
1 -	1:37.937	6 -	1:00.830	11 - 58.855
2 -	1:03.751	7 -	1:00.143	12 - 59.596
3 -	1:04.679	8 -	1:00.110	13 - 59.851
4 -	1:01.131	9 -	59.886	14 - 59.575
5 -	1:00.839	10 -	1:00.857	15 - 1:03.488
63	Greg PYE	Alfa Romeo Alfasud Sprint		
1 -	1:56.909	6 -	1:00.808	11 - 58.979
2 -	1:08.134	7 -	58.671	12 - 59.924
3 -	1:01.333	8 -	58.763	13 - 57.681
4 -	58.750	9 -	58.383	14 - 58.023
5 -	59.702	10 -	58.085	15 - 57.963

Car No's 7, 26 & 53 need working transponders please.
Weather : Sunny / Dry

BARC SE Track & Race Saloon Car Championship LAP ANALYSIS - QUALIFYING RACE 11

(contd.)

66	Alex RIBBENS	Ford Escort Mk2			
1 -	1:37.992	6 -	59.600	11 -	59.034
2 -	1:01.336	7 -	1:00.606	12 -	59.080
3 -	1:03.692	8 -	1:02.213	13 -	59.118
4 -	1:01.297	9 -	1:00.219	14 -	1:01.122
5 -	1:01.673	10 -	1:00.811	15 -	59.503
67	Ray BARROW	Ford Escort			
1 -	1:46.264	6 -	55.720	11 -	55.514
2 -	57.465	7 -	55.176	12 -	56.971
3 -	56.498	8 -	55.424	13 -	55.406
4 -	55.646	9 -	55.806	14 -	54.927
5 -	54.634	10 -	55.901	15 -	55.768
68	Anthony AHMED	Volkswagen Golf Gti Mk1			
1 -	2:08.961	6 -	1:00.008	11 -	59.294
2 -	1:04.315	7 -	59.588	12 -	1:06.396
3 -	1:02.590	8 -	59.940	13 -	1:00.635
4 -	1:00.063	9 -	1:01.383	14 -	1:00.276
5 -	59.992	10 -	1:00.522		
73	Richard GANE	Honda Integra Type-R			
1 -	2:34.923	6 -	55.462	11 -	56.499
2 -	1:05.208	7 -	55.653	12 -	55.978
3 -	1:01.819	8 -	1:07.115	13 -	1:01.643
4 -	1:13.768P	9 -	55.643	14 -	55.694
5 -	1:05.298	10 -	1:03.984		
78	Russell BRADLEY	Volkswagen Golf Gti			
1 -	2:23.466	6 -	1:03.550		
2 -	1:02.454	7 -	6:45.967P		
3 -	1:01.560	8 -	1:21.149		
4 -	1:02.118				
5 -	1:01.360				
79	Andrew GATFIELD	Vauxhall Nova			
1 -	1:30.884	6 -	1:00.545	11 -	59.394
2 -	1:02.014	7 -	1:00.179	12 -	59.473
3 -	1:01.084	8 -	1:01.363	13 -	1:00.442
4 -	1:01.404	9 -	59.993	14 -	1:01.550
5 -	1:00.327	10 -	59.897	15 -	1:02.192
80	Alan CHERRY	Vauxhall Astra Gsi			
1 -	1:56.653	6 -	1:02.330	11 -	1:00.369
2 -	1:03.118	7 -	1:00.745	12 -	59.934
3 -	1:02.591	8 -	1:00.002	13 -	1:00.321
4 -	1:01.409	9 -	1:01.552	14 -	1:01.626
5 -	1:00.972	10 -	1:01.161		

Car No's 7, 26 & 53 need working transponders please.
Weather : Sunny / Dry

BARC SE Track & Race Saloon Car Championship

LAP ANALYSIS - QUALIFYING RACE 11

(contd.)

83	Tim DODWELL	Volkswagen Scirocco			
1 -	2:20.849	6 -	1:34.555P		
2 -	1:01.161				
3 -	1:01.820				
4 -	1:00.783				
5 -	1:00.847				
88	Ray ADAMS	Volkswagen Vento			
1 -	1:57.622	6 -	1:00.709	11 -	59.367
2 -	1:09.804	7 -	59.360	12 -	58.991
3 -	1:00.536	8 -	58.607	13 -	58.514
4 -	58.995	9 -	57.763	14 -	58.147
5 -	59.630	10 -	58.411	15 -	57.919
90	Richard BRENT	Peugeot 205 Gti			
1 -	2:40.313	6 -	1:06.436	11 -	55.195
2 -	1:06.622	7 -	57.245	12 -	1:01.312
3 -	1:05.219	8 -	55.134	13 -	55.769
4 -	1:06.716	9 -	54.425	14 -	58.129
5 -	1:06.770	10 -	55.292		
93	Gary COLE	Citroen BX 16v			
1 -	2:22.665	6 -	59.866	11 -	59.850
2 -	1:06.504	7 -	59.626	12 -	1:00.334
3 -	1:03.508	8 -	1:03.291	13 -	1:00.374
4 -	1:00.632	9 -	1:00.031	14 -	1:00.198
5 -	59.921	10 -	59.466		
95	Andy MITCHELL	Peugeot 205 Gti			
1 -	2:41.940	6 -	56.001	11 -	56.898
2 -	1:07.320	7 -	55.797	12 -	55.971
3 -	1:03.442	8 -	1:06.324	13 -	58.789
4 -	57.438	9 -	1:00.899	14 -	57.686
5 -	57.279	10 -	58.126		
96	Nigel CRAIG	Ford Escort RS2000 Mk2			
1 -	1:55.951	6 -	55.787	11 -	56.104
2 -	1:06.662	7 -	57.609	12 -	56.374
3 -	59.675	8 -	57.704	13 -	57.087
4 -	57.135	9 -	57.112	14 -	55.961
5 -	56.796	10 -	1:00.573		
97	Andy WOODS-DEAN	Renault Megane Coupe			
1 -	1:57.938	6 -	58.421		
2 -	1:03.474	7 -	58.308		
3 -	59.968	8 -	1:01.674		
4 -	58.824	9 -	58.478		
5 -	59.146	10 -	58.809		

Car No's 7, 26 & 53 need working transponders please.
Weather : Sunny / Dry

Brands Hatch
Circuit Length = 1.2262 miles.
Start: 10:40 End: 10:55
Printed - 11:11 Sunday, 23 July 2006

BARC SE Track & Race Saloon Car Championship LAP ANALYSIS - QUALIFYING RACE 11


(contd.)

98	Greg ROSE	Mercedes Benz 190 Evo 2					
1 -	2:01.647	6 -	53.298	11 -	54.273	16 -	53.725
2 -	59.382	7 -	54.734	12 -	53.340		
3 -	55.064	8 -	53.592	13 -	54.020		
4 -	54.406	9 -	52.895	14 -	52.901		
5 -	54.016	10 -	54.041	15 -	54.087		
99	John CROSS	Ford Focus					
1 -	2:07.619	6 -	56.842	11 -	54.614		
2 -	1:04.805	7 -	55.963	12 -	54.590		
3 -	1:01.924	8 -	56.024	13 -	54.499		
4 -	55.875	9 -	54.627	14 -	55.588		
5 -	56.064	10 -	56.993				

Car No's 7, 26 & 53 need working transponders please.
Weather : Sunny / Dry

BARC SE Track & Race Saloon Car Championship

GRID FOR RACE 11

ROW 16	83 DODWELL	78 BRADLEY
ROW 15	38 PIPE	80 CHERRY
ROW 14	68 AHMED	93 COLE
ROW 13	66 RIBBENS	19 REEVE
ROW 12	97 WOODS-DEAN	55 COLEMAN
ROW 11	43 WATKINS	8 HARDING
ROW 10	63 PYE	88 ADAMS
ROW 9	5 SMART	26 RICHARDS
ROW 8	6 WEATHERLEY	20 HOSKEN
ROW 7	96 CRAIG	95 MITCHELL
ROW 6	50 HARGREAVES	73 GANE
ROW 5	67 BARROW	46 BAHR
ROW 4	90 BRENT	99 CROSS
ROW 3	48 WILLIAMSON	28 TAYLOR
ROW 2	27 WAITE	10 WILKINSON
ROW 1	44 BIRLEY	16 OATES
POLE		
		

Car No's 7, 26 & 53 need working transponders please.

Weather : Sunny / Dry Reserves will be called in the following order 79, 98, 53, 3 & 7

These results are provisional until the conclusion of any judicial and technical matters.

Brands Hatch

Circuit Length = 1.2262 miles.

Start: 10:40 End: 10:55

Clerk of Course:	Stewards:	Timekeeper:
------------------	-----------	-------------

BARC SE Track & Race Saloon Car Championship PROVISIONAL RESULT - RACE 11

POS	NO	CL	DRIVER	NAT	CAR	TIME	LAPS	GAP	MPH	BEST
1	44	A	Rod BIRLEY		Ford Escort WRC	8:57.352	10		82.27	52.660
2	16	A	David OATES		Vauxhall Tigra	9:01.505	10	4.153	81.64	52.721
3	10	A	Peter WILKINSON		Mitsubishi Lancer	9:07.767	10	10.415	80.71	53.671
4	98	B	Greg ROSE		Mercedes Benz 190 Evo 2	9:08.203	10	10.851	80.64	52.703
5	99	A	John CROSS		Ford Focus	9:08.354	10	11.002	80.62	53.921
6	28	A	Peter TAYLOR		Ford Sierra Cosworth	9:15.296	10	17.944	79.61	54.361
7	90	E	Richard BRENT		Peugeot 205 Gti	9:17.957	10	20.605	79.23	54.907
8	73	C	Richard GANE		Honda Integra Type-R	9:25.230	10	27.878	78.21	55.268
9	95	E	Andy MITCHELL		Peugeot 205 Gti	9:30.173	10	32.821	77.53	55.701
10	6	B	Steve WEATHERLEY		Ford Sierra Sapphire	9:30.778	10	33.426	77.45	55.719
11	96	B	Nigel CRAIG		Ford Escort RS2000 Mk2	9:34.614	10	37.262	76.94	56.287
12	5	B	David SMART		Sierra Sapphire	9:42.994	10	45.642	75.83	57.204
13	88	B	Ray ADAMS		Volkswagen Vento	9:47.238	10	49.886	75.28	57.143
14	26	E	Bill RICHARDS		BL Mini Clubman	9:47.979	10	50.627	75.19	57.033
15	20	A	Mark HOSKEN		Audi TT	9:55.622	10	58.270	74.22	56.521
16	43	E	Jason WATKINS		Ford Fiesta XR2	8:59.345	9	1 LAP	73.78	56.746
17	97	C	Andy WOODS-DEAN		Renault Megane Coupe	9:00.229	9	1 LAP	73.66	58.750
18	63	D	Greg PYE		Alfa Romeo Alfasud Sprint	9:01.751	9	1 LAP	73.45	59.064
19	66	D	Alex RIBBENS		Ford Escort Mk2	9:05.353	9	1 LAP	72.97	59.138
20	19	A	Peter REEVE		TVR Tasmin	9:07.404	9	1 LAP	72.70	59.319
21	8	E	Russell HARDING		Ford Fiesta XR2	9:07.969	9	1 LAP	72.62	59.376
22	38	E	Andy PIPE		Ford Escort Mk1	9:08.221	9	1 LAP	72.59	58.908
23	93	C	Gary COLE		Citroen BX 16v	9:08.960	9	1 LAP	72.49	58.533
24	68	A	Anthony AHMED		Volkswagen Golf Gti Mk1	9:17.955	9	1 LAP	71.32	59.822
25	83	A	Tim DODWELL		Volkswagen Scirocco	9:21.937	9	1 LAP	70.82	1:00.475
26	78	C	Russell BRADLEY		Volkswagen Golf Gti	9:23.033	9	1 LAP	70.68	1:00.591
27	80	C	Alan CHERRY		Vauxhall Astra Gsi	9:23.811	9	1 LAP	70.58	1:00.086
28	79	E	Andrew GATFIELD		Vauxhall Nova	9:24.691	9	1 LAP	70.47	59.790
29	53	D	Verity BANKS		Proton Coupe	10:02.358	9	1 LAP	66.06	1:03.388

NOT CLASSIFIED

48	A	Nick WILLIAMSON		Ford Escort Cosworth	6:28.476	7	D.N.F.	79.71	53.334
55	D	David COLEMAN		Ford Escort XR3	5:19.302	5	D.N.F.	69.33	58.366
27	A	Kristian WAITE		Ford Sapphire Cosworth		0	D.N.F.	N/A	

FASTEST LAP

44	A	Rod BIRLEY		Ford Escort WRC	52.660	8	83.82mph	134.90kph
98	B	Greg ROSE		Mercedes Benz 190 Evo 2	52.703	8	83.75mph	134.79kph
90	E	Richard BRENT		Peugeot 205 Gti	54.907	3	80.39mph	129.38kph
73	C	Richard GANE		Honda Integra Type-R	55.268	3	79.87mph	128.54kph
55	D	David COLEMAN		Ford Escort XR3	58.366	5	75.63mph	121.71kph

Weather : Sunny / Dry

These results are provisional until the conclusion of any judicial and technical matters.

Brands Hatch

Circuit Length = 1.2262 miles.

Start: 14:36 End: 14:45

Clerk of Course:	Stewards:	Timekeeper:
------------------	-----------	-------------

BARC SE Track & Race Saloon Car Championship

LAP CHART FOR RACE 11

Lap 1			Lap 2			Lap 3			Lap 4			Lap 5		
No	Behind	Laptime	No	Behind	Laptime	No	Behind	Laptime	No	Behind	Laptime	No	Behind	Laptime
44		55.803	44		52.927	44		53.115	44		52.703	44		53.259
48	0.626	56.429	16	2.817	55.111	16	2.846	53.144	16	2.965	52.822	16	2.427	52.721
16	0.633	56.436	10	2.907	54.461	10	3.643	53.851	10	5.479	54.539	53	1 LAP	1:04.605
10	1.373	57.176	99	4.753	54.909	99	5.762	54.124	99	7.280	54.221	10	6.291	54.071
99	2.771	58.574	90	6.384	55.500	90	8.176	54.907	28	10.253	54.574	99	8.457	54.436
28	3.660	59.463	28	6.425	55.692	28	8.382	55.072	90	10.420	54.947	90	12.231	55.070
90	3.811	59.614	73	8.274	55.532	73	10.427	55.268	48	12.106	53.804	28	12.281	55.287
95	5.503	1:01.306	95	8.753	56.177	48	11.005	53.334	73	13.383	55.659	48	12.421	53.574
73	5.669	1:01.472	6	9.397	55.719	95	11.339	55.701	98	13.622	53.212	98	13.355	52.992
6	6.605	1:02.408	48	10.786	1:03.087	98	13.113	54.214	95	15.356	56.720	73	16.345	56.221
96	6.785	1:02.588	96	10.870	57.012	6	13.199	56.917	6	16.966	56.470	95	18.776	56.679
20	7.703	1:03.506	20	11.297	56.521	96	14.934	57.179	96	19.984	57.753	6	20.132	56.425
5	7.950	1:03.753	98	12.014	54.551	20	15.167	56.985	20	21.044	58.580	96	23.232	56.507
88	9.463	1:05.266	5	12.886	57.863	5	17.469	57.698	5	22.709	57.943	20	25.298	57.513
43	9.770	1:05.573	88	14.259	57.723	43	17.932	56.746	43	23.461	58.232	5	27.349	57.899
26	10.190	1:05.993	43	14.301	57.458	88	19.204	58.060	88	24.284	57.783	88	29.683	58.658
98	10.390	1:06.193	26	15.784	58.521	26	20.434	57.765	26	24.764	57.033	43	29.765	59.563
97	10.654	1:06.457	97	16.477	58.750	97	22.313	58.951	97	28.512	58.902	26	30.155	58.650
63	11.110	1:06.913	63	17.247	59.064	63	23.316	59.184	63	29.681	59.068	97	34.326	59.073
8	12.244	1:08.047	19	19.627	59.960	19	25.893	59.381	19	32.607	59.417	63	35.804	59.382
19	12.594	1:08.397	66	20.165	59.894	66	26.548	59.498	66	33.298	59.453	19	39.162	59.814
66	13.198	1:09.001	8	20.414	1:01.097	8	26.863	59.564	8	33.536	59.376	38	39.560	59.018
68	13.542	1:09.345	38	21.413	1:00.650	38	27.206	58.908	38	33.801	59.298	66	39.635	59.596
38	13.690	1:09.493	93	22.876	59.186	93	28.294	58.533	93	34.437	58.846	8	40.227	59.950
55	13.704	1:09.507	83	24.348	1:00.712	83	31.708	1:00.475	83	40.095	1:01.090	93	41.824	1:00.646
83	16.563	1:12.366	80	25.843	1:01.093	80	33.896	1:01.168	80	41.279	1:00.086	83	48.414	1:01.578
93	16.617	1:12.420	78	26.416	1:01.276	79	34.190	1:00.795	68	42.335	1:00.174	68	49.039	59.963
80	17.677	1:13.480	79	26.510	1:01.482	78	34.694	1:01.393	79	42.485	1:00.998	80	49.338	1:01.318
79	17.955	1:13.758	68	28.090	1:07.475	68	34.864	59.889	78	42.910	1:00.919	79	50.259	1:01.033
78	18.067	1:13.870	55	34.278	1:13.501	55	40.102	58.939	55	46.388	58.989	78	50.508	1:00.857
53	21.157	1:16.960	53	35.481	1:07.251	53	45.754	1:03.388				55	51.495	58.366

BARC SE Track & Race Saloon Car Championship


LAP CHART FOR RACE 11

(contd.)

Lap 6			Lap 7			Lap 8			Lap 9			Lap 10		
No	Behind	Laptime	No	Behind	Laptime	No	Behind	Laptime	No	Behind	Laptime	No	Behind	Laptime
44		52.756	44		55.836	44		52.660	44		54.797	44		53.496
16	3.021	53.350	83	1 LAP	1:01.412	16	4.027	54.555	66	1 LAP	59.138	43	1 LAP	1:01.014
10	8.323	54.788	68	1 LAP	1:00.799	68	1 LAP	59.966	16	4.093	54.863	97	1 LAP	59.934
99	10.637	54.936	16	2.132	54.947	10	10.227	55.522	19	1 LAP	1:01.455	16	4.153	53.556
48	13.751	54.086	78	1 LAP	1:01.121	99	10.765	53.921	8	1 LAP	1:00.478	63	1 LAP	59.757
98	14.372	53.773	80	1 LAP	1:02.341	83	1 LAP	1:02.229	93	1 LAP	1:00.301	66	1 LAP	59.150
90	14.548	55.073	79	1 LAP	1:03.950	98	11.566	52.703	38	1 LAP	1:01.548	19	1 LAP	59.386
28	15.087	55.562	10	7.365	54.878	78	1 LAP	1:01.831	10	9.101	53.671	10	10.415	54.810
53	1 LAP	1:05.538	99	9.504	54.703	80	1 LAP	1:02.350	99	9.960	53.992	8	1 LAP	59.773
73	19.426	55.837	98	11.523	52.987	79	1 LAP	1:02.146	98	10.096	53.327	98	10.851	54.251
95	22.577	56.557	48	12.077	54.162	28	15.921	54.838	68	1 LAP	1:00.522	38	1 LAP	59.622
6	23.529	56.153	28	13.743	54.492	90	17.270	56.184	83	1 LAP	1:01.021	99	11.002	54.538
96	27.010	56.534	90	13.746	55.034	73	23.493	56.569	28	17.079	55.955	93	1 LAP	1:00.613
20	30.492	57.950	73	19.584	55.994	95	27.639	56.830	78	1 LAP	1:00.591	28	17.944	54.361
5	32.692	58.099	95	23.469	56.728	6	28.796	56.959	90	18.134	55.661	68	1 LAP	59.822
88	34.070	57.143	6	24.497	56.804	96	32.775	57.539	80	1 LAP	1:00.367	90	20.605	55.967
26	34.804	57.405	53	1 LAP	1:05.270	20	38.219	57.870	79	1 LAP	1:00.739	83	1 LAP	1:01.054
43	37.162	1:00.153	96	27.896	56.722	5	38.798	57.352	73	25.203	56.507	78	1 LAP	1:01.175
97	40.749	59.179	20	33.009	58.353	53	1 LAP	1:04.847	95	29.764	56.922	80	1 LAP	1:01.608
63	42.401	59.353	5	34.106	57.250	88	41.175	58.020	6	30.407	56.408	79	1 LAP	59.790
19	46.681	1:00.275	88	35.815	57.581	26	41.313	57.834	96	34.471	56.493	73	27.878	56.171
38	47.127	1:00.323	26	36.139	57.171	43	49.272	1:00.615	5	41.934	57.933	95	32.821	56.553
66	47.128	1:00.249	43	41.317	59.991	97	51.236	59.357	88	45.041	58.663	6	33.426	56.515
8	47.414	59.943	97	44.539	59.626	63	52.935	59.389	26	46.363	59.847	96	37.262	56.287
93	48.406	59.338	63	46.206	59.641				20	48.775	1:05.353	5	45.642	57.204
			19	50.164	59.319				53	1 LAP	1:07.178	88	49.886	58.341
			38	50.652	59.361							26	50.627	57.760
			66	50.666	59.374							20	58.270	1:02.991
			8	51.319	59.741							53	1 LAP	1:07.321
			93	51.647	59.077									

BARC SE Track & Race Saloon Car Championship

GRID FOR RACE 17

ROW 16	55	COLEMAN	27	WAITE
ROW 15	53	BANKS	48	WILLIAMSON
ROW 14	80	CHERRY	79	GATFIELD
ROW 13	83	DODWELL	78	BRADLEY
ROW 12	93	COLE	68	AHMED
ROW 11	8	HARDING	38	PIPE
ROW 10	66	RIBBENS	19	REEVE
ROW 9	97	WOODS-DEAN	63	PYE
ROW 8	20	HOSKEN	43	WATKINS
ROW 7	88	ADAMS	26	RICHARDS
ROW 6	96	CRAIG	5	SMART
ROW 5	95	MITCHELL	6	WEATHERLEY
ROW 4	90	BRENT	73	GANE
ROW 3	99	CROSS	28	TAYLOR
ROW 2	10	WILKINSON	98	ROSE
ROW 1	44	BIRLEY	16	OATES
POLE				
				

Reserve No 50 & 7
Weather : Sunny / Dry

These results are provisional until the conclusion of any judicial and technical matters.

Brands Hatch
Circuit Length = 1.2262 miles.
Start: 14:36 End: 14:45

Clerk of Course:	Stewards:	Timekeeper:
------------------	-----------	-------------

BARC SE Track & Race Saloon Car Championship PROVISIONAL RESULT - RACE 17

POS	NO	CL	DRIVER	NAT	CAR	TIME	LAPS	GAP	MPH	BEST
1	44	A	Rod BIRLEY		Ford Escort WRC	13:22.283	15		82.61	52.405
2	16	A	David OATES		Vauxhall Tigra	13:22.964	15	0.681	82.54	52.725
3	98	B	Greg ROSE		Mercedes Benz 190 Evo 2	13:28.246	15	5.963	82.00	52.700
4	48	A	Nick WILLIAMSON		Ford Escort Cosworth	13:56.122	15	33.839	79.27	53.566
5	90	E	Richard BRENT		Peugeot 205 Gti	13:56.211	15	33.928	79.26	54.866
6	95	E	Andy MITCHELL		Peugeot 205 Gti	14:03.004	15	40.721	78.62	55.263
7	73	C	Richard GANE		Honda Integra Type-R	14:14.813	15	52.530	77.54	55.487
8	67	A	Ray BARROW		Ford Escort	14:15.529	15	53.246	77.47	54.122
9	96	B	Nigel CRAIG		Ford Escort RS2000 Mk2	13:27.687	14	1 LAP	76.59	55.816
10	6	B	Steve WEATHERLEY		Ford Sierra Sapphire	13:31.954	14	1 LAP	76.19	56.567
11	5	B	David SMART		Sierra Sapphire	13:33.306	14	1 LAP	76.07	56.872
12	26	E	Bill RICHARDS		BL Mini Clubman	13:39.322	14	1 LAP	75.51	57.135
13	20	A	Mark HOSKEN		Audi TT	13:39.615	14	1 LAP	75.48	56.763
14	88	B	Ray ADAMS		Volkswagen Vento	13:41.455	14	1 LAP	75.31	57.570
15	93	C	Gary COLE		Citroen BX 16v	13:53.810	14	1 LAP	74.19	58.088
16	63	D	Greg PYE		Alfa Romeo Alfasud Sprint	13:54.046	14	1 LAP	74.17	58.097
17	66	D	Alex RIBBENS		Ford Escort Mk2	13:54.939	14	1 LAP	74.09	58.223
18	97	C	Andy WOODS-DEAN		Renault Megane Coupe	13:59.953	14	1 LAP	73.65	58.318
19	38	E	Andy PIPE		Ford Escort Mk1	14:00.884	14	1 LAP	73.57	58.000
20	68	A	Anthony AHMED		Volkswagen Golf Gti Mk1	14:06.366	14	1 LAP	73.09	58.807
21	7	C	Barry BARNES		Toyota Carina E Gti	14:15.359	14	1 LAP	72.33	58.177
22	78	C	Russell BRADLEY		Volkswagen Golf Gti	14:21.508	14	1 LAP	71.81	59.466
23	79	E	Andrew GATFIELD		Vauxhall Nova	13:27.010	13	2 LAPS	71.19	1:00.497
24	83	A	Tim DODWELL		Volkswagen Scirocco	13:29.480	13	2 LAPS	70.97	1:00.225
25	19	A	Peter REEVE		TVR Tasmin	13:29.932	13	2 LAPS	70.93	59.004
26	8	E	Russell HARDING		Ford Fiesta XR2	13:29.938	13	2 LAPS	70.93	59.819
27	80	C	Alan CHERRY		Vauxhall Astra Gsi	13:33.312	13	2 LAPS	70.64	1:00.216
28	53	D	Verity BANKS		Proton Coupe	14:22.272	13	2 LAPS	66.63	1:04.277
NOT CLASSIFIED										
27	A	Kristian WAITE		Ford Sapphire Cosworth	10:03.155	11	D.N.F.	80.61	52.073	
28	A	Peter TAYLOR		Ford Sierra Cosworth	4:20.412	4	D.N.F.	68.06	57.295	
99	A	John CROSS		Ford Focus	57.423	1	D.N.F.	78.05	57.423	
10	A	Peter WILKINSON		Mitsubishi Lancer	57.767	1	D.N.F.	77.58	57.767	
FASTEST LAP										
27	A	Kristian WAITE		Ford Sapphire Cosworth	52.073	8	84.77mph	136.42kph		
98	B	Greg ROSE		Mercedes Benz 190 Evo 2	52.700	4	83.76mph	134.80kph		
90	E	Richard BRENT		Peugeot 205 Gti	54.866	6	80.45mph	129.48kph		
73	C	Richard GANE		Honda Integra Type-R	55.487	3	79.55mph	128.03kph		
63	D	Greg PYE		Alfa Romeo Alfasud Sprint	58.097	5	75.98mph	122.28kph		

Weather : Sunny / Dry

These results are provisional until the conclusion of any judicial and technical matters.

Brands Hatch

Circuit Length = 1.2262 miles.

Start: 17:59 End: 18:13

Clerk of Course:	Stewards:	Timekeeper:
------------------	-----------	-------------

BARC SE Track & Race Saloon Car Championship

LAP CHART FOR RACE 17

Lap 1			Lap 2			Lap 3			Lap 4			Lap 5		
No	Behind	Laptime	No	Behind	Laptime	No	Behind	Laptime	No	Behind	Laptime	No	Behind	Laptime
44		54.662	44		52.405	44		53.051	44		53.448	44		52.814
16	1.497	56.159	16	2.130	53.038	16	2.330	53.251	16	2.233	53.351	53	1 LAP	1:04.399
98	2.493	57.155	98	3.603	53.515	98	4.505	53.953	98	3.757	52.700	16	2.900	53.481
99	2.761	57.423	90	7.770	55.378	90	10.179	55.460	90	12.053	55.322	98	3.688	52.745
10	3.105	57.767	73	8.931	56.150	73	11.367	55.487	95	13.584	55.396	90	14.263	55.024
90	4.797	59.459	95	9.280	56.454	95	11.636	55.407	73	13.643	55.724	95	16.168	55.398
73	5.186	59.848	96	10.960	56.995	96	13.983	56.074	96	16.351	55.816	27	16.308	52.773
95	5.231	59.893	28	10.963	57.295	6	14.929	56.814	27	16.349	52.791	73	17.204	56.375
28	6.073	1:00.735	6	11.166	56.567	27	17.006	53.588	6	19.130	57.649	96	20.198	56.661
96	6.370	1:01.032	5	13.233	58.215	28	17.774	59.862	5	24.363	59.935	6	23.771	57.455
6	7.004	1:01.666	26	14.676	58.423	5	17.876	57.694	20	24.649	58.719	48	27.283	55.396
5	7.423	1:02.085	20	14.990	58.021	20	19.378	57.439	48	24.701	55.840	5	30.148	58.599
26	8.658	1:03.320	88	15.130	58.581	67	19.559	56.056	26	25.806	59.586	20	30.508	58.673
88	8.954	1:03.616	97	16.463	58.457	26	19.668	58.043	88	26.997	59.038	26	31.672	58.680
20	9.374	1:04.036	27	16.469	55.963	88	21.407	59.328	97	28.160	59.147	88	32.321	58.138
97	10.411	1:05.073	67	16.554	56.218	48	22.309	54.639	63	29.566	1:00.009	97	33.746	58.400
63	10.566	1:05.228	63	17.576	59.415	97	22.461	59.049	93	30.117	58.977	63	34.849	58.097
19	12.120	1:06.782	93	19.500	59.646	63	23.005	58.480	66	30.672	58.313	93	35.621	58.318
93	12.259	1:06.921	66	19.941	59.751	93	24.588	58.139	67	32.689	1:06.578	67	36.043	56.168
66	12.595	1:07.257	48	20.721	56.917	66	25.807	58.917	38	36.109	1:00.811	66	36.280	58.422
67	12.741	1:07.403	19	21.053	1:01.338	19	28.338	1:00.336	68	36.866	1:01.053	38	42.049	58.754
83	12.834	1:07.496	38	21.475	1:00.365	38	28.746	1:00.322	83	39.031	1:03.327	68	42.859	58.807
8	12.836	1:07.498	83	21.978	1:01.549	83	29.152	1:00.225	8	39.900	1:03.171	83	46.449	1:00.232
27	12.911	1:07.573	68	22.521	1:00.996	68	29.261	59.791	78	40.793	1:02.168	8	47.578	1:00.492
38	13.515	1:08.177	8	23.409	1:02.978	8	30.177	59.819	80	42.764	1:04.457	78	48.031	1:00.052
68	13.930	1:08.592	80	24.373	1:00.727	80	31.755	1:00.433	79	43.281	1:02.426	80	50.166	1:00.216
80	16.051	1:10.713	78	25.170	1:01.157	78	32.073	59.954	19	44.953	1:10.063	79	51.063	1:00.596
48	16.209	1:10.871	79	26.122	1:00.913	79	34.303	1:01.232	28	46.846	1:22.520P	19	51.143	59.004
78	16.418	1:11.080	7	32.546	1:01.734	7	40.326	1:00.831	7	48.269	1:01.391			
79	17.614	1:12.276	53	33.355	1:05.039	53	44.581	1:04.277						
53	20.721	1:15.383												
7	23.217	1:17.879												

BARC SE Track & Race Saloon Car Championship

LAP CHART FOR RACE 17

(contd.)

Lap 6			Lap 7			Lap 8			Lap 9			Lap 10		
No	Behind	Laptime	No	Behind	Laptime	No	Behind	Laptime	No	Behind	Laptime	No	Behind	Laptime
44		52.561	44		53.532	44		52.826	44		53.216	44		53.629
7	1 LAP	1:00.168	83	1 LAP	1:00.659	68	1 LAP	59.447	66	1 LAP	58.830	97	1 LAP	58.452
16	3.111	52.772	78	1 LAP	1:00.388	16	4.262	53.529	16	4.014	52.968	16	3.759	53.374
98	4.322	53.195	8	1 LAP	1:01.191	98	5.217	53.418	98	5.030	53.029	63	1 LAP	58.997
53	1 LAP	1:04.720	16	3.559	53.980	78	1 LAP	1:00.219	38	1 LAP	59.823	98	4.755	53.354
27	16.078	52.331	98	4.625	53.835	83	1 LAP	1:01.910	68	1 LAP	59.876	93	1 LAP	1:00.122
90	16.568	54.866	80	1 LAP	1:00.674	8	1 LAP	1:01.042	27	14.778	53.789	66	1 LAP	59.789
95	18.908	55.301	79	1 LAP	1:00.871	80	1 LAP	1:00.708	78	1 LAP	59.466	38	1 LAP	58.949
73	20.493	55.850	19	1 LAP	1:01.854	79	1 LAP	1:00.497	83	1 LAP	1:01.287	27	13.856	52.707
96	23.923	56.286	7	1 LAP	58.871	27	14.205	52.073	8	1 LAP	1:01.141	68	1 LAP	59.460
6	28.666	57.456	27	14.958	52.412	19	1 LAP	1:00.169	80	1 LAP	1:00.861	78	1 LAP	59.874
48	28.995	54.273	90	18.484	55.448	7	1 LAP	58.872	7	1 LAP	59.840	90	24.969	56.149
5	34.761	57.174	95	20.639	55.263	90	20.607	54.949	79	1 LAP	1:02.060	83	1 LAP	1:00.527
20	34.860	56.913	73	23.419	56.458	95	23.114	55.301	90	22.449	55.058	8	1 LAP	1:00.664
26	36.246	57.135	96	27.151	56.760	73	26.711	56.118	19	1 LAP	1:02.231	7	1 LAP	59.696
88	37.608	57.848	53	1 LAP	1:06.179	96	30.889	56.564	95	25.315	55.417	80	1 LAP	1:01.869
67	38.638	55.156	48	29.881	54.418	48	31.171	54.116	73	29.540	56.045	95	28.958	57.272
97	40.434	59.249	6	33.179	58.045	6	37.508	57.155	48	31.669	53.714	79	1 LAP	1:00.527
63	42.033	59.745	5	38.187	56.958	53	1 LAP	1:04.375	96	34.952	57.279	19	1 LAP	1:01.951
93	42.050	58.990	20	38.696	57.368	67	40.730	54.328	6	41.914	57.622	48	31.652	53.612
66	42.956	59.237	67	39.228	54.122	5	42.898	57.537	67	41.916	54.402	73	31.791	55.880
38	48.116	58.628	26	39.991	57.277	26	45.116	57.951	5	46.901	57.219	96	37.945	56.622
68	49.306	59.008	88	42.272	58.196	20	45.865	59.995	26	49.614	57.714	67	42.510	54.223
			97	45.220	58.318	88	47.548	58.102	20	50.960	58.311	6	46.011	57.726
			93	46.606	58.088	97	51.212	58.818	88	52.647	58.315	5	50.144	56.872
			63	46.778	58.277	93	52.287	58.507	53	1 LAP	1:07.137			
			66	47.647	58.223	63	52.504	58.552						
			38	52.584	58.000									

BARC SE Track & Race Saloon Car Championship

LAP CHART FOR RACE 17

(contd.)

Lap 11			Lap 12			Lap 13			Lap 14			Lap 15		
No	Behind	Laptime	No	Behind	Laptime	No	Behind	Laptime	No	Behind	Laptime	No	Behind	Laptime
44		53.591	44		54.548	44		54.124	44		53.142	44		54.734
26	1 LAP	57.616	5	1 LAP	58.306	6	1 LAP	59.744	19	2 LAPS	1:04.005	16	0.681	53.706
20	1 LAP	58.019	16	2.188	53.843	16	1.632	53.568	16	1.709	53.219	79	2 LAPS	1:00.860
16	2.893	52.725	26	1 LAP	58.272	5	1 LAP	58.263	80	2 LAPS	1:04.576	96	1 LAP	1:00.858
88	1 LAP	57.803	98	4.224	53.952	98	4.905	54.805	98	5.639	53.876	98	5.963	55.058
98	4.820	53.656	20	1 LAP	58.528	26	1 LAP	59.450	6	1 LAP	58.404	83	2 LAPS	1:02.991
97	1 LAP	1:00.612	88	1 LAP	58.116	20	1 LAP	58.898	5	1 LAP	57.449	19	2 LAPS	1:00.990
63	1 LAP	59.035	97	1 LAP	59.369	88	1 LAP	58.865	26	1 LAP	57.879	8	2 LAPS	1:02.865
93	1 LAP	58.747	63	1 LAP	59.170	93	1 LAP	59.278	20	1 LAP	57.932	6	1 LAP	57.877
66	1 LAP	58.252	93	1 LAP	59.108	63	1 LAP	1:00.596	88	1 LAP	57.939	5	1 LAP	57.000
53	2 LAPS	1:05.630	66	1 LAP	59.354	66	1 LAP	1:00.376	93	1 LAP	59.931	80	2 LAPS	1:02.861
27	17.420	57.155	53	2 LAPS	1:04.847	97	1 LAP	1:04.806	63	1 LAP	59.368	26	1 LAP	57.976
38	1 LAP	59.713	38	1 LAP	1:01.006	38	1 LAP	59.334	66	1 LAP	59.281	20	1 LAP	56.763
68	1 LAP	59.382	68	1 LAP	59.680	90	31.321	56.400	97	1 LAP	59.496	88	1 LAP	57.570
90	26.603	55.225	90	29.045	56.990	68	1 LAP	1:01.110	90	33.636	55.457	93	1 LAP	59.038
78	1 LAP	1:01.052	48	34.218	54.994	48	33.660	53.566	48	34.685	54.167	63	1 LAP	59.077
83	1 LAP	1:01.589	95	35.157	56.367	53	2 LAPS	1:07.441	38	1 LAP	58.608	66	1 LAP	58.937
95	33.338	57.971	78	1 LAP	1:02.569	95	37.011	55.978	68	1 LAP	59.023	48	33.839	53.888
7	1 LAP	59.987	7	1 LAP	1:00.836	7	1 LAP	58.177	95	39.913	56.044	90	33.928	55.026
48	33.772	55.711	73	42.802	1:01.675	78	1 LAP	1:00.747	53	2 LAPS	1:04.863	97	1 LAP	1:00.707
8	1 LAP	1:01.705	83	1 LAP	1:05.480	73	45.869	57.191	7	1 LAP	58.293	38	1 LAP	58.394
73	35.675	57.475	79	1 LAP	1:01.540	67	49.986	57.859	73	51.090	58.363	95	40.721	55.542
80	1 LAP	1:01.702	8	1 LAP	1:04.935	79	1 LAP	1:01.802	67	52.109	55.265	68	1 LAP	1:00.141
79	1 LAP	1:01.410	19	1 LAP	1:00.773	83	1 LAP	1:02.208	78	1 LAP	1:01.652	73	52.530	56.174
19	1 LAP	1:00.436	80	1 LAP	1:03.515	96	52.422	59.035				7	1 LAP	58.784
96	42.950	58.596	67	46.251	57.402	8	1 LAP	1:02.437				67	53.246	55.871
67	43.397	54.478	96	47.511	59.109							78	1 LAP	1:01.130
6	50.194	57.774										53	2 LAPS	1:07.982

Lodge Sports Porsche 924 Championship QUALIFYING FOR RACE 14

POS	NO	CL	DRIVER	NAT	CAR	TIME	LAPS	GAP	MPH
1	99		Graham HEARD		Porsche 924	1:00.136	9		73.40
2	5		Gary DUCKMAN		Porsche 924	1:00.420	14	0.284	73.06
3	2		William PENROSE		Porsche 924	1:00.449	13	0.313	73.02
4	9		Martin TODD		Porsche 924	1:00.688	13	0.552	72.73
5	10		Richard MOWBRAY		Porsche 924	1:00.696	14	0.560	72.72
6	24		Lee McNAMARA		Porsche 924	1:00.904	13	0.768	72.48
7	46		Phil HATSWELL		Porsche 924	1:01.114	12	0.978	72.23
8	19		Paul PATTISON		Porsche 924	1:01.293	14	1.157	72.02
9	12		Matt DAVIES		Porsche 924	1:01.693	14	1.557	71.55
10	8		Paul FINN		Porsche 924	1:01.702	14	1.566	71.54
11	3		Jonathan RAMSAY		Porsche 924	1:01.821	13	1.685	71.40
12	22		Cieran BREWER		Porsche 924	1:02.124	13	1.988	71.05
13	91		Steven KING		Porsche 924	1:02.327	13	2.191	70.82
14	43		Neale HURREN		Porsche 924	1:02.485	12	2.349	70.64
15	49		Martin HALL		Porsche 924	1:02.588	13	2.452	70.53
16	69		Carlo BONETTI		Porsche 924	1:02.826	12	2.690	70.26
17	25		Kamal KALSI		Porsche 924	1:04.693	13	4.557	68.23

Car No 8 Porsche Club completed 3 laps.

Weather : Bright / Dry

These results are provisional until the conclusion of any judicial and technical matters.

Brands Hatch

Circuit Length = 1.2262 miles.

Start: 11:00 End: 11:15

Clerk of Course:	Stewards:	Timekeeper:
------------------	-----------	-------------

Lodge Sports Porsche 924 Championship LAP ANALYSIS - QUALIFYING RACE 14

2	William PENROSE	Porsche 924
1 - 1:48.796	6 - 1:01.615	11 - 1:01.601
2 - 1:03.407	7 - 1:00.586	12 - 1:02.280
3 - 1:01.927	8 - 1:00.449	13 - 1:01.176
4 - 1:01.177	9 - 1:17.396	
5 - 1:02.205	10 - 1:04.441	
3	Jonathan RAMSAY	Porsche 924
1 - 1:37.589	6 - 1:02.496	11 - 1:01.821
2 - 1:04.453	7 - 1:02.324	12 - 1:02.258
3 - 1:02.819	8 - 1:04.780	13 - 1:02.264
4 - 1:02.690	9 - 1:02.233	
5 - 1:02.102	10 - 1:02.517	
5	Gary DUCKMAN	Porsche 924
1 - 1:25.444	6 - 1:02.913	11 - 1:02.160
2 - 1:04.618	7 - 1:00.616	12 - 1:00.627
3 - 1:01.301	8 - 1:00.420	13 - 1:00.679
4 - 1:01.022	9 - 1:00.797	14 - 1:02.452
5 - 1:00.881	10 - 1:01.400	
8	Paul FINN	Porsche 924
1 - 1:18.363	6 - 1:07.609	11 - 1:01.853
2 - 1:04.076	7 - 1:03.429	12 - 1:02.262
3 - 1:03.089	8 - 1:01.702	13 - 1:02.001
4 - 1:02.523	9 - 1:03.740	14 - 1:02.808
5 - 1:02.306	10 - 1:02.716	
9	Martin TODD	Porsche 924
1 - 1:44.563	6 - 1:01.459	11 - 1:01.056
2 - 1:02.830	7 - 1:00.758	12 - 1:00.688
3 - 1:01.837	8 - 1:01.563	13 - 1:02.510
4 - 1:01.423	9 - 1:02.157	
5 - 1:01.588	10 - 1:01.223	
10	Richard MOWBRAY	Porsche 924
1 - 1:28.348	6 - 1:01.558	11 - 1:02.486
2 - 1:03.598	7 - 1:02.125	12 - 1:01.815
3 - 1:02.653	8 - 1:01.479	13 - 1:01.518
4 - 1:01.455	9 - 1:01.602	14 - 1:02.145
5 - 1:00.696	10 - 1:01.464	
12	Matt DAVIES	Porsche 924
1 - 1:19.479	6 - 1:03.185	11 - 1:01.822
2 - 1:04.368	7 - 1:03.631	12 - 1:01.693
3 - 1:03.972	8 - 1:02.659	13 - 1:02.142
4 - 1:03.405	9 - 1:03.059	14 - 1:03.229
5 - 1:04.123	10 - 1:03.129	

Car No 8 Porsche Club completed 3 laps.
Weather : Bright / Dry

Lodge Sports Porsche 924 Championship

LAP ANALYSIS - QUALIFYING RACE 14

(contd.)

19	Paul PATTISON	Porsche 924
1 - 1:28.091	6 - 1:02.599	11 - 1:01.785
2 - 1:05.120	7 - 1:01.407	12 - 1:01.853
3 - 1:05.126	8 - 1:01.293	13 - 1:02.031
4 - 1:02.509	9 - 1:02.141	14 - 1:03.592
5 - 1:02.189	10 - 1:02.087	
22	Cieran BREWER	Porsche 924
1 - 1:26.599	6 - 1:03.375	11 - 1:02.309
2 - 1:05.267	7 - 1:03.813	12 - 1:02.887
3 - 1:06.107	8 - 1:02.124	13 - 1:08.101
4 - 1:03.702	9 - 1:04.538	
5 - 1:02.939	10 - 1:04.489	
24	Lee McNAMARA	Porsche 924
1 - 1:32.448	6 - 1:01.912	11 - 1:06.522
2 - 1:01.763	7 - 1:01.224	12 - 1:00.942
3 - 1:02.611	8 - 1:00.935	13 - 1:33.506
4 - 1:01.721	9 - 1:00.904	
5 - 1:01.281	10 - 1:07.759	
25	Kamal KALSI	Porsche 924
1 - 1:42.478	6 - 1:05.573	11 - 1:06.588
2 - 1:12.325	7 - 1:04.729	12 - 1:07.215
3 - 1:08.931	8 - 1:04.984	13 - 1:05.227
4 - 1:07.188	9 - 1:04.693	
5 - 1:05.649	10 - 1:06.080	
43	Neale HURREN	Porsche 924
1 - 2:19.425	6 - 1:03.754	11 - 1:02.719
2 - 1:04.447	7 - 1:02.756	12 - 1:04.123
3 - 1:02.982	8 - 1:02.958	
4 - 1:02.485	9 - 1:03.872	
5 - 1:30.303	10 - 1:03.731	
46	Phil HATSWELL	Porsche 924
1 - 1:35.581	6 - 1:01.157	11 - 1:01.176
2 - 1:10.518	7 - 1:01.114	12 - 1:01.411
3 - 1:09.252	8 - 1:01.603	
4 - 1:06.763	9 - 1:01.202	
5 - 1:02.085	10 - 1:03.273	
49	Martin HALL	Porsche 924
1 - 1:25.081	6 - 1:04.536	11 - 1:03.079
2 - 1:04.679	7 - 1:02.983	12 - 1:02.904
3 - 1:06.319	8 - 1:03.074	13 - 1:02.789
4 - 1:03.527	9 - 1:04.778	
5 - 1:02.588	10 - 1:03.637	

Car No 8 Porsche Club completed 3 laps.
Weather : Bright / Dry


Lodge Sports Porsche 924 Championship LAP ANALYSIS - QUALIFYING RACE 14

(contd.)

69	Carlo BONETTI	Porsche 924
1 - 3:14.202	6 - 1:03.977	11 - 1:03.888
2 - 1:04.807	7 - 1:03.471	12 - 1:05.126
3 - 1:05.062	8 - 1:02.858	
4 - 1:04.428	9 - 1:02.826	
5 - 1:03.483	10 - 1:04.841	
91	Steven KING	Porsche 924
1 - 1:30.071	6 - 1:04.157	11 - 1:02.621
2 - 1:04.359	7 - 1:02.327	12 - 1:02.812
3 - 1:05.123	8 - 1:02.910	13 - 1:04.294
4 - 1:03.768	9 - 1:03.024	
5 - 1:03.815	10 - 1:05.044	
99	Graham HEARD	Porsche 924
1 - 6:43.980	6 - 1:00.175	
2 - 1:00.494	7 - 1:01.181	
3 - 1:00.136	8 - 1:01.320	
4 - 1:00.842	9 - 1:00.705	
5 - 1:00.264		

Lodge Sports Porsche 924 Championship

GRID FOR RACE 14

ROW 9	25	KALSI	
ROW 8	49	HALL	69 BONETTI
ROW 7	91	KING	43 HURREN
ROW 6	3	RAMSAY	22 BREWER
ROW 5	12	DAVIES	8 FINN
ROW 4	46	HATSWELL	19 PATTISON
ROW 3	10	MOWBRAY	24 McNAMARA
ROW 2	2	PENROSE	9 TODD
ROW 1	99	HEARD	5 DUCKMAN
POLE			
			

Car No 8 Porsche Club completed 3 laps.

Weather : Bright / Dry

These results are provisional until the conclusion of any judicial and technical matters.

Brands Hatch

Circuit Length = 1.2262 miles.

Start: 11:00 End: 11:15

Clerk of Course:	Stewards:	Timekeeper:
------------------	-----------	-------------

Lodge Sports Porsche 924 Championship

PROVISIONAL RESULT - RACE 14

POS	NO	CL	DRIVER	NAT	CAR	TIME	LAPS	GAP	MPH	BEST
1	99		Graham HEARD		Porsche 924	20:25.138	20		72.11	1:00.301
2	5		Gary DUCKMAN		Porsche 924	20:28.210	20	3.072	71.93	1:00.420
3	24		Lee McNAMARA		Porsche 924	20:31.374	20	6.236	71.75	1:00.550
4	9		Martin TODD		Porsche 924	20:38.520	20	13.382	71.33	1:00.989
5	2		William PENROSE		Porsche 924	20:43.413	20	18.275	71.05	1:01.055
6	10		Richard MOWBRAY		Porsche 924	20:50.181	20	25.043	70.67	1:01.565
7	12		Matt DAVIES		Porsche 924	20:52.280	20	27.142	70.55	1:01.345
8	19		Paul PATTISON		Porsche 924	20:52.798	20	27.660	70.52	1:01.439
9	8		Paul FINN		Porsche 924	21:16.569	20	51.431	69.21	1:02.104
10	22		Cieran BREWER		Porsche 924	20:25.335	19	1 LAP	68.50	1:02.398
11	69		Carlo BONETTI		Porsche 924	20:26.702	19	1 LAP	68.42	1:03.003
12	97		Alec FRASER		Porsche 924	20:39.109	19	1 LAP	67.74	1:03.268
13	43		Neale HURREN		Porsche 924	20:39.316	19	1 LAP	67.73	1:02.380
NOT CLASSIFIED										
49			Martin HALL		Porsche 924	13:38.058	12	D.N.F.	64.83	1:03.582
25			Kamal KALSI		Porsche 924	11:04.264	10	D.N.F.	66.55	1:04.160
3			Jonathan RAMSAY		Porsche 924	11:39.063	10	D.N.F.	63.24	1:02.999
91			Steven KING		Porsche 924	5:30.030	5	D.N.F.	67.08	1:03.128
46			Phil HATSWELL		Porsche 924	3:21.221	3	D.N.F.	66.14	1:02.406
FASTEST LAP										
99			Graham HEARD		Porsche 924	1:00.301	8	73.20mph	117.81kph	

Weather : Sunny / Dry

These results are provisional until the conclusion of any judicial and technical matters.

Brands Hatch

Circuit Length = 1.2262 miles.

Start: 16:02 End: 16:22

Clerk of Course:	Stewards:	Timekeeper:
------------------	-----------	-------------

Lodge Sports Porsche 924 Championship LAP CHART FOR RACE 14

Lap 1			Lap 2			Lap 3			Lap 4			Lap 5		
No	Behind	Laptime	No	Behind	Laptime	No	Behind	Laptime	No	Behind	Laptime	No	Behind	Laptime
99		1:08.536	99		1:01.034	99		1:01.190	99		1:01.286	99		1:00.869
5	0.762	1:09.298	5	0.719	1:00.991	5	0.419	1:00.890	5	0.506	1:01.373	5	0.484	1:00.847
24	1.376	1:09.912	24	1.443	1:01.101	24	1.147	1:00.894	24	1.234	1:01.373	24	1.299	1:00.934
9	1.974	1:10.510	9	2.231	1:01.291	9	2.214	1:01.173	9	2.190	1:01.262	9	2.310	1:00.989
2	2.936	1:11.472	2	3.881	1:01.979	2	3.746	1:01.055	2	3.924	1:01.464	2	5.044	1:01.989
19	3.801	1:12.337	19	5.496	1:02.729	10	7.126	1:02.541	10	7.428	1:01.588	10	8.530	1:01.971
10	4.476	1:13.012	10	5.775	1:02.333	19	8.255	1:03.949	19	8.941	1:01.972	19	10.273	1:02.201
12	5.500	1:14.036	12	6.649	1:02.183	12	8.651	1:03.192	12	9.761	1:02.396	12	10.737	1:01.845
8	5.660	1:14.196	8	7.019	1:02.393	8	8.676	1:02.847	8	10.024	1:02.634	8	11.452	1:02.297
91	6.423	1:14.959	3	8.445	1:02.999	46	10.461	1:02.774	91	14.856	1:03.974	91	17.115	1:03.128
3	6.480	1:15.016	46	8.877	1:02.406	3	12.064	1:04.809	43	21.482	1:05.586	43	23.909	1:03.296
46	7.505	1:16.041	91	9.059	1:03.670	91	12.168	1:04.299	69	21.655	1:07.585	69	24.423	1:03.637
25	7.783	1:16.319	25	11.133	1:04.384	69	15.356	1:04.114	3	21.691	1:10.913	22	25.429	1:02.917
43	8.176	1:16.712	43	11.413	1:04.271	25	16.988	1:07.045	25	22.157	1:06.455	25	27.886	1:06.598
69	9.061	1:17.597	69	12.432	1:04.405	43	17.182	1:06.959	97	23.125	1:06.413	97	30.182	1:07.926
49	9.835	1:18.371	49	13.308	1:04.507	97	17.998	1:05.442	22	23.381	1:05.546	49	31.848	1:08.072
97	10.325	1:18.861	97	13.746	1:04.455	49	18.950	1:06.832	49	24.645	1:06.981	3	32.009	1:11.187
22	14.439	1:22.975	22	16.913	1:03.508	22	19.121	1:03.398						

Weather : Sunny / Dry

Lodge Sports Porsche 924 Championship

LAP CHART FOR RACE 14

(contd.)

Lap 6			Lap 7			Lap 8			Lap 9			Lap 10		
No	Behind	Laptime	No	Behind	Laptime	No	Behind	Laptime	No	Behind	Laptime	No	Behind	Laptime
99		1:01.952	99		1:00.665	99		1:00.301	99		1:00.852	99		1:00.555
5	0.581	1:02.049	5	0.844	1:00.928	5	0.990	1:00.447	5	0.775	1:00.637	5	1.062	1:00.842
24	1.019	1:01.672	24	1.550	1:01.196	24	1.799	1:00.550	24	1.836	1:00.889	24	2.671	1:01.390
9	1.454	1:01.096	9	2.100	1:01.311	9	2.873	1:01.074	9	3.142	1:01.121	9	3.927	1:01.340
2	4.831	1:01.739	2	7.275	1:03.109	2	8.569	1:01.595	2	9.135	1:01.418	2	10.139	1:01.559
10	8.347	1:01.769	10	9.501	1:01.819	10	11.021	1:01.821	10	11.734	1:01.565	3	1 LAP	1:12.511
12	11.187	1:02.402	12	12.618	1:02.096	12	14.483	1:02.166	12	15.584	1:01.953	10	12.937	1:01.758
19	11.319	1:02.998	19	13.155	1:02.501	19	14.789	1:01.935	19	15.772	1:01.835	12	16.677	1:01.648
8	26.543	1:17.043	8	28.273	1:02.395	8	30.325	1:02.353	8	32.174	1:02.701	19	17.221	1:02.004
43	26.957	1:05.000	22	30.433	1:03.340	22	32.530	1:02.398	22	35.195	1:03.517	8	34.193	1:02.574
69	27.612	1:05.141	69	31.143	1:04.196	69	33.845	1:03.003	69	36.172	1:03.179	22	37.718	1:03.078
22	27.758	1:04.281	25	34.787	1:04.208	97	38.361	1:03.600	97	40.887	1:03.378	69	38.649	1:03.032
25	31.244	1:05.310	97	35.062	1:03.408	25	39.843	1:05.357	25	43.419	1:04.428	97	43.775	1:03.443
97	32.319	1:04.089	49	37.257	1:03.663	49	40.538	1:03.582	49	43.633	1:03.947	25	47.024	1:04.160
49	34.259	1:04.363	43	45.177	1:18.885	43	47.340	1:02.464	43	49.476	1:02.988	49	47.546	1:04.468
3	39.967	1:09.910	3	48.465	1:09.163	3	59.610	1:11.446				43	51.584	1:02.663

Weather : Sunny / Dry

msttimina.com

Page 2 of 4

Brands Hatch
 Circuit Length = 1.2262 miles.
 Start: 16:02 End: 16:22
 Printed - 16:24 Sunday, 23 July 2006

Lodge Sports Porsche 924 Championship

LAP CHART FOR RACE 14

(contd.)

Lap 11			Lap 12			Lap 13			Lap 14			Lap 15		
No	Behind	Laptime	No	Behind	Laptime	No	Behind	Laptime	No	Behind	Laptime	No	Behind	Laptime
99		1:00.500	99		1:00.997	99		1:00.943	99		1:00.577	99		1:00.649
5	1.144	1:00.582	5	1.608	1:01.461	5	1.618	1:00.953	5	1.654	1:00.613	5	1.425	1:00.420
24	2.974	1:00.803	24	3.177	1:01.200	24	2.921	1:00.687	24	3.003	1:00.659	43	1 LAP	1:03.842
9	4.686	1:01.259	9	5.400	1:01.711	9	5.642	1:01.185	9	6.877	1:01.812	24	3.276	1:00.922
2	11.243	1:01.604	49	1 LAP	1:19.445	2	12.670	1:01.735	2	13.384	1:01.291	9	7.732	1:01.504
10	14.389	1:01.952	2	11.878	1:01.632	10	16.344	1:02.321	10	17.694	1:01.927	2	13.948	1:01.213
12	18.279	1:02.102	10	14.966	1:01.574	49	1 LAP	1:13.827	12	21.917	1:02.207	10	19.109	1:02.064
19	19.733	1:03.012	12	19.301	1:02.019	12	20.287	1:01.929	19	22.341	1:01.719	12	22.930	1:01.662
3	1 LAP	1:11.109	19	20.597	1:01.861	19	21.199	1:01.545	8	42.271	1:02.861	19	23.318	1:01.626
8	35.943	1:02.250	8	38.135	1:03.189	8	39.987	1:02.795	22	48.316	1:03.425	8	43.825	1:02.203
22	40.284	1:03.066	22	42.866	1:03.579	22	45.468	1:03.545	69	48.695	1:03.055	69	51.540	1:03.494
69	41.202	1:03.053	69	43.320	1:03.115	69	46.217	1:03.840	97	57.722	1:03.268	22	51.968	1:04.301
97	46.635	1:03.360	97	49.201	1:03.563	97	55.031	1:06.773						
43	54.086	1:03.002	43	57.359	1:04.270	43	59.019	1:02.603						

Weather : Sunny / Dry

msttimina.com

Page 3 of 4

Brands Hatch
 Circuit Length = 1.2262 miles.
 Start: 16:02 End: 16:22
 Printed - 16:24 Sunday, 23 July 2006

Lodge Sports Porsche 924 Championship

LAP CHART FOR RACE 14

(contd.)

Lap 16			Lap 17			Lap 18			Lap 19			Lap 20		
No	Behind	Laptime	No	Behind	Laptime	No	Behind	Laptime	No	Behind	Laptime	No	Behind	Laptime
99		1:00.771	99		1:00.547	99		1:00.611	99		1:00.621	99		1:01.682
97	1 LAP	1:03.703	5	2.017	1:00.903	5	2.404	1:00.998	5	2.993	1:01.210	22	1 LAP	1:03.801
5	1.661	1:01.007	97	1 LAP	1:04.592	24	4.655	1:01.181	24	5.367	1:01.333	69	1 LAP	1:04.287
24	3.626	1:01.121	24	4.085	1:01.006	97	1 LAP	1:04.164	97	1 LAP	1:03.821	5	3.072	1:01.761
43	1 LAP	1:05.042	43	1 LAP	1:03.022	43	1 LAP	1:02.380	9	12.187	1:01.862	24	6.236	1:02.551
9	8.889	1:01.928	9	9.767	1:01.425	9	10.946	1:01.790	43	1 LAP	1:03.481	9	13.382	1:02.877
2	14.898	1:01.721	2	15.458	1:01.107	2	16.414	1:01.567	2	18.395	1:02.602	97	1 LAP	1:04.850
10	20.192	1:01.854	10	21.655	1:02.010	10	23.334	1:02.290	10	24.421	1:01.708	43	1 LAP	1:02.850
12	24.163	1:02.004	12	24.961	1:01.345	12	25.941	1:01.591	12	26.983	1:01.663	2	18.275	1:01.562
19	24.573	1:02.026	19	25.465	1:01.439	19	26.423	1:01.569	19	27.504	1:01.702	10	25.043	1:02.304
8	45.763	1:02.709	8	47.320	1:02.104	8	48.819	1:02.110	8	50.390	1:02.192	12	27.142	1:01.841
69	53.927	1:03.158	22	56.660	1:02.880	22	58.699	1:02.650				19	27.660	1:01.838
22	54.327	1:03.130	69	57.068	1:03.688	69	59.580	1:03.123				8	51.431	1:02.723

Weather : Sunny / Dry

msttimina.com

Page 4 of 4

Brands Hatch
 Circuit Length = 1.2262 miles.
 Start: 16:02 End: 16:22
 Printed - 16:24 Sunday, 23 July 2006

The Enterprise Group 2006 Club F3 Championship QUALIFYING FOR RACE 15

POS	NO	CL	DRIVER	NAT	CAR	TIME	LAPS	GAP	MPH
1	18	A	Gavin WILLS		Dallara F398	45.877	11		96.22
2	1	A	Keith BALDWIN		Dallara F301	46.589	29	0.712	94.75
3	11	A	Shane KELLY		Dallara F397	46.816	25	0.939	94.29
4	39	Mas	Paul KNAPTON		Reynard 913	47.067	11	1.190	93.78
5	8	A	Jon GRAY		Dallara F304	47.220	29	1.343	93.48
6	4	A	Gary MARSH		Dallara F302	47.360	27	1.483	93.20
7	5	A	Ken FINNERAN		Dallara F302	47.381	24	1.504	93.16
8	21	A	Mark TERRY		Dallara F301	47.895	11	2.018	92.16
9	17	B	Chris NEEDHAM		Dallara F396	48.179	24	2.302	91.62
10	12	B	Dave KARASKAS		Dallara F393	48.214	20	2.337	91.55
11	6	B	Paul SIBLEY		Dallara F395/96	48.426	27	2.549	91.15
12	2	A	Alan ELLIS		Dallara F301	48.909	24	3.032	90.25
13	32	Mas	Nick ROBINSON		Dallara 392	48.927	26	3.050	90.22
14	15	B	Juan SERDA		Dallara F396	49.755	23	3.878	88.72
15	7	B	Chris WILLIE		Dallara F396	49.898	8	4.021	88.46
16	42	Mas	Mike WHITE		Dallara F392	52.040	28	6.163	84.82

Car No's 6, 17 & 39 need working transponders please.

Weather : Cloudy / Dry

These results are provisional until the conclusion of any judicial and technical matters.

Brands Hatch

Circuit Length = 1.2262 miles.

Start: 11:21 End: 11:46

Clerk of Course:	Stewards:	Timekeeper:
------------------	-----------	-------------

The Enterprise Group 2006 Club F3 Championship

LAP ANALYSIS - QUALIFYING RACE 15

(contd.)

11	Shane KELLY					Dallara F397
1 -	1:53.067	6 -	47.524	11 -	47.696	16 - 47.414 21 - 49.080
2 -	49.945	7 -	4:24.344P	12 -	47.614	17 - 46.965 22 - 47.276
3 -	48.124	8 -	1:20.626	13 -	47.164	18 - 47.124 23 - 47.174
4 -	48.028	9 -	48.623	14 -	47.625	19 - 49.907 24 - 47.184
5 -	48.592	10 -	47.563	15 -	47.030	20 - 46.816 25 - 47.667
12	Dave KARASKAS					Dallara F393
1 -	1:26.648	6 -	59.706	11 -	3:00.665P	16 - 49.392
2 -	52.150	7 -	49.747	12 -	59.543	17 - 48.867
3 -	51.187	8 -	49.332	13 -	49.047	18 - 49.356
4 -	50.868	9 -	49.473	14 -	48.214	19 - 48.500
5 -	2:47.544P	10 -	49.898	15 -	49.336	20 - 1:09.930
15	Juan SERDA					Dallara F396
1 -	3:52.037	6 -	52.017	11 -	51.064	16 - 51.100 21 - 49.880
2 -	1:01.901	7 -	51.319	12 -	50.714	17 - 50.290 22 - 49.755
3 -	56.929	8 -	50.789	13 -	50.517	18 - 50.170 23 - 50.564
4 -	53.542	9 -	53.714	14 -	2:56.920P	19 - 50.593
5 -	51.883	10 -	51.508	15 -	59.063	20 - 49.917
17	Chris NEEDHAM					Dallara F396
1 -	1:34.201	6 -	52.442	11 -	50.174	16 - 48.765 21 - 48.509
2 -	51.444	7 -	49.425	12 -	49.149	17 - 48.179 22 - 48.333
3 -	49.783	8 -	48.715	13 -	48.342	18 - 48.389 23 - 48.378
4 -	49.066	9 -	5:20.322P	14 -	48.536	19 - 48.876 24 - 49.568
5 -	51.710	10 -	1:02.233	15 -	48.487	20 - 48.444
18	Gavin WILLS					Dallara F398
1 -	1:02.149	6 -	46.664	11 -	45.877	
2 -	48.073	7 -	46.801			
3 -	46.569	8 -	47.279			
4 -	49.447	9 -	48.614			
5 -	56.768	10 -	46.504			
21	Mark TERRY					Dallara F301
1 -	1:38.474	6 -	50.238	11 -	47.895	
2 -	52.130	7 -	47.970			
3 -	49.800	8 -	48.402			
4 -	48.835	9 -	47.907			
5 -	48.654	10 -	47.957			
32	Nick ROBINSON					Dallara 392
1 -	1:15.126	6 -	55.022	11 -	1:05.532	16 - 49.371 21 - 49.416 26 - 48.927
2 -	54.204	7 -	51.028	12 -	50.522	17 - 49.493 22 - 49.417
3 -	54.589	8 -	50.627	13 -	50.602	18 - 50.422 23 - 49.135
4 -	54.757	9 -	52.040	14 -	50.108	19 - 50.697 24 - 50.159
5 -	56.348	10 -	2:55.682P	15 -	49.843	20 - 49.554 25 - 49.415


Car No's 6, 17 & 39 need working transponders please.
Weather : Cloudy / Dry

Brands Hatch
Circuit Length = 1.2262 miles.
Start: 11:21 End: 11:46
Printed - 11:50 Sunday, 23 July 2006

The Enterprise Group 2006 Club F3 Championship

GRID FOR RACE 15

ROW 8	7 WILLIE	42 WHITE
ROW 7	32 ROBINSON	15 SERDA
ROW 6	6 SIBLEY	2 ELLIS
ROW 5	17 NEEDHAM	12 KARASKAS
ROW 4	5 FINNERAN	21 TERRY
ROW 3	8 GRAY	4 MARSH
ROW 2	11 KELLY	39 KNAPTON
ROW 1	18 WILLS	1 BALDWIN
	POLE	



Car No's 6, 17 & 39 need working transponders please.

Weather : Cloudy / Dry

These results are provisional until the conclusion of any judicial and technical matters.

Brands Hatch

Circuit Length = 1.2262 miles.

Start: 11:21 End: 11:46

Clerk of Course:

Stewards:

Timekeeper:

The Enterprise Group 2006 Club F3 Championship

PROVISIONAL RESULT - RACE 15

POS	NO	CL	DRIVER	NAT	CAR	TIME	LAPS	GAP	MPH	BEST
1	18	A	Gavin WILLS		Dallara F398	25:39.464	31		88.93	46.527
2	5	A	Ken FINNERAN		Dallara F302	25:58.586	31	19.122	87.84	47.252
3	8	A	Jon GRAY		Dallara F304	26:25.437	31	45.973	86.35	47.823
4	4	A	Gary MARSH		Dallara F302	26:26.644	31	47.180	86.29	48.265
5	7	B	Chris WILLIE		Dallara F396	25:50.230	30	1 LAP	85.46	48.370
6	6	B	Paul SIBLEY		Dallara F395/96	25:58.392	30	1 LAP	85.02	48.827
7	2	A	Alan ELLIS		Dallara F301	26:07.910	30	1 LAP	84.50	48.883
8	32	Mas	Nick ROBINSON		Dallara 392	26:08.152	30	1 LAP	84.49	48.960
9	15	B	Juan SERDA		Dallara F396	25:42.367	29	2 LAPS	83.04	50.273
10	42	Mas	Mike WHITE		Dallara F392	26:31.440	29	2 LAPS	80.48	52.109

NOT CLASSIFIED

12	B	Dave KARASKAS		Dallara F393	6:54.099	7	D.N.F.	74.78	49.293
17	B	Chris NEEDHAM		Dallara F396	6:55.530	7	D.N.F.	74.52	49.630
1	A	Keith BALDWIN		Dallara F301		0	D.N.F.	N/A	
11	A	Shane KELLY		Dallara F397		0	D.N.F.	N/A	

FASTEST LAP

18	A	Gavin WILLS		Dallara F398	46.527	29	94.87mph	152.68kph
7	B	Chris WILLIE		Dallara F396	48.370	13	91.26mph	146.87kph
32	Mas	Nick ROBINSON		Dallara 392	48.960	17	90.16mph	145.10kph

Weather : Sunny / Dry

These results are provisional until the conclusion of any judicial and technical matters.

Brands Hatch

Circuit Length = 1.2262 miles.

Start: 16:32 End: 16:57

Clerk of Course:	Stewards:	Timekeeper:
------------------	-----------	-------------

The Enterprise Group 2006 Club F3 Championship

LAP CHART FOR RACE 15

Lap 1			Lap 2			Lap 3			Lap 4			Lap 5		
No	Behind	Laptime	No	Behind	Laptime	No	Behind	Laptime	No	Behind	Laptime	No	Behind	Laptime
18		53.306	18		47.354	18		49.505	18		1:05.582	18		1:16.831
4	2.946	56.252	4	4.919	49.327	4	5.208	49.794	4	1.011	1:01.385	4	0.867	1:16.687
5	3.325	56.631	5	4.978	49.007	5	5.414	49.941	5	1.425	1:01.593	5	1.700	1:17.106
17	4.607	57.913	17	7.059	49.806	17	7.184	49.630	17	2.513	1:00.911	17	3.190	1:17.508
12	5.080	58.386	12	7.550	49.824	12	7.458	49.413	12	2.987	1:01.111	12	3.828	1:17.672
7	5.473	58.779	7	8.648	50.529	8	8.252	48.861	8	3.469	1:00.799	8	4.335	1:17.697
8	5.997	59.303	8	8.896	50.253	7	9.027	49.884	7	4.462	1:01.017	7	5.244	1:17.613
6	6.627	59.933	6	9.444	50.171	6	10.072	50.133	6	5.062	1:00.572	6	5.803	1:17.572
2	8.511	1:01.817	2	11.139	49.982	2	12.616	50.982	2	6.779	59.745	2	7.051	1:17.103
15	10.942	1:04.248	15	15.511	51.923	15	17.579	51.573	15	8.953	56.956	15	8.906	1:16.784
32	13.725	1:07.031	32	17.648	51.277	32	18.519	50.376	32	10.129	57.192	32	9.774	1:16.476
42	15.556	1:08.862	42	22.678	54.476	42	26.681	53.508	42	17.999	56.900	42	10.633	1:09.465

Weather : Sunny / Dry

msttimina.com

Brands Hatch
 Circuit Length = 1.2262 miles.
 Start: 16:32 End: 16:57
 Printed - 16:59 Sunday, 23 July 2006

The Enterprise Group 2006 Club F3 Championship

LAP CHART FOR RACE 15

(contd.)

Lap 6			Lap 7			Lap 8			Lap 9			Lap 10		
No	Behind	Laptime	No	Behind	Laptime	No	Behind	Laptime	No	Behind	Laptime	No	Behind	Laptime
18		1:09.667	18		46.949	18		46.710	18		46.718	18		47.026
4	1.149	1:09.949	5	2.228	47.915	5	2.811	47.293	5	3.539	47.446	5	3.765	47.252
5	1.262	1:09.229	4	3.869	49.669	4	6.337	49.178	4	8.662	49.043	4	11.032	49.396
17	2.539	1:09.016	12	4.905	49.293	8	6.942	48.490	8	8.847	48.623	8	11.258	49.437
12	2.561	1:08.400	8	5.162	49.004	7	11.100	51.346	7	13.129	48.747	7	14.802	48.699
8	3.107	1:08.439	17	6.336	50.746	6	11.882	51.382	6	14.413	49.249	6	16.545	49.158
7	3.402	1:07.825	7	6.464	50.011	2	12.858	50.922	2	15.775	49.635	2	18.276	49.527
6	4.334	1:08.198	6	7.210	49.825	15	15.410	50.935	15	19.027	50.335	32	22.172	49.820
2	5.344	1:07.960	2	8.646	50.251	32	15.746	51.090	32	19.378	50.350	15	22.814	50.813
15	6.722	1:07.483	15	11.185	51.412	42	20.410	52.798	42	26.231	52.539	42	32.039	52.834
32	6.885	1:06.778	32	11.366	51.430									
42	8.342	1:07.376	42	14.322	52.929									

Weather : Sunny / Dry

msttimina.com

Page 2 of 7

Brands Hatch
 Circuit Length = 1.2262 miles.
 Start: 16:32 End: 16:57
 Printed - 16:59 Sunday, 23 July 2006

The Enterprise Group 2006 Club F3 Championship

LAP CHART FOR RACE 15

(contd.)

Lap 11			Lap 12			Lap 13			Lap 14			Lap 15		
No	Behind	Laptime	No	Behind	Laptime	No	Behind	Laptime	No	Behind	Laptime	No	Behind	Laptime
18		46.822	18		46.916	18		46.856	18		47.074	18		46.899
5	4.691	47.748	5	5.412	47.637	5	6.776	48.220	42	1 LAP	52.993	5	8.335	47.825
4	13.464	49.254	4	15.389	48.841	4	17.568	49.035	5	7.409	47.707	42	1 LAP	52.514
8	13.832	49.396	8	15.940	49.024	8	17.875	48.791	4	19.601	49.107	4	21.211	48.509
7	16.770	48.790	7	18.388	48.534	7	19.902	48.370	8	20.276	49.475	8	21.544	48.167
6	18.660	48.937	6	20.571	48.827	6	22.891	49.176	7	21.469	48.641	7	23.327	48.757
2	20.707	49.253	2	23.413	49.622	2	26.797	50.240	6	25.674	49.857	6	28.610	49.835
32	25.655	50.305	32	28.527	49.788	32	31.788	50.117	2	29.402	49.679	2	31.992	49.489
15	27.077	51.085	15	30.816	50.655	15	34.931	50.971	32	34.201	49.487	32	36.640	49.338
42	37.762	52.545	42	43.729	52.883				15	38.807	50.950	15	42.479	50.571

The Enterprise Group 2006 Club F3 Championship

LAP CHART FOR RACE 15

(contd.)

Lap 16			Lap 17			Lap 18			Lap 19			Lap 20		
No	Behind	Laptime	No	Behind	Laptime	No	Behind	Laptime	No	Behind	Laptime	No	Behind	Laptime
18		46.729	18		47.037	18		46.868	18		46.706	18		47.386
5	9.386	47.780	5	9.820	47.471	15	1 LAP	52.464	15	1 LAP	51.160	32	1 LAP	51.637
42	1 LAP	53.201	42	1 LAP	53.790	5	10.900	47.948	5	11.822	47.628	5	12.525	48.089
4	23.405	48.923	4	24.918	48.550	4	27.352	49.302	4	29.911	49.265	15	1 LAP	51.952
8	23.702	48.887	8	25.302	48.637	8	27.579	49.145	8	30.792	49.919	4	31.957	49.432
7	25.648	49.050	7	27.507	48.896	42	1 LAP	54.489	7	33.136	49.964	8	32.090	48.684
6	31.540	49.659	6	34.054	49.551	7	29.878	49.239	42	1 LAP	54.082	7	34.600	48.850
2	35.068	49.805	2	37.119	49.088	6	37.389	50.203	6	40.250	49.567	42	1 LAP	52.109
32	39.251	49.340	32	41.174	48.960	2	39.297	49.046	2	41.474	48.883	6	42.133	49.269
15	46.844	51.094				32	44.465	50.159				2	43.601	49.513

The Enterprise Group 2006 Club F3 Championship

LAP CHART FOR RACE 15

(contd.)

Lap 21			Lap 22			Lap 23			Lap 24			Lap 25		
No	Behind	Laptime	No	Behind	Laptime	No	Behind	Laptime	No	Behind	Laptime	No	Behind	Laptime
18		46.808	18		47.882	18		47.389	18		47.819	18		46.934
32	1 LAP	49.451	42	2 LAPS	54.495	2	1 LAP	50.232	6	1 LAP	50.260	6	1 LAP	49.215
5	13.097	47.380	32	1 LAP	49.290	42	2 LAPS	53.242	2	1 LAP	49.036	2	1 LAP	56.097
15	1 LAP	50.800	5	13.720	48.505	32	1 LAP	49.490	32	1 LAP	50.167	32	1 LAP	50.555
8	34.682	49.400	15	1 LAP	50.761	5	14.345	48.014	42	2 LAPS	52.850	5	15.323	48.073
4	35.109	49.960	8	34.623	47.823	15	1 LAP	50.807	5	14.184	47.658	42	2 LAPS	53.462
7	36.394	48.602	4	36.325	49.098	8	35.387	48.153	15	1 LAP	50.874	15	1 LAP	50.620
6	45.070	49.745	7	37.836	49.324	4	37.574	48.638	8	35.979	48.411	8	37.837	48.792
2	46.680	49.887	6	46.716	49.528	7	39.424	48.977	4	38.020	48.265	4	39.564	48.478
									7	40.882	49.277	7	43.659	49.711

The Enterprise Group 2006 Club F3 Championship

LAP CHART FOR RACE 15

(contd.)

Lap 26			Lap 27			Lap 28			Lap 29			Lap 30		
No	Behind	Laptime	No	Behind	Laptime	No	Behind	Laptime	No	Behind	Laptime	No	Behind	Laptime
18		46.960	18		46.941	18		47.025	18		46.527	18		46.941
6	1 LAP	49.742	6	1 LAP	49.569	7	1 LAP	49.638	7	1 LAP	49.913	7	1 LAP	50.031
2	1 LAP	50.898	5	17.259	48.133	6	1 LAP	49.946	6	1 LAP	49.938	6	1 LAP	49.539
5	16.067	47.704	2	1 LAP	50.536	5	18.238	48.004	5	19.557	47.846	5	20.358	47.742
32	1 LAP	51.129	32	1 LAP	49.799	2	1 LAP	49.399	2	1 LAP	49.408	2	1 LAP	49.465
42	2 LAPS	52.721	42	2 LAPS	52.692	32	1 LAP	49.190	32	1 LAP	49.259	32	1 LAP	49.098
15	1 LAP	50.647	15	1 LAP	50.547	42	2 LAPS	52.769	42	2 LAPS	52.513	8	46.632	48.818
8	39.498	48.621	8	41.308	48.751	15	1 LAP	50.273	8	44.755	48.732	4	48.142	48.719
4	41.345	48.741	4	42.765	48.361	8	42.550	48.267	15	1 LAP	50.845	42	2 LAPS	53.725
7	46.884	50.185				4	44.471	48.731	4	46.364	48.420			

**The Enterprise Group 2006 Club F3 Championship
LAP CHART FOR RACE 15**

(contd.)

Lap 31			Lap 32			Lap 33			Lap 34			Lap 35		
No	Behind	Laptime	No	Behind	Laptime	No	Behind	Laptime	No	Behind	Laptime	No	Behind	Laptime
18		49.297												
15	2 LAPS	52.829												
7	1 LAP	51.031												
6	1 LAP	49.836												
5	19.122	48.061												
2	1 LAP	50.410												
32	1 LAP	49.773												
8	45.973	48.638												
4	47.180	48.335												
42	2 LAPS	52.678												